ORDINARY MEETING AGENDA

Tuesday 17 November 2026
commencing at 9:30 AM

Quilpie Shire Council Boardroom
50 Brolga Street, Quilpie

Ordinary Meeting of Council

10 November 2026

The Mayor and Council Members
Quilpie Shire Council
QUILPIE QLD 4480

Dear Members

Notice is hereby given that a Pre Meeting Briefing will be held in the Council Boardroom, on **Tuesday 17 November 2026,** commencing at ***8.30 am*.**

Notice is also hereby given that an Ordinary Meeting of the Quilpie Shire Council will be held at the Council Chambers, on **Tuesday 17 November 2026**, commencing at ***9:30 AM*.**

The agenda for the ordinary meeting is attached for your information

Yours faithfully

Julie Reitano

Acting Chief Executive Officer

ORDINARY MEETING OF COUNCIL AGENDA

Tuesday 17 November 2026
Quilpie Shire Council Boardroom
50 Brolga Street, Quilpie

ORDER OF PROCEEDINGS

1 OPENING OF MEETING 1

2 ATTENDANCE 1

3 APOLOGIES 1

4 CONDOLENCES 1

5 DECLARATIONS OF INTEREST 1

6 RECEIVING AND CONFIRMATION OF MINUTES 2

6.1 ORDINARY MEETING OF QUILPIE SHIRE COUNCIL HELD ON THURSDAY 29 OCTOBER 2026 2

6.2 SPECIAL MEETING OF QUILPIE SHIRE COUNCIL HELD ON WEDNESDAY 4 NOVEMBER 2026 31

7 ITEMS ARISING FROM PREVIOUS MEETINGS 35

Nil

8 MAYORAL REPORT 35

Nil

9 COUNCILLOR PORTFOLIO REPORTS 35

Nil

10 OPERATIONAL STATUS REPORTS 36

10.1 INFRASTRUCTURE SERVICES STATUS REPORTS 36

Nil

10.2 COMMUNITY AND BUSINESS DEVELOPMENT STATUS REPORTS 36

Nil

10.3 CORPORATE SERVICES STATUS REPORTS 36

Nil

10.4 OFFICE OF THE CEO STATUS REPORTS 36

Nil

11 MAYORAL REPORTS FOR DECISION 37

11.1 AUDITOR-GENERAL'S OBSERVATION REPORT: 2026 FINAL MANAGEMENT REPORT 37

12 INFRASTRUCTURE SERVICES 50

12.1 QUILPIE PRINCIPAL CYCLE NETWORK (QPCN) 50

12.2 TRANSPORT INFRASTRUCTURE DEVELOPMENT SCHEME (TIDS) FY2027/28 TO 2030/31 FOUR-YEAR WORKS PROGRAM 56

12.3 PLATFORM AND INFORMATION TECHNOLOGY SOLUTION - POLICIES AND DELEGATIONS REGISTER, CUSTOMER REQUESTS AND INTRANET 61

13 COMMUNITY AND BUSINESS DEVELOPMENT 67

13.1 COMMUNITY ASSISTANCE GRANT APPLICATION - QUILPIE COMMUNITY CHURCH 67

13.2 AMENDMENT OF RESOLUTION QSC268-10-26 (REPEAL OF ITEMS 2 AND 3): COUNTRY EDUCATION FOUNDATION OF SOUTH WEST QUEENSLAND 71

13.3 STEPHEN TULLY, PROPOSAL TO FENCE DIAMANTINA DEVELOPMENT ROAD THROUGH BUNGINDERRY STATION 75

14 CORPORATE SERVICES 81

14.1 DEVELOPMENT APPLICATION - DA09 25-26 OPERATIONAL WORKS - INDUSTRIAL ESTATE, ANZAC DRIVE QUILPIE 81

14.2 DA05 25-26 - PRELIMINARY APPROVAL (INCLUDING A VARIATION REQUEST UNDER SECTION 50(3) OF THE PLANNING ACT 2016) FOR A MATERIAL CHANGE OF USE TO ESTABLISH AN UNDEFINED USE (AIR SERVICES – AIRCRAFT HANGARS AND HANGAR LEASE AREA) AND RECONFIGURING A LOT – DIVIDING LAND INTO PARTS BY AGREEMENT AT DIAMANTINA DEVELOPMENT ROAD, QUILPIE (LOT 38 ON NK69) 101

14.3 APPLICATION ALTERNATIVE SITING - 59 GALAH STREET, QUILPIE (LOT 19 SP114859) 139

14.4 FINANCIAL SERVICES REPORT MONTH ENDED 31 OCTOBER 2026. 145

14.5 FINANCIAL STATEMENTS 2025/26 176

14.6 AUDIT COMMITTEE REPORT 218

15 OFFICE OF THE CEO 222

Nil

16 CONFIDENTIAL ITEMS 223

Nil

17 LATE ITEMS 223

18 GENERAL BUSINESS 223

19 MEETING DATES 223

1 OPENING OF MEETING

2 ATTENDANCE

3 APOLOGIES

4 CONDOLENCES

5 DECLARATIONS OF INTEREST

6 RECEIVING AND CONFIRMATION OF MINUTES

6.1 ORDINARY MEETING OF QUILPIE SHIRE COUNCIL HELD ON THURSDAY 29 OCTOBER 2026

IX: 281460

Author: Callie Dabovich, Executive Officer

Authorisors: Julie Reitano, Acting Chief Executive Officer

Attachments: 1. Minutes of the Council Meeting held on 29 October 2026

RECOMMENDATION

That the Minutes of the Council Meeting held on 29 October 2026 be confirmed.

Ordinary Meeting of Council

MINUTES

Thursday 29 October 2026

Quilpie Shire Council Boardroom

50 Brolga Street, Quilpie

MINUTES OF QUILPIE SHIRE COUNCIL
ORDINARY COUNCIL MEETING
HELD AT THE QUILPIE SHIRE COUNCIL BOARDROOM, 50 BROLGA STREET, QUILPIE
ON THURSDAY, 29 OCTOBER 2026
AND SCHEDULED TO COMMENCE AT 11:00 AM

1 ATTENDANCE

Mayor Ben Hall, Deputy Mayor Roger Volz, Cr Lyn Barnes, Cr Tony Lander, Cr Milan Milosevic

In Attendance: Ms Julie Reitano (Acting Chief Executive Officer), Ms Lisa Hamlyn (Director Community and Business Development), Mr Eng Lim (Director Infrastructure Services), Ms Sharon Frank (Director Corporate Services) (via Teams), and Ms Callie Dabovich (Secretariat).

2 OPENING OF MEETING

RESOLUTION NO: (QSC248-10-26)

Moved: Cr Milan Milosevic
Seconded: Deputy Mayor Roger Volz

That the meeting be adjourned from the intended commencement time of 11:00 am to an anticipated revised time of 1.00 pm.

5/0

(The change in time allowed for an inspection of the Bob Young Memorial Park works by Councillors and some members of the Executive Leadership Team).

The Mayor declared the meeting open at 1:17 pm.

3 APOLOGIES

Nil

4 CONDOLENCES

Formal condolences from Council were forwarded to the families of Mick Gibson, William Wharton, Dwayne Wharton, Scott Pacey, Isla Wharton-Neho, Catherine Drumm, and Dan McKellar.

5 DECLARATIONS OF INTEREST

Chapter 5B of the *Local Government Act 2009* (the Act) requires councillors to declare any material personal interest (MPI) or conflict of interest (COI). Councillors must submit the Declaration in writing to the Chief Executive Officer before the Ordinary Meeting of Council.

Information required	Legislation	Declaration
Agenda item number	s254C *Local Government Regulation 2012*	12.2
Agenda item description	—	2026/27 Regional Arts Development Fund (RADF) Applications

Unconfirmed

Information required	Legislation	Declaration
Declaring councillor	s150EI (MPI) and s150EJ (COI) *Local Government Act 2009*	Cr Lyn Barnes
Exemption check	s150ED (general exemptions) and s150EF(2) (COI-specific exemptions) *Local Government Act 2009*	No exemption applies. The matter does not fall within any category in s 150ED(1). If the RADF grant counts as a donation under s 150ED(1)(e)(i), the exclusion still does not apply, because Cr Barnes receives a benefit beyond reputation. Cr Barnes's interest exceeds that of a significant proportion of persons in the local government area (s 150ED(2)). The interest does not arise from a Council board appointment (s 150ED(3)). The s 150EF(2) exemptions do not arise, because the interest is a material personal interest and not a conflict of interest.
Type of interest	s150EE (MPI) and s150EF(1) (COI) *Local Government Act 2009*	Material personal interest (s 150EE(1)). Cr Barnes stands to gain a direct benefit, RADF funding, depending on the outcome of Council's consideration of the matter.
Person with the interest	s150EE(1) (MPI) and s150EF(1), (3) (COI) *Local Government Act 2009*	Cr Lyn Barnes
Associate (MPI)	s150EG *Local Government Act 2009*	-
Related party (COI)	s150EH *Local Government Act 2009*	-
Particulars for the minutes	s150EI(7) (MPI) and s150EJ(6) (COI) *Local Government Act 2009*	Cr Barnes informed the meeting that she is the named artist for two workshops the RADF Committee recommends for funding through the Quilpie Cultural Society: Lyn Barnes Seniors Pastels W1 ($1,145) and Lyn Barnes Juniors Pastel ($572), totalling $1,717. Cr Barnes did not take part in the meeting, or remain at the place of the meeting, under an approval under s 150EI(5).
Action	s150EI(2), (4)–(6) (MPI) and s150EJ(2)–(3), (5), (7) (COI) *Local Government Act 2009*	As s 150EI(2)(b) requires, Cr Barnes left the place where the meeting was being held, including the area set aside for the public, at 4:09 pm. She stayed away while Council discussed and voted on the matter, and did not participate in the discussion or vote on Resolution QSC265-10-26. Cr Barnes returned to the meeting at 4:15 pm.

Information required	Legislation	Declaration
Agenda item number	s254C *Local Government Regulation 2012*	12.6
Agenda item description	—	Local Business Innovation Fund – Round 1 2026
Declaring councillor	s150EI (MPI) and s150EJ (COI) *Local Government Act 2009*	Mayor, Cr Ben Hall
Exemption check	s150ED (general exemptions) and s150EF(2) (COI-specific exemptions) *Local Government Act 2009*	No exemption applies. The matter includes a proposed grant to a business Cr Hall owns. The recommendation also sought an additional budget allocation, but the budget exemption covers only a matter that relates solely to a budget, and this matter does not. Cr Hall's interest is greater than that of a

Information required	Legislation	Declaration
		significant proportion of persons in the local government area. The COI exemptions in s 150EF(2) do not apply, as Cr Hall declared a material personal interest.
Type of interest	s150EE (MPI) and s150EF(1) (COI) *Local Government Act 2009*	Material personal interest (s 150EE(1)).
Person with the interest	s150EE(1) (MPI) and s150EF(1), (3) (COI) *Local Government Act 2009*	Mayor, Cr Ben Hall
Associate (MPI)	s150EG *Local Government Act 2009*	Quilpie Home Appliances (Bi-Rite Quilpie), as an entity in which Cr Hall has an interest.
Related party (COI)	s150EH *Local Government Act 2009*	Not applicable. Cr Hall declared a material personal interest, not a conflict of interest.
Particulars for the minutes	s150EI(7) (MPI) and s150EJ(6) (COI) *Local Government Act 2009*	Cr Hall informed the meeting that he owns Quilpie Home Appliances (Bi-Rite Quilpie), which applied for funding under the Local Business Innovation Fund Round 1 2026 (application LBIF2026-014). The report recommends Council approve $1,749.50 for the business, so Cr Hall stands to gain a benefit depending on the outcome of Council's consideration of the matter. Cr Hall did not take part in the meeting, or remain at the place of the meeting, under an approval under s 150EI(5).
Action	s150EI(2), (4)–(6) (MPI) and s150EJ(2)–(3), (5), (7) (COI) *Local Government Act 2009*	As s 150EI(2)(b) requires, Cr Hall left the meeting at 4:29 pm. He stayed away while Council discussed and voted on the matter, and did not participate in the discussion or vote on Resolution QSC269-10-26. Cr Hall returned to the meeting at 4:37 pm.

Information required	Legislation	Declaration
Agenda item number	s254C *Local Government Regulation 2012*	12.6
Agenda item description	—	Local Business Innovation Fund – Round 1 2026
Declaring councillor	s 150EJ(6)(a) *Local Government Act 2009*	Cr Milan Milosevic
Exemption check	s 150ED and s 150EF(2) *Local Government Act 2009*	No exemption applies. The matter does not fall within any category in s 150ED. None of the s 150EF(2) exemptions covers a personal friendship with the owners and employees of a business that applied for funding.
Type of interest	s 150EJ(1)(b)(ii) *Local Government Act 2009*	Perceived (rather than actual) conflict of interest
Related party	s150EH *Local Government Act 2009*	Not applicable. The owners and employees of the Brick Hotel are friends of Cr Milosevic, not related parties under s 150EH.
Connection to the matter	Not applicable	The Brick Hotel applied for funding under the Local Business Innovation Fund Round 1 2026 (application LBIF2026-012). The Councillor Review Panel did not recommend approval of the funding application.

Information required	Legislation	Declaration
Nature of the personal interests, as described by the councillor	s 150EJ(3)(a) and (6)(b) *Local Government Act 2009*	Cr Milosevic informed the meeting that he has a close personal friendship with the owners and employees of the Brick Hotel and regularly assists with its operations, but he receives no financial gain or benefit from the hotel or its operations.
How the councillor dealt with the perceived conflict	s 150EJ(2), (3)(b) and (6)(c)–(e) *Local Government Act 2009*	Cr Milosevic remained in the meeting, participated in the discussion, and moved and voted in favour of Resolution QSC269-10-26. Council carried the resolution 4/0.
Register of interests	Schedule 5, s 17 *Local Government Regulation 2012*, as cited on the form	Cr Milosevic also advised of his intention to reference this information in section 19 of his register of interests on 30 October 2026 to address any possible perception.

6 RECEIVING AND CONFIRMATION OF MINUTES

6.1 ORDINARY MEETING OF QUILPIE SHIRE COUNCIL HELD ON TUESDAY 15 SEPTEMBER 2026

RESOLUTION NO: (QSC249-10-26)

Moved: Cr Tony Lander
Seconded: Cr Lyn Barnes

That the Minutes of the Council Meeting held on 15 September 2026 be confirmed.

5/0

6.2 SPECIAL MEETING OF QUILPIE SHIRE COUNCIL HELD ON TUESDAY 22 SEPTEMBER 2026

RESOLUTION NO: (QSC250-10-26)

Moved: Cr Milan Milosevic
Seconded: Deputy Mayor Roger Volz

That the Minutes of the Special Council Meeting held on 22 September 2026 be confirmed.

5/0

6.3 SPECIAL MEETING OF QUILPIE SHIRE COUNCIL HELD ON TUESDAY 6 OCTOBER 2026

RESOLUTION NO: (QSC251-10-26)

Moved: Deputy Mayor Roger Volz
Seconded: Cr Lyn Barnes

That the Minutes of the Special Council Meeting held on 6 October 2026 be confirmed.

5/0

Unconfirmed

7 ITEMS ARISING FROM PREVIOUS MEETINGS

Nil

8 MAYORAL REPORT

Details / Meeting	Date	Location	Hall	Volz	Barnes	Lander	Milosevic
Ordinary Meeting of Council	15/09/2026	Quilpie	1	1	1	1	1
Special Meeting of Council	22/09/2026	Quilpie	1	1	1		1
Biosecurity Queensland Public Session	29/09/2026	Quilpie	1	1	1		
Regional Arts Development Fund (RADF) Meeting	1/10/2026	Quilpie		1			
Councillor Briefing Session	6/10/2026	Quilpie	1	1	1	1	
Special Meeting of Council	6/10/2026	Quilpie	1	1	1	1	
Future Fuels Program - Cooper Basin	6/10/2026	Quilpie	1	1	1	1	
Queensland Treasury Corporation (QTC) visit	6/10/2026	Quilpie	1	1	1	1	
Combined Schools Exhibition (Visitor Information Centre)	7/10/2026	Quilpie			1		
Chief Executive Officer recruitment shortlisting panel	8/10/2026	Quilpie	1	1	1	1	
Councillor Workshop - Draft Planning Scheme	12/10/2026	Quilpie	1	1	1		
Quilpie Housing and Prosperity Summit	13/10/2026	Quilpie	1	1		1	1
Chief Executive Officer recruitment first round interviews	13/10/2026	Quilpie	1	1	1	1	1
Chief Executive Officer recruitment first round interviews	14/10/2026	Quilpie	1	1	1	1	1
Minister Mickelberg and DG Sally Stannard - WEN Network	15/10/2026	Brisbane	1				
Minister - Honourable David Janetzki MP - Energy security	15/10/2026	Brisbane	1				
DDSWQCoM - Mayors and CEOs Strategy Session	18/10/2026	Cairns	1				
130th LGAQ Annual Conference	19-21/10/2026	Cairns	1	1		1	1
SWQROC Annual General Meeting	19/10/2026	Cairns	1				
Local Business Innovation Fund Grant Evaluation Meeting	26/10/2026	Quilpie		1	1	1	1
Local Disaster Management Group Meeting	26/10/2026	Quilpie		1			

DDSWQCoM - Darling Downs and South West Queensland Council of Mayors
LGAQ - Local Government Association of Queensland
SWQROC - South West Queensland Regional Organisation of Councils.
WEN - Western Enabling Network

Mayor Hall formally welcomed the Acting Chief Executive Officer, Ms Julie Reitano.

The Mayor reported that the 130th LGAQ Annual Conference in Cairns from 19 to 21 October 2026 encouraged open dialogue and provided good opportunities for councillors. The Mayor also reported that the housing sector recognises Council's housing advocacy and regards Council's broader advocacy as credible. The Mayor advised that other mayoral activities continued as business as usual, apart from the Chief Executive Officer recruitment process.

In the discussion that followed, Mayor Hall advised that he met with the Minister for Transport and Main Roads, the Honourable Brent Mickelberg MP, and the Director-General of the Department of Transport and Main Roads, Ms Sally Stannard, before the conference to present the WEN.

The Mayor reported that the Minister acknowledged Council's leadership on the initiative, and that Council presents the WEN as a national project to seek Australian Government support. The Mayor also reported that councillors distributed Council's advocacy document directly to guest speakers at the conference.

9 COUNCILLOR PORTFOLIO REPORTS

Deputy Mayor Cr Volz thanked Council for supporting councillors' attendance at the conference. Cr Volz noted that Council's advocacy documents provide a strong foundation, and that their quality presentation conveys the importance of Council's priorities.

Cr Volz reported that driving to the conference provided an opportunity to see other communities, and that some of the towns he passed through were not as neat and tidy as Quilpie. Cr Volz commended Quilpie residents who maintain their yards and verges, as this creates a positive first impression for visitors. Cr Volz reported that the housing summit in the hall attracted strong attendance from a broad cross-section of the community.

Cr Milosevic reported that the conference was an eye opener and that he was glad he attended. Cr Milosevic found about 95 per cent of the content valuable and said he would apply what he learned for as long as he serves on Council.

Cr Lander reported on the Western Enabling Network (WEN) and on trucking and transport matters raised at the conference.

Cr Barnes reported on the combined schools art exhibition at the gallery and commended the visitor information centre staff for staging a new exhibition each month. Cr Barnes reported that the exhibition attracted good attendance and that the children enjoyed seeing their work displayed in an art space. Cr Barnes supported an exhibition continuing as an annual event.

Councillors discussed options to improve the exhibition, including:

- standardised, reusable frames, possibly funded through a grant
- encouraging students to submit original works of their own choosing, each framed and labelled with the artist's name
- selecting a small number of works from each class
- Council sponsoring a junior art exhibition.

Cr Volz noted that the Australian Curriculum governs school activities and recommended Council discuss the exhibition with school principals, including whether schools continue to value it.

10 OPERATIONAL STATUS REPORTS

10.1 INFRASTRUCTURE SERVICES STATUS REPORTS

10.1.1 INFRASTRUCTURE SERVICES STATUS REPORT

EXECUTIVE SUMMARY

This report outlined the key activities and achievements of the Infrastructure Services Directorate for September 2026. It summarised the progress of major infrastructure projects, routine maintenance across the Shire, and the continuing delivery of flood-damage restoration works from the March 2025 rain event. Council operations have largely returned to business-as-usual, noting some delays of works impacted by the more recent February and June/July 2026 rain events.

Discussion occurred in relation to Council's waiver request to the Queensland Government not being approved (the requested waiver pertained to the purchase price for permanent closure of the old Lockabie Road).

RESOLUTION NO: (QSC252-10-26)

Moved: Cr Lyn Barnes
Seconded: Deputy Mayor Roger Volz

That:

1. The information be noted.

2. Council progress the purchase (permanent closure of the old Lockabie Road) with the Department of Natural Resources and Mines, Manufacturing and Regional and Rural Development subject to consideration in future budget deliberations.

5/0

Unconfirmed

10.2 COMMUNITY AND BUSINESS DEVELOPMENT STATUS REPORTS

10.2.1 LIBRARY SERVICES STATUS REPORT

EXECUTIVE SUMMARY

This report outlines Quilpie Library's services, programs and performance for the first quarter of the 2026/27 financial year (July to September 2026). The library recorded 1,339 visitors and loaned 399 items during the quarter. It delivered regular programs, including First 5 Forever, school holiday activities and Book Club, and held a NAIDOC Week Storytime and an outreach visit to Adavale. The library also completed interviews with 10 long-term residents for the inaugural Quilpie Shire Oral History Project, which State Library of Queensland subsidies funded.

RESOLUTION NO: (QSC253-10-26)

Moved: Deputy Mayor Roger Volz
Seconded: Cr Tony Lander

That the information be noted.

5/0

10.2.2 DEPUTY DIRECTOR COMMUNITY AND BUSINESS DEVELOPMENT STATUS REPORT

EXECUTIVE SUMMARY

During the reporting period, business development activity focused on supporting the University of Southern Queensland's socio-economic drought indicators pilot, preparing for the Quilpie Housing and Prosperity Summit, progressing the Destination Management and Economic Development Plans, and completing the first round of the Local Business Innovation Fund for Council's consideration. Community health and wellbeing initiatives included Women's Health Week activities, planning for the community screening of *Just a Farmer*, completion of the Cook + Connect program, funded by the Foundation for Rural and Regional Renewal (FRRR), and well-attended health promotion programs for children, young people and adults across the Shire.

RESOLUTION NO: (QSC254-10-26)

Moved: Cr Milan Milosevic
Seconded: Deputy Mayor Roger Volz

That the information be noted.

5/0

At 2:26 pm, Mayor Ben Hall left the meeting.

At 2:27 pm, Mayor Ben Hall returned to the meeting.

Unconfirmed

10.2.3 COMMUNITY AND BUSINESS DEVELOPMENT STATUS REPORT

EXECUTIVE SUMMARY

During the month the Exclusion Fencing Recovery Program continued to progress, with 24 applications completed and 156.8 kilometres of exclusion fencing repaired to date. Community Recovery Officers planned further engagement, including an Emergency Services Day and attendance at the Queensland Reconstruction Authority (QRA) Big Map sessions. Council also continued to work with Rotary to support Adavale and the wider Shire. Planning for the Adavale Sport and Recreation Facility upgrade advanced, with a focus on flood resilience and best-practice design. Council also continued to take part in strategic resilience and community development initiatives, including the Local Government Playbook project and the review of the Quilpie Local Disaster Management Plan.

RESOLUTION NO: (QSC255-10-26)

Moved: Cr Milan Milosevic
Seconded: Cr Lyn Barnes

That the information be noted.

5/0

At 2:41 pm, Alisha Moody joined the meeting.
At 2:44 pm, Lisa Hamlyn left the meeting and returned at 2:47 pm.

10.3 CORPORATE SERVICES STATUS REPORTS

10.3.1 RATES STATUS REPORT - SEPTEMBER 2026

EXECUTIVE SUMMARY

This report updated Council on overdue rates and charges following the first rates levy for 2026/27. The outstanding rates and charges balance as at 30 September 2026 was $13,369,085.51. Rate Category 14 (Mining and Oil Production) accounted for the largest share of overdue rates, totalling $12,740,610.33 across seven assessments.

RESOLUTION NO: (QSC256-10-26)

Moved: Cr Milan Milosevic
Seconded: Cr Tony Lander

That the information be noted.

5/0

At 2:53 pm Alisha Moody left the meeting and Mwewa Chisenga joined.

Unconfirmed

10.3.2 CORPORATE SERVICES STATUS REPORT - SEPTEMBER 2026

EXECUTIVE SUMMARY

Corporate Services activities in September 2026 covered procurement of goods and services, rates and charges, information technology, stores and compliance administration, grant and subsidy applications, finance operations, preparation of the 2025/26 financial statements, governance matters, and meetings that Corporate Services staff attended.

RESOLUTION NO: (QSC257-10-26)

Moved: Cr Lyn Barnes
Seconded: Cr Milan Milosevic

That the information be noted.

5/0

At 2:59 pm, Mwewa Chisenga left the meeting.

10.3.3 GOVERNANCE STATUS REPORT - SEPTEMBER QUARTER

EXECUTIVE SUMMARY

This report updated Council on governance activities for the September 2026 quarter.

RESOLUTION NO: (QSC258-10-26)

Moved: Cr Milan Milosevic
Seconded: Cr Tony Lander

That the information be noted.

5/0

10.4 OFFICE OF THE CEO STATUS REPORTS

Nil

Unconfirmed

11 INFRASTRUCTURE SERVICES

11.1 REQUEST FOR QUOTATION (LARGE) – RFQL07 26-27 SUPPLY AND DELIVERY OF 1 (ONE) 2.5M3 TOOL CARRIER LOADER

EXECUTIVE SUMMARY

This report tabled for consideration the evaluation of responses for the Request for Quotation (Large) RFQL07 26-27 Supply and Delivery of 1 (one) 2.5 – 3.5m^3 All Wheel Drive (AWD) Tool Carrier Front End Loader, with trade as part of Council's 2026/27 Plant Replacement program.

The procurement was conducted through the VendorPanel platform.

Komatsu Australia Pty Ltd achieved the highest weighted score of 86/100 and demonstrated value for money having regard to specification compliance.

RESOLUTION NO: (QSC259-10-26)

Moved: Deputy Mayor Roger Volz
Seconded: Cr Milan Milosevic

That Council:

1. Award RFQL07 26-27 Supply and Delivery of 1 (one) 2.5 – 3.5m^3 AWD Tool Carrier Front End Loader to Komatsu Australia Pty Ltd for an amount of $379,170.00 including GST ($344,700.00 excluding GST).
2. Accept the trade offer tendered in RFQL 07 26-27 Supply and Delivery of 1 (one) 2.5 – 3.5m^3 AWD Tool Carrier Front End Loader from Komatsu Australia Pty Ltd for an amount of $136,400.00 including GST ($124,000.00 excluding GST).
3. Pursuant to section 257 of the *Local Government Act 2009*, delegate to the Chief Executive Officer the authority to delegate, negotiate, finalise and execute any and all matters associated with or in relation to this project and contract including without limitation any options and/or variations as per Council's procurement policy.

5/0

11.2 RESIDENTIAL ACTIVATION FUND (ROUND 2) - DETAILED DESIGN WORKS FOR STAGE 2 POWERHOUSE RESIDENTIAL DEVELOPMENT ON WINCHU STREET

EXECUTIVE SUMMARY

This report sought Council approval to accept a quotation from Hartecs Group Pty Ltd for $54,615.00 including GST to undertake detailed civil design and operational works documentation for the Stage 2 Powerhouse residential development on the old Depot site in Winchu Street. The project is funded through the Residential Activation Fund (RAF) Round 2 with no direct financial impact on Council.

RESOLUTION NO: (QSC260-10-26)

Moved: Cr Lyn Barnes
Seconded: Deputy Mayor Roger Volz

Unconfirmed

That Council:

1. Engage Hartecs Group Pty Ltd to undertake detailed civil design for the amount of $54,615.00 including GST ($49,650.00 excluding GST) in accordance with Section 235 (b) *Local Government Regulation 2012*, due to the specialised nature of the services being sought and that it would be disadvantageous for Council to invite additional quotes.

2. Delegate authority to the Chief Executive Officer, pursuant to Section 257 *Local Government Act 2009* to negotiate, finalise and execute any and all matters associated with or in relation to this contract including without limitation any options and / or variations.

5/0

11.3 FLOOD STUDIES FOR BULLOO, PAROO AND QUILPIE SHIRE COUNCILS

EXECUTIVE SUMMARY

Following the significant flooding events across South-West Queensland in 2025, Bulloo, Paroo and Quilpie Shire Councils secured funding through the Queensland Resilience and Risk Reduction Program (QRRRP) Flood Risk Management Program to undertake flood studies for regional townships across the three local government areas.

The flood studies comprise two parts:

- Part A – Flood Studies, with hydrological and hydraulics modelling
- Part B – Flood Risk Management Studies and Plans

A joint procurement process was undertaken to engage a suitably qualified consultant to deliver Part A of the project, being the preparation of flood studies that will provide critical flood intelligence to support disaster management, infrastructure planning, land-use planning, asset management and future flood risk management initiatives.

Five submissions were received and assessed against the published evaluation criteria. Following independent assessment and moderation by the Evaluation Panel, Synergy Solutions achieved the highest overall score of 89.2/100 and was identified as the preferred consultant based on demonstrated capability, methodology, delivery approach, regional experience and value for money.

The project is anticipated to deliver significant strategic benefits by strengthening flood risk knowledge, improving disaster preparedness, informing future planning and development decisions, supporting long-term asset management and resilience planning, and providing the technical foundation for future Part B - Flood Risk Management Studies and Plans.

RESOLUTION NO: (QSC261-10-26)

Moved: Cr Lyn Barnes
Seconded: Cr Tony Lander

That Council:

1. Receive and note the report regarding the joint procurement process for Part A of the South-West Queensland Regional Towns Flood Studies undertaken in partnership with Bulloo and Paroo Shire Councils.

Unconfirmed

2. Endorse the outcome of the Evaluation Panel and accept the recommendation to appoint Synergy Solutions as the consultant for the flood studies of Quilpie, Eromanga, Adavale and Toompine for $ 243,111 including GST ($221,010 excluding GST).
3. Note that Part B - Development of Flood Risk Management Studies and Plans for participating townships will be subject to a separate procurement process anticipated to be undertaken in early 2027.

5/0

11.4 REQUEST FOR QUOTATION (LARGE) - RFQL08 26-27 FLOOD DAMAGE CONGIE ROAD PACKAGE

EXECUTIVE SUMMARY

This report tabled for consideration the evaluation of responses for the Request for Quotation (Large) RFQL08 26-27 Flood Damage Congie Road Package for the restoration of flood damaged areas of Congie Road outlined in this request.

The procurement was conducted through the VendorPanel platform.

APV Contracting Pty Ltd achieved the highest weighted score of 92/100 and demonstrated value for money having regard to programme delivery.

RESOLUTION NO: (QSC262-10-26)

Moved: Cr Lyn Barnes
Seconded: Deputy Mayor Roger Volz

That Council:

1. Award RFQL08 26-28 Flood Damage Congie Road Package to APV Contracting Pty Ltd for an amount of $2,493,793 including GST ($2,267,084.54 excluding GST).
2. Pursuant to section 257 of the *Local Government Act 2009*, delegate to the Chief Executive Officer the authority to negotiate, finalise and execute any and all matters associated with or in relation to this project and contract including without limitation any options and/or variations as per Council's procurement policy.

5/0

11.5 REQUEST FOR QUOTATION (LARGE) - RFQL06 26-27 QUILPIE FLOODWAY PROGRAM

EXECUTIVE SUMMARY

This report tabled for consideration the evaluation of responses for RFQL06 26-27 Quilpie Floodway Program for floodway improvements in various locations across the shire road network.

The procurement was conducted through the VendorPanel platform.

Durack Civil Pty Ltd achieved the highest weighted score of 88/100 and demonstrated value for money having regard to program delivery.

RESOLUTION NO: (QSC263-10-26)

Moved: Cr Tony Lander
Seconded: Cr Lyn Barnes

Unconfirmed

That Council:

1. Award Request for Quotation (Large) - RFQL06 26-27 Quilpie Floodway Program to Durack Civil Pty Ltd for an amount of $367,526.20 including GST ($334,114.73 excluding GST).
2. Pursuant to section 257 of the *Local Government Act 2009*, delegate to the Chief Executive Officer the authority to negotiate, finalise and execute any and all matters associated with or in relation to this project and contract including without limitation any options and/or variations as per Council's Procurement Policy.

5/0

At 3:49 pm, Corey Richards joined the meeting.

12 COMMUNITY AND BUSINESS DEVELOPMENT

12.1 COMMUNITY ASSISTANCE GRANT APPLICATION - EROMANGA DISTRICT RODEO ASSOCIATION INCORPORATED

EXECUTIVE SUMMARY

A Community Assistance Grant application was received from the Eromanga District Rodeo Association (EDRA) that requested a direct cash contribution of up to $40,000.

EDRA was seeking financial assistance from Council towards the remaining costs of a new ablution block at the Eromanga Sports Complex, which is now nearing completion. The project has experienced significant cost increase since the original budget was prepared in early 2024, with EDRA already increasing its own contribution by $15,000 bringing their total contribution to $35,000 to assist with the additional costs.

The ablution block is being constructed on Council-owned land with Council's support and endorsement and will provide improved amenities for users of the sports complex, as well as the broader community and visitors to the area. EDRA believes that Council's assistance with the remaining project costs will be instrumental in bringing this important community facility to completion, ensuring the investment is fully realised and can be enjoyed by both the Eromanga community and visiting users for years to come.

RESOLUTION NO: (QSC264-10-26)

Moved: Cr Milan Milosevic
Seconded: Cr Tony Lander

That, in lieu of a Community Assistance Grant, Council give in principle support to the project, which will become a Council asset, subject to budget deliberations later in this meeting and provision of receipts.

5/0

At 4:09 pm, Cr Lyn Barnes left the meeting.

Unconfirmed

12.2 2026/27 REGIONAL ARTS DEVELOPMENT FUND (RADF) APPLICATIONS

EXECUTIVE SUMMARY

This report sought Council's consideration and approval of the 2026/27 Regional Arts Development Fund (RADF) funding applications. The total RADF budget for 2026/27 is $31,250, comprising a $26,250 contribution from RADF and $5,000 contribution from Council. The listed applications were recommended for approval by the Quilpie RADF Committee and if approved would fully expend the funding.

Note: As the Quilpie Cultural Society is registered for GST, GST will also be payable on the grant but given Council's GST status, the nett effect on the budget will remain at $25,726.

RESOLUTION NO: (QSC265-10-26)

Moved: Cr Milan Milosevic
Seconded: Deputy Mayor Roger Volz

That Council approve the following 2026/27 funding applications, totalling $31,250, as recommended by the Regional Arts Development Fund (RADF) Committee.

Organisation		**Amount**
Quilpie Cultural Society		**$25,726**
Brian Rutledge – Wrought Iron	$2,836	
Glenda Rival Upholstery	$4,265	
Glenda Rival Weaving and Eco Dying	$2,180	
Maxine Thompson Pastel Skills	$1,268	
Stacy Keane Silversmithing Workshop1	$1,463	
Stacy Keane Silversmithing Workshop 2	$1,463	
Lyn Barnes Seniors Pastels Workshop 1	$1,145	
Lyn Barnes Juniors Pastel	$ 572	
Rachaeldaisey Colourful Quilting	$3,874	
Sally Flannery Pottery	$6,660	
Quilpie Shire Council Western Touring Circuit		**$5,524**
Where is the Green Sheep	$1,950	
Camp Culture	$1,949	
Bingo Beats	$1,625	
		Total $31,250

4/0

At 4:15 pm, Cr Lyn Barnes returned to the meeting.

Unconfirmed

12.3 COMMUNITY ASSISTANCE APPLICATION - QUILPIE PONY CLUB

EXECUTIVE SUMMARY

The Quilpie Pony Club submitted a Community Assistance Grant application requesting the in-kind use of Bulloo Park facilities—specifically the rodeo bar, toilets, and Council owned BBQ. They were seeking access for their monthly pony club rallies spanning from November 2026 until December 2027. The club advised that they would supply their own gas bottle but requested that Council deliver a portable BBQ to the site for their use.

RESOLUTION NO: (QSC266-10-26)

Moved: Cr Lyn Barnes
Seconded: Cr Milan Milosevic

That Council approve the in-kind use of Bulloo Park rodeo bar and toilet facilities, together with the use of a Council-owned BBQ for the period November 2026 to December 2027, subject to the following conditions:

- The Quilpie Pony Club is responsible for the collection and return of the BBQ to the Council Depot for each occasion;
- A facility hire form is completed and a bond of $125 is paid prior to use; and
- The facilities are left in a clean, tidy and undamaged condition following each event.

5/0

12.4 NOMINATION OF DELEGATE TO VOTE - OUTBACK QUEENSLAND TOURISM ASSOCIATION

EXECUTIVE SUMMARY

Council is a partner and member of the Outback Queensland Tourism Association Inc. (OQTA), the regional tourism organisation representing Outback Queensland. OQTA has adopted a new Constitution, registered on 18 September 2026, together with supporting Board Bylaws. Under the revised governance arrangements, Council is required to nominate an authorised delegate to exercise Council's membership voting rights at general meetings and in Board elections. This report sought Council's appointment of a delegate, and an alternate delegate, to ensure Council can participate in OQTA governance for the duration of its partnership.

RESOLUTION NO: (QSC267-10-26)

Moved: Cr Milan Milosevic
Seconded: Cr Lyn Barnes

That Council:

1. Nominate Corey Richards, Deputy Director Community and Business Development, as Council's authorised delegate to attend, speak and vote on behalf of Quilpie Shire Council at general meetings of the Outback Queensland Tourism Association Inc. and in elections for its Board.
2. Nominate Lisa Hamlyn, Director Community and Business Development, as Council's authorised alternate delegate.

Unconfirmed

3. Authorise the Chief Executive Officer to notify the Association and complete any required administrative documentation.
4. Determine that the appointments continue unless amended or revoked by Council resolution or Council's membership or partnership ceases.

5/0

12.5 COUNTRY EDUCATION FOUNDATION OF SOUTH WEST QUEENSLAND

EXECUTIVE SUMMARY

The Country Education Foundation (CEF) of Paroo continues to work through the process of updating the foundation name to reflect the expansion of its support area to include the Shires of Quilpie, Paroo, Murweh and Bulloo, providing local students with access to financial assistance for post-school education and training opportunities. Eligible students may apply for grants to support university, TAFE, apprenticeships, traineeships and other accredited study pathways. The initiative presents a valuable opportunity to reduce financial barriers to education and strengthen local workforce development outcomes. Council was requested to note the expanded eligibility and support the promotion of grant opportunities to the Quilpie Shire community.

RESOLUTION NO: (QSC268-10-26)

Moved: Cr Lyn Barnes
Seconded: Deputy Mayor Roger Volz

That Council:

1. Support the promotion of the Foundation's grant opportunities through Council communication channels to eligible students, families and educational institutions throughout the Shire.
2. Make a financial contribution of $5,000, noting that donations made before 31 October 2026 will be matched dollar-for-dollar through the Foundation's Matched Giving Campaign (up to a total of $7,000), thereby maximising the benefit of Council's contribution and supporting educational opportunities for students across the Quilpie, Bulloo, Murweh and Paroo Shires.
3. Fund the amount through the Community Assistance Grants Program.

5/0

At 4:29 pm, Mayor Ben Hall left the meeting.

Unconfirmed

12.6 LOCAL BUSINESS INNOVATION FUND - ROUND 1 2026

EXECUTIVE SUMMARY

The Local Business Innovation Fund (LBIF) aims to support business growth, innovation and economic activity across the Quilpie Shire, with an existing allocation of $100,000 over two years ($50,000 in 2026/27 and $50,000 planned in 2027/28). Round 1 opened on 1 July 2026, with the closing date extended from 28 August to 9 October 2026. Applications were considered against the program guidelines and were reviewed by a Councillor Review Panel, with final applications reviewed on 26 October 2026. This report sought Council's endorsement of the panel's Round 1 funding allocations detailed in the application register, totalling $106,951.10 (excluding GST), and approve a $56,951.10 increase to the current-year funding allocation of $50,000. As outlined in the financial implications, this comprises bringing forward the $50,000 allocation from 2027/28 and providing an additional $6,951.10 above the existing two-year program budget. The proposed allocations would fully commit the increased program funding pool. Following Council's decision, funding agreements, milestone monitoring and mandatory reporting and acquittal requirements will support accountable delivery of the funded projects.

Note: As the applicants are all businesses, GST will also be payable on the grants but given Council's GST status, the nett effect on the budget will remain at $106,951.10. Applications and proposed funding were included in Table 1, as reproduced on the following page.

RESOLUTION NO: (QSC269-10-26)

Moved: Cr Milan Milosevic
Seconded: Cr Tony Lander

That Council give in principle support to the recommendations of the Councillor Review Panel ($106,951.10) subject to budget deliberations later in the meeting.

Unconfirmed

Application Number	Applicant Name	Project Title	Total Project Cost	Council Approved Amount	Project Approved for Funding Y/N
LBIF2026-001	The Lake Quilpie	The Lake Road Accessibility Upgrade	$25,454.55	$12,727.27	Y
LBIF2026-002	Toogunna Plains Farmstay	Accessibility Ramp and Handrails	$13,258.67	$6,629.33	Y
LBIF2026-003	Quilpie Mud ‘n’ Suds	Quilpie Mud 'n' Suds - Smart Laundry Upgrade	$15,300.00	$7,650.00	Y
LBIF2026-004	Quilpie Motor Inn	Shop Front and Safety Lighting Upgrade	$29,223.16	$13,850.00	Y
LBIF2026-005	Bonsey Electrical Contracting	Bonsey Electrical Shopfront Enhancement Project	$20,042.66	$0.00	N
LBIF2026-006	Elle’s Newsagency	Shop Front Improvements	$12,951.73	$3,975.00	Y
LBIF2026-007	Quilpie Spell and Weigh Pty Ltd	Shopfront Refurbishment	$30,129.80	$370.00	Y
LBIF2026-008	Foodworks Quilpie	Shopfront Accessibility	$73,926.96	$30,000.00	Y
LBIF2026-009	Quilpie Post Office	Automatic Door Install	$13,919.85	$0.00	N
LBIF2026-010	Quilpie Post Office	Building Restoration/Repaint Project	$97,765.83	$30,000.00	Y
LBIF2026-011	Quilpie Post Office	Airconditioning upgrade	$20,152.00	$0.00	N
LBIF2026-012	The Brick Hotel	Disability Access to Front of Building	$77,545.00	$0.00	N
LBIF2026-013	Bulloo River Rural	Fence Channel Country Helicopters	$13,200.00	$0.00	N
LBIF2026-014	Quilpie Home Appliances (Bi-Rite Quilpie)	Automatic Door	$3,499.00	$1,749.50	Y
		TOTALS	$446,369.21	$106,951.10	

4/0

At 4:37 pm, Mayor Ben Hall returned to the meeting and Corey Richards left the meeting.

Unconfirmed

13 CORPORATE SERVICES

13.1 FINANCIAL SERVICES REPORT MONTH ENDED 30 SEPTEMBER 2026.

EXECUTIVE SUMMARY

The purpose of this report was to present the monthly financial report to Council in accordance with section 204 of the *Local Government Regulation 2012* for the period ended 30 September 2026.

RESOLUTION NO: (QSC270-10-26)

Moved: Cr Lyn Barnes
Seconded: Deputy Mayor Roger Volz

That Council receive and note the Monthly Finance Report for the period ending 30 September 2026.

5/0

At 4:54 pm, Hannah Tully joined the meeting.

13.2 AMENDMENT TO COUNCIL'S PURCHASING CARD LIMITS

EXECUTIVE SUMMARY

This report sought Council's authorisation to increase the total purchasing card. The proposed changes aligned with a shift to a new corporate purchasing card system and reflected a review of actual spending patterns.

RESOLUTION NO: (QSC271-10-26)

Moved: Cr Milan Milosevic
Seconded: Cr Lyn Barnes

That Council:

1. Amend Council's purchasing card threshold to $148,000.
2. Endorse an increase to the Mayor's purchasing card limit (new limit $5,000).
3. Note that the Chief Executive Officer will update the Council's Delegations Register (in accordance with Section 260 (2) *Local Government Act 2009*) for the current position titles and updated card limits.
4. Note that a temporary increase can occur ('top up') subject to the approval of two authorisers of the account for priority business needs.

5/0

At 5:02 pm, Hannah Tully left the meeting.

Unconfirmed

13.3 REQUEST FOR QUOTATION (LARGE) - RFQL05 26-27 SUPPLY AND DELIVERY OF 1 (ONE) MOBILE HORIZONTAL WASTE SHREDDER

EXECUTIVE SUMMARY

This report tabled for consideration the evaluation results for the supply and delivery of one Mobile Horizontal Waste Shredder under Council's 2026/27 Fleet Replacement Program.

The procurement was conducted through the Local Buy prequalified supplier panel.

Two conforming submissions were received.

Vermeer Australia trading as RDO Equipment Pty Ltd submitted the most advantageous offer, achieving the highest overall score and presenting the best value for money.

RESOLUTION NO: (QSC272-10-26)

Moved: Deputy Mayor Roger Volz
Seconded: Cr Milan Milosevic

That Council:

1. Award RFQL05 26-27 Supply and Delivery 1 (one) Mobile Horizontal Waste Shredder to Vermeer Australia trading as RDO Equipment for an amount of $458,700.00 including GST ($417,000.00 excluding GST).
2. Pursuant to section 257 of the *Local Government Act 2009*, delegate to the Chief Executive Officer the authority to negotiate, finalise and execute any and all matters associated with or in relation to this project and contract including without limitation any options and/or variations as per Council's Procurement Policy.

5/0

14 OFFICE OF THE CEO

14.1 PROPOSED ORDINARY MEETING DATES 2027

EXECUTIVE SUMMARY

This report sought Council's adoption of the Ordinary Meeting schedule for 2027, confirming the day, date and time of each Ordinary Meeting in accordance with s 254B of the *Local Government Regulation 2012*.

The proposed schedule maintained Council's established pattern of meeting on the third Tuesday of each month at 9:30 AM, with two adjustments. The January meeting was proposed for Thursday, 28 January 2027, consistent with Council's established practice of scheduling the January meeting later in the month to allow time after the Christmas–New Year office shutdown period. Thursday, rather than the fourth Tuesday, was proposed because the fourth Tuesday, 26 January 2027, is Australia Day, a Queensland public holiday. The October meeting is proposed for the fourth Tuesday, 26 October 2027, consistent with the approach taken in 2025 and 2026, to avoid a clash with the Local Government Association of Queensland (LGAQ) Annual Conference, which has historically been held in the third week of October.

Unconfirmed

RESOLUTION NO: (QSC273-10-26)

Moved: Cr Milan Milosevic
Seconded: Deputy Mayor Roger Volz

That Council:

1. Confirm the dates and times set out in Table 1 for its Ordinary Meetings in 2027, in accordance with s 254B of the *Local Government Regulation 2012.*
2. Delegate authority to the Chief Executive Officer to publish a public notice of the confirmed schedule in accordance with s 254B(2) of the *Local Government Regulation 2012*.

	Jan	Feb	Mar	Apr	May	Jun	Jul	Aug	Sep	Oct	Nov	Dec
Day	Thu	Tue	Tue	Tue	Tue	Tue	Tue	Tue	Tue	Tue	Tue	Tue
Date	28	16	16	20	18	15	20	17	21	26	16	14
Time	9:30 AM	9:30 AM	9:30 AM	9:30 AM	9:30 AM	9:30 AM	9:30 AM	9:30 AM	9:30 AM	9:30 AM	9:30 AM	9:30 AM

5/0

14.2 REQUEST TO NAME THE GREY RANGE PASS 'DONALD ANGUS PASS'

EXECUTIVE SUMMARY

The Hon Ann Leahy MP, Minister for Local Government, Water, Fire, Disaster Recovery and Volunteers and Member for Warrego, asked whether Council would support naming the pass where the Diamantina Developmental Road crosses the Grey Range "Donald Angus Pass". Mr Rob Savory JP of Eromanga proposed the name to recognise Donald Angus, a teamster who, according to Mr Savory, opened a shortcut between Eromanga and Charleville in the late 1890s.

RESOLUTION NO: (QSC274-10-26)

Moved: Deputy Mayor Roger Volz
Seconded: Cr Lyn Barnes

That Council:

1. Support the naming of the pass, where the Diamantina Developmental Road crosses the Grey Range, as "Donald Angus Pass".
2. Write to the Hon Ann Leahy MP advising of Council's support.

5/0

At 5:12pm, Corey Richards joined the meeting.

Unconfirmed

15 CONFIDENTIAL ITEMS

RECOMMENDATION

In accordance with the provisions of section 254J(3) of the *Local Government Regulation 2012*, that Council resolve to close the meeting to the public to discuss confidential items that its Councillors consider is necessary to close the meeting.

In accordance with Section 254J(3) of the *Local Government Regulation 2012*, the following table provides:

(a) the matter that is to be discussed; and

(b) an overview of what is to be discussed while the meeting is closed.

Agenda Item	Reasons Matters to be discussed (to close the meeting under the *Local Government Regulation 2012*)	Overview
15.1 First Quarter Budget Review 2026-27	(c) the local government's budget;	This report presents an amended budget for 2026-27 for Council's consideration.
15.2 Request for rates to be written off surrendered MC 300481 - Assessment 11075-00000-000	(d) rating concessions;	This report presents a ratepayer's request for Council to consider writing off outstanding rates and charges on a rateable assessment.
15.3 Post Housing and Prosperity Summit Housing Proposal Update	(c) the local government's budget;	This report updates Council on a housing proposal received after the Quilpie Shire Housing and Prosperity Summit and seeks Council's direction on next steps.
15.4 Auction Reserve Price - Komatsu Grader	(g) negotiations relating to a commercial matter involving the local government for which a public discussion would be likely to prejudice the interests of the local government;	This report considers the sale of a Council motor grader by auction.

MOVE INTO CLOSED SESSION

RESOLUTION NO: (QSC275-10-26)

Moved: Cr Lyn Barnes
Seconded: Cr Tony Lander

That Council moves into closed session at 5:12 pm.

5/0

At 5:15 pm Mwewa Chisenga joined the meeting and left the meeting at 5:34 pm.

Unconfirmed

MOVE OUT OF CLOSED SESSION

RESOLUTION NO: (QSC276-10-26)

Moved: Deputy Mayor Roger Volz
Seconded: Cr Tony Lander

That Council move out of closed session and resume the Ordinary Meeting at 6:15 pm.

5/0

15.1 FIRST QUARTER BUDGET REVIEW 2026-27

EXECUTIVE SUMMARY

This report presented an Amended Budget for 2026/27 for Council's consideration and adoption.

RESOLUTION NO: (QSC277-10-26)

Moved: Deputy Mayor Roger Volz
Seconded: Cr Lyn Barnes

That Council:

1. Note that the budget is consistent with Council's adopted Corporate Plan 2026-2031 and Operational Plan 2026/27.
2. Approve the 2026/27 budget amendments (operational and capital) which are outlined in the report in addition to the following updates (relating to the Eromanga Rodeo Grounds Ablution Block):
    (i) Recognition of a contributed asset $134,000
    (ii) Capital project estimate of $174,000
    (iii) Reduction in the tourism and economic development budget allocated to the Local Business Innovation Fund of $33,000. (It is noted that the funding for the current year of the Local Business Innovation Fund brings forward $50,000 of the program initially planned for 2027/28).
3. Approve the revised financial statements (as amended for point 2) for 2026/27:
    (i) Revised Budget Financial Statements (Financial Position, Cash Flow, Income and Expenditure and Changes in Equity) - 2026/27 and the next two years
    (ii) Revised Long Term Financial Forecast - 2026/27 and the next nine (9) financial years
    (iii) Revised Measures of Financial Sustainability for 2026/27 and the next nine (9) financial years (Ratios)
    (iv) Revenue Policy 2026/27
    (v) Revenue Statement 2026/27
    (vi) Revised Total Value of Change in Rates and Charges.
4. Include the Amended Budget 2026/27 document on Council's website.

5/0

Unconfirmed

15.2 REQUEST FOR RATES TO BE WRITTEN OFF - SURRENDERRED MINING CLAIM 300481 - ASSESSMENT 11075-00000-000

EXECUTIVE SUMMARY

This report presented a request from the landholder for Assessment 11075-00000-000 - Mining Claim (MC) 300481, to write off rates and charges due to the surrender of the mining claim and financial hardship.

The landholder for MC 300481 advised Council that they formally surrendered the mining claim in April 2026. The Small-Scale Mineral Hub of the Department of Natural Resources and Mines, Manufacturing and Regional and Rural Development (NRMMRRD) advised that the surrender of the mine was effective 19 August 2026.

The landholder had paid the rates and charges to 30 June 2026 however requested that Council write off the outstanding debt of $317.13 (rates and charges for 1 July 2026 to 19 August 2026 and accruing interest).

RESOLUTION NO: (QSC278-10-26)

Moved: Cr Milan Milosevic
Seconded: Cr Tony Lander

That Council not write off the outstanding debt of $317.13 (including accrued rates, charges and interest) for Assessment 11075-00000-000, as Council was formally notified by the Small Scale Mineral Hub – NRMMRRD that the surrender of the mine was effective 19 August 2026.

5/0

15.3 POST HOUSING AND PROSPERITY SUMMIT HOUSING PROPOSAL UPDATE

EXECUTIVE SUMMARY

Due to the interest generated by the Quilpie Shire Housing and Prosperity Summit, Council was approached by a housing supplier offering a potential project. The report outlined the results of a meeting with officers (and supplier) on 23 October 2026 to obtain further information about the proposal. Council's views were sought on the next steps.

RESOLUTION NO: (QSC279-10-26)

Moved: Cr Lyn Barnes
Seconded: Cr Milan Milosevic

That further information be sourced.

5/0

Unconfirmed

15.4 AUCTION RESERVE PRICE - KOMATSU GRADER

EXECUTIVE SUMMARY

This report sought Council's agreement to offer the grader for sale at the online auction that Grant Daniel and Long Pty Ltd trading as Nutrien Harcourts GDL will hold on 20 November 2026, and also tabled for consideration the reserve price for the Komatsu GD655-5 motor grader.

RESOLUTION NO: (QSC280-10-26)

Moved: Deputy Mayor Roger Volz
Seconded: Cr Tony Lander

That Council:

1. Offer the Komatsu GD655-5 motor grader for sale by online auction through Grant Daniel and Long Pty Ltd trading as Nutrien Harcourts GDL on 20 November 2026.
2. Delegate authority to the Chief Executive Officer, under s 257 of the *Local Government Act 2009*, to negotiate, confirm and execute all matters associated with the sale of the grader, including establishing and advising the reserve price with Nutrien Harcourts GDL.
3. Note that the Chief Executive has liaised with Councillors in relation to a proposed adjustment to the reserve price, given a previous auction result.

5/0

Unconfirmed

16 LATE ITEMS

16.1 DELEGATION TO THE CHIEF EXECUTIVE OFFICER

EXECUTIVE SUMMARY

The purpose of this report was to seek a delegation to the Chief Executive Officer, in particular the authority to act as Council's representative in relation to any meeting of creditors convened under the *Corporations Act 2001* (Cth) concerning any company indebted to Council.

RESOLUTION NO: (QSC281-10-26)

Moved: Cr Lyn Barnes
Seconded: Cr Tony Lander

That Council resolve that the Chief Executive Officer (CEO) is authorised, for and on behalf of Council, to act as Council's representative in relation to any meeting of creditors convened under the *Corporations Act 2001* (Cth) concerning any company indebted to Council, including authority to:

(a) attend any such meeting of creditors on behalf of Council, including any adjourned, continued, or reconvened meeting;

(b) speak at the meeting on behalf of Council;

(c) vote on behalf of Council, including on a poll, on any resolution, motion or matter arising for determination at the meeting, including resolutions relating to:

  (i) the appointment, replacement, or remuneration of an external administrator;

  (ii) the ending of the administration of the company;

  (iii) the execution of a Deed of Company Arrangement and the appointment of persons as Deed Administrators;

  (iv) the winding up of a company and the appointment of persons as Liquidators of the company;

  (v) the approval of any deed of company arrangement, compromise, arrangement, or other proposal submitted to creditors;

  (vi) directions to an external administrator and any other matter required or permitted by law to be determined by creditors; and

  (vii) the signing, completion, execution and lodgement of any proxy, authority, proof of debt, voting form, instrument, or document, and do all other acts and things the CEO considers necessary or convenient to give effect to this resolution and to exercise Council's rights as a creditor.

5/0

17 GENERAL BUSINESS

Council did not consider general business at this meeting.

Unconfirmed

18 MEETING DATES

These Minutes are to be confirmed at the next Ordinary Meeting. In accordance with the public notice of meetings published by Council, the next Ordinary Meeting will be held on Tuesday 17 November 2026 in the Quilpie Shire Council Boardroom, 50 Brolga Street, Quilpie commencing at 9:30 am.

There being no further business the Mayor declared the meeting closed at 6:18 pm.

Unconfirmed

6.2 SPECIAL MEETING OF QUILPIE SHIRE COUNCIL HELD ON WEDNESDAY 4 NOVEMBER 2026

IX: 281822

Author: Callie Dabovich, Executive Officer

Authorisors: Julie Reitano, Acting Chief Executive Officer

Attachments: 1. Minutes of the Special Council Meeting held on 4 November 2026

RECOMMENDATION

That the Minutes of the Special Council Meeting held on 4 November 2026 be confirmed.

Special Meeting of Council

MINUTES

Wednesday 4 November 2026

Quilpie Shire Council Boardroom

50 Brolga Street, Quilpie

MINUTES OF QUILPIE SHIRE COUNCIL
SPECIAL COUNCIL MEETING
HELD AT THE QUILPIE SHIRE COUNCIL BOARDROOM, 50 BROLGA STREET, QUILPIE
ON WEDNESDAY, 4 NOVEMBER 2026 AT 8:30 PM

1 OPENING OF MEETING

The Mayor declared the meeting open at 8:36 am.

2 ATTENDANCE

Mayor Ben Hall, Deputy Mayor Roger Volz, Cr Lyn Barnes (via Teams), Cr Tony Lander, Cr Milan Milosevic

In Attendance: Ms Julie Reitano (Acting Chief Executive Officer), Ms Lisa Hamlyn (Director Community and Business Development), Ms Sharon Frank (Director Corporate Services), Ms Mwewa Chisenga (Deputy Director Corporate Services), and Ms Callie Dabovich (Secretariat).

3 APOLOGIES

Nil

4 DECLARATIONS OF INTEREST

Chapter 5B of the *Local Government Act 2009* (the Act) requires councillors to declare any material personal interest (MPI) or conflict of interest (COI). Councillors must submit the Declaration in writing to the Chief Executive Officer before the Ordinary Meeting of Council.

Nil

5 CORPORATE SERVICES

5.1 T04 26-27 MANAGED SERVICES PROVIDER FOR INFORMATION TECHNOLOGY (IT)

EXECUTIVE SUMMARY

T04 26-27 Managed Services Provider for Information Technology (IT) involves the establishment of a service agreement to provide Council with the essential IT services and support required to continue the information and communication service (ICT) operations.

The procurement was conducted through VendorPanel, via open public tender where Redd Digital Services Pty Ltd achieved the highest weighted score of 88/100.

RESOLUTION NO: (QSC282-11-26)

Moved: Cr Milan Milosevic
Seconded: Deputy Mayor Roger Volz

That Council:

1. Award T04 26-27 – Managed Services Provider for Information Technology (IT) to Redd Digital Services Pty Ltd for a contract term of three (3) years, with two (2) optional one-year extensions (one (1) year plus one (1) year), noting the tendered schedule of rates.

Unconfirmed

2. Pursuant to section 257 of the *Local Government Act 2009*, delegate to the Chief Executive Officer the authority to negotiate, finalise and execute any and all matters associated with or in relation to this project and contract including without limitation any options and/or variations as per Council's procurement policy.

5/0

6 LATE ITEMS

7 GENERAL BUSINESS

There being no further business the Mayor declared the meeting closed at 9:00 am.

These Minutes are to be confirmed at the next Ordinary Meeting. In accordance with the public notice of meetings published by Council, the next Ordinary Meeting will be held on Tuesday 17 November 2026 in the Quilpie Shire Council Boardroom, 50 Brolga Street, Quilpie commencing at 9:30 AM.

Unconfirmed

7 ITEMS ARISING FROM PREVIOUS MEETINGS

Nil

8 MAYORAL REPORT

Nil

9 COUNCILLOR PORTFOLIO REPORTS

Nil

10 OPERATIONAL STATUS REPORTS

10.1 INFRASTRUCTURE SERVICES STATUS REPORTS

Nil

10.2 COMMUNITY AND BUSINESS DEVELOPMENT STATUS REPORTS

Nil

10.3 CORPORATE SERVICES STATUS REPORTS

Nil

10.4 OFFICE OF THE CEO STATUS REPORTS

Nil

11 MAYORAL REPORTS FOR DECISION

11.1 AUDITOR-GENERAL'S OBSERVATION REPORT: 2026 FINAL MANAGEMENT REPORT

IX: **281824**

Author: **Cr. Ben Hall, Mayor**

Authorisors: **Callie Dabovich, Executive Officer**

Attachments: **1. QAO 2026 Final Management Report**

KEY OUTCOME

Key Outcome:	9.	Finances and Resources
Key Initiative:	9.1	Audit, audit committee and risk management

EXECUTIVE SUMMARY

Council is asked to note the auditor-general's observation report about the audit of Council's financial statements for the financial year ended 30 June 2026, which the Mayor presents under s 213(3) of the *Local Government Regulation 2012*. The Queensland Audit Office's 2026 Final Management Report, dated 6 November 2026, confirms that the audit is complete and that the auditor issued an unmodified opinion on Council's financial statements. This means the financial statements follow required laws and accounting standards and can be relied on.

Following its interim report of 22 July 2026, the auditor identified four additional matters:

- Two internal control deficiencies, on capital work-in-progress cut-off and supporting documentation (26CR-1), and on conflict of interest declarations by procurement evaluation panel members (26CR-2), which the Deputy Director Corporate Services will resolve by 30 June 2027 and 31 March 2027 respectively; and
- Two medium-risk financial reporting issues, on the timely assessment of significant accounting matters (26CR-3), and on accounting for flood-damaged road infrastructure, which left an unadjusted audit difference of $937,154 (26CR-4), both of which management has resolved.

Of the matters previously reported, three are resolved and two remain in progress.

The final audit fee of $118,000 excluding GST is in line with the estimate in the external audit plan, and the grant acquittal audit for the Exclusion Fence Restitution Program carries a separate fee of $6,200 in the current financial period. The Queensland Audit Office intends to include the outcome of Council's audit in its report to parliament, Local government 2026.

RECOMMENDATION

That Council note the auditor-general's observation report about the audit of Council's financial statements for the financial year ended 30 June 2026, being the Queensland Audit Office's 2026 Final Management Report dated 6 November 2026, which the Mayor presents under s 213(3) of the *Local Government Regulation 2012*.

LEGISLATION / LEGAL IMPLICATIONS

The Mayor presents this report under s 213 of the *Local Government Regulation 2012*, which applies when the auditor-general gives the mayor a copy of the auditor-general's observation report about an audit of Council's financial statements. Section 213(3) requires the Mayor to present a copy of the report at the next ordinary meeting of Council. The Queensland Audit Office gave the 2026 Final Management Report, dated 6 November 2026, to the Mayor, with copies to the Acting Chief Executive Officer and the Chair of the Audit Committee. The Ordinary Meeting on 17 November 2026 is the first ordinary meeting since the Mayor received the report, and the Mayor presents a copy at that meeting as Attachment 1.

Section 213(2) defines an observation report as a report about the audit, prepared under s 54 of the *Auditor-General Act 2009*, that includes observations and suggestions about anything arising out of the audit. Section 54(3) of that Act allows an audit report to contain observations and suggestions about anything arising out of the audit, and s 54(4)(d) requires the auditor-general to give observations and suggestions that require attention to the chief executive officer of the entity and to any other person the auditor-general considers has a special interest in the report.

RSM Australia conducted the audit for the Queensland Audit Office. The 2026 Final Management Report sets out the outcome of the audit, the auditor's observations and recommendations on the four additional matters with management's responses, and the status of matters previously reported.

On this basis, presenting the report at the Ordinary Meeting on 17 November 2026 complies with s 213 of the *Local Government Regulation 2012*.



2026 FINAL MANAGEMENT REPORT

Quilpie Shire Council

06 November 2026

Queensland Audit Office

Better public services

Queensland Audit Office
Better public services

Mr. Ben Hall
Mayor
Quilpie Shire Council

Dear Mr. Ben Hall,

Final management report for Quilpie Shire Council

This report provides the outcome of the Queensland Audit Office's external audit of your financial statements for the year ending 30 June 2026.

We have completed our audit and issued an unmodified opinion. This means the financial statements follow required laws and accounting standards and can be relied on.

Final observations arising from our audit

Following our interim report to you dated 22 July 2026, we identified the following additional internal control and financial reporting matters. Further detail of these matters is in Appendix A.

Issue number	Issue rating	Issue name
Internal control issues		
26CR-1	Deficiency	Capital work-in-progress cut-off and supporting documentation
26CR-2	Deficiency	Compliance with Conflict-of-Interest Declaration Requirements
Financial reporting issues		
26CR-3	Medium risk	Timely Assessment of Significant Accounting Matters
26CR-4	Medium risk	Accounting for flood-damaged road infrastructure

Our final audit fee is $118,000, excluding GST, which is in line with the estimate in our external audit plan.

In relation to the Grant Acquittal Audit for the Exclusion Fence Restitution Program, a separate fee of $6,200 will be charged in the current financial period.

Report to parliament

Each year, we report to parliament on the results of our financial audits by sector, including insights on internal control issues, outcomes across the sector, and major transactions and events. Our reports support transparency, accountability, and decision-making by parliament and stakeholders.

We intend to include the outcome of your audit in our report, Local government 2026.

We value input from the entities we include in our reports. If we highlight insights from your audit, we will discuss the proposed content with you and consult as we prepare the report. You will also have an opportunity to formally comment on the draft report, and we include your response in the final version tabled in parliament.

We would like to thank you and your staff for your engagement this year and look forward to working with you again in future.

If you have any questions or would like to discuss this report or our audit services and engagement, please contact me on 0416 127 108 or Rob Pita on 0732 257 800.

Queensland Audit Office
Level 13, 53 Albert Street, Brisbane Qld 4000
PO Box 15396, City East Qld 4002

Phone 07 3149 6000
Email qao@qao.qld.gov.au
Web www.qao.qld.gov.au
Queensland Audit Office (QAO)

Yours sincerely



Ged Stenhouse

Partner – RSM Australia

cc: Ms Julie Reitano
Mr James Gauvin, Chair of the Audit Committee

Appendix A – Status of audit issues

Internal control issues

The following table identifies the number of deficiencies in internal controls, and other matters we have identified. For more information and detail on our rating definitions, please see the webpage here: www.qao.qld.gov.au/information-internal-controls or scan the QR code.

Ratings	Significant deficiencies S	Deficiencies D	Other matters* O
Description	A serious internal control issue that requires immediate action by management due to risk of material misstatement, financial loss, or non-compliance.	An internal control weakness that management is expected to address in a timely manner to prevent misstatements or non-compliance.	A recommendation to improve internal control efficiency or effectiveness, with implementation at management's discretion.
New issues raised in this report	-	2	-
Matters previously reported – work in progress or resolved pending audit clearance	-	2	-
Matters previously reported – resolved in this report	-	3	-

Note: *Queensland Audit Office only tracks resolution of other matters where management has committed to implementing action.

New issues raised in this report

The following section details control deficiencies and other matters identified as at 30 June 2026. It includes a response from management.

D Deficiency

CR-1: Capital work-in-progress cut-off and lack of supporting documentation

Issue category **Property, plant and equipment**

Observation

Council records capital expenditure in work-in-progress (WIP) based on the date an invoice is received, rather than when the underlying works or services are performed. Our testing identified multiple instances where sufficient supporting documentation was not available to substantiate the period in which the works or services were performed. As a result, additional effort was required by the finance team to liaise with the relevant contractors to obtain this information and determine the appropriate period for recognition.

Implication

Recognising WIP based on invoice receipt rather than the underlying service or completion period increases the risk that capital expenditure is recorded in the incorrect reporting period. This may result in the misstatement of the different asset classes. The absence of sufficient supporting documentation also limits Council's ability to demonstrate that capital expenditure has been recognised in the appropriate reporting period.

QAO recommendation

We recommend that Council strengthen its capital expenditure and year-end cut-off procedures to ensure expenditure is recognised based on the period in which the underlying works or services are performed, rather than the date an invoice is received.

Council should also ensure sufficient documentation is retained to support the service period, completion status and capitalisation assessment of significant capital expenditure, with appropriate review of year-end additions.

Management response

Council operates with an incredibly small team given its 2026/27 adopted budget totalled $184.50M. Council has committed additional resources as larger projects are funded, with specialist project managers engaged.

Management agrees with enhancing its capital expenditure and year-end cut-off procedures to ensure expenditure is recognised based on the period in which the works are completed.

Management proposes a two-stage approach to implementing these enhancements, prioritising high-value capital projects for year-end cut-off procedures for 2026/27FY (i.e. > $1M).

Responsible officer: Deputy Director Corporate Services

Status: Work in progress

Action date: 30 June 2027

D Deficiency

26CR-2: Lack of Compliance with Conflict-of-Interest Declaration Requirements

Issue category **Procurement and contract management**

Observation

Audit testing identified instances where Conflict of Interest (COI) declarations were not completed by evaluation panel members as required under Council's procurement requirements.

The recurrence of these exceptions indicates that controls designed to ensure COI declarations are completed and appropriately documented as part of the procurement evaluation process are not operating consistently.

Implication

Failure to complete COI declarations increases the risk that actual, potential or perceived conflicts of interest are not identified and appropriately managed, which may compromise the transparency and probity of Council's procurement processes.

QAO recommendation

We recommend that Council strengthen its procurement controls to ensure COI declarations are completed and retained for all relevant evaluation panel members before procurement evaluations proceed.

Management response

Management will investigate and implement procurement controls to ensure COI declarations are completed for all relevant evaluation panel members and retained in Councils Record Management System.

Responsible officer: Deputy Director Corporate Services

Status: Work in progress

Action date: 31 March 2027

2026 Final management report

Financial reporting issues

This table identifies the number of financial reporting issues we have identified. For more information and detail on our rating definitions, please see the webpage here: www.qao.qld.gov.au/information-internal-controls or scan the QR code.

Year and status	High risk (H)	Medium risk (M)	Low risk (L)
Description	A high likelihood of a material misstatement in one or more components of the financial statements, or there is the potential for financial loss, including fraud.	A medium likelihood of a material misstatement in one or more components of the financial statements.	A low likelihood of a material misstatement in one or more components of the financial statements.
New issues raised in this report	-	2	-

The following section details financial reporting issues identified as at 30 June 2026. It includes a response from management.

(M) Medium

26CR-3: Timely Assessment of Significant Accounting Matters

Observation

During the financial year, Council entered into the Exclusion Fence Restitution Program (EFRP) grant arrangement. As part of the year-end audit, the accounting treatment applied to the arrangement was assessed against the requirements of AASB 15 and AASB 1058. This required further consultation with relevant stakeholders and resulted in adjustments to the accounting treatment applied by Council.

The Audit Plan requested that position papers addressing new or significant accounting matters be provided by 20 April 2026. A position paper supporting Council's assessment of the EFRP grant arrangement was not provided within the agreed timeframe.

Implication

Where significant or complex accounting matters are not assessed and documented on a timely basis, there is an increased risk of incorrect accounting treatment or financial statement misstatement. It may also result in additional audit procedures and delays in finalising the audit where significant accounting matters are identified late in the financial reporting process.

QAO recommendation

We recommend that Council identify and assess significant or complex accounting matters early in the financial reporting process and prepare appropriate accounting position papers within agreed audit timelines.

Management response

Management acknowledges that the accounting treatment of the EFRP grant arrangement was not straightforward and appreciated stakeholder feedback.
To strengthen financial reporting and audit readiness, we will endeavour to identify and escalate significant or complex accounting matters earlier and prepare accounting position papers within agreed audit timeframes.

Medium

Responsible officer: Director Deputy Corporate Services

Status: Resolved

Medium

26CR-4: Accounting for flood-damaged road infrastructure

Observation

During the prior financial year ended 30 June 2025, Council's road infrastructure sustained significant damage as a result of flood events. As it was not practicable to determine the carrying value of the damaged components, Council engaged an appropriately qualified expert to estimate the replacement cost of the affected infrastructure. Consistent with AASB 116.70, the replacement cost was used as the basis for estimating the cost of the damaged roads.

The gross replacement cost of the damaged infrastructure was assessed at $2,548,581 and formed the basis of the adjustment recorded by Council in the Statement of Comprehensive Income.

Implication

While the use of replacement cost to estimate the cost of the damaged roads was considered appropriate, the calculation did not adequately consider the accumulated depreciation associated with those roads in determining their carrying amount. Consequently, the amount derecognised was based on the gross replacement cost rather than the estimated net carrying amount.

This resulted in an unadjusted audit difference of $937,154.

QAO recommendation

We acknowledge that this matter arose from flood events outside Council's normal day-to-day operations. However, given the recurring nature of natural disaster events within the region, we recommend that Council develop an accounting toolkit or documented methodology for disaster-related transactions.

Management response

The matter was the result of a late change in the accounting for the amount derecognised i.e. estimated net carrying amount rather than the estimated replacement cost after discussions between RSM and QAO. This was a simple oversight given time restraints to meet deadlines.

Management uses the Local Government Finance Professionals (LGFP) Guidance Paper for Accounting for Infrastructure Damaged by Significant Weather Events and will include the documented methodology with our internal financial statement's preparation schedule.

Responsible officer: Director Deputy Corporate Services

Status: Resolved

Matters previously reported

This section provides an update on the status of matters previously reported on internal controls and financial reporting issues.

Ref.	Rating	Issue	Status
25CR-1	D	**Inventory cut-off - Lack of timely recognition of goods received pre year end** **Category: Expense controls and expense management** Our inventory cut-off procedures identified instances where goods that were delivered and invoiced prior to 30 June 2025 were not recorded in the inventory system and general ledger until post year end. This indicates a breakdown or deficiency in controls over year end cut-off procedures, affecting the accurate recognition of inventory and associated liabilities.	**Resolved** No recurring instances were noted during testing performed.
25CR-2	D	**Expense cut-off – misalignment of expenditure with service periods** **Category: Expense controls and expense management** We recommend that management implement a review process to identify invoices that relate to multi-period services. These invoices should be assessed separately to ensure that expenditure is recognised in line with the applicable service period, consistent with accrual accounting principles. **Updated comment** Instances of the same nature were identified during the period under review.	**Work in progress** Management will implement more detailed reviews of expenditure classes / invoices that typically relate to multi-period services to ensure they are appropriately classified. Responsible officer: Deputy Director Corporate Services Action date: 30 June 2027
25CR-3	D	**Asset Revaluation – insufficient reconciliation between trial balance, fixed asset register, and the valuation reports** **Category: Property, plant and equipment** Management should implement a formal reconciliation process between the trial balance, fixed asset register, and valuation report before revaluation adjustments are recorded. The reconciliation should verify the completeness and accuracy of asset records, identify duplicate or omitted assets, and be independently reviewed and documented to ensure revaluation adjustments are supported by accurate underlying asset data.	**Resolved** Management has implemented a process to reconcile the underlying fixed asset register as part of the comprehensive valuation process.
21IR-3	D	**Business continuity plan is not tested regularly** There was limited evidence of the business continuity plan being tested **Category: Governance and risk management**	**Resolved** Council's response to prior-period natural disaster events provided practical evidence that its business continuity arrangements were operational.

2026 Final management report

Ref.	Rating	Issue	Status
21IR-2	D	**Lack of formalised IT Security Policy** **Category: Governance and risk management** There is no formalised IT security policy in place	**Work in progress** Per our engagement with Council, we noted that a formal IT Security Policy was adopted in April 2023 and is due for review in April 2027. Council further advised that a new ICT Officer has recently commenced and will lead the review process. Given the continually evolving IT environment, we recommend Council consider shortening the policy review cycle to ensure the policy remains current and responsive to changes in IT risks, systems and security requirements. **Management update:** The IT Security Policy is currently under review. It is planned to be presented to Council at the ordinary meeting in December 2026. Responsible officer: Manager Finance and Administration Original action date: 30 June 2022 Revised action date: 30 June 2027



qao.qld.gov.au/reports-resources/reports-parliament

Suggest an audit topic

Contribute to an audit in progress

Subscribe to news and our blog

Connect with QAO on LinkedIn

Megan Manuel
Queensland Audit Office
T: 07 3149 6122
E: Megan.Manuel@qao.qld.gov.au

Ged Stenhouse
RSM Australia Partners
T: 0416 127 108
E: ged.stenhouse@rsm.com.au

T: (07) 3149 6000
E: qao@qao.qld.gov.au
W: www.qao.qld.gov.au
53 Albert Street, Brisbane Qld 4000
PO Box 15396, City East Qld 4002

Queensland Audit Office
Better public services

12 INFRASTRUCTURE SERVICES

12.1 QUILPIE PRINCIPAL CYCLE NETWORK (QPCN)

IX: **281461**

Author: **Eng Lim, Director Infrastructure Services**

Authorisors: **Julie Reitano, Acting Chief Executive Officer**

Attachments: **1. Quilpie Principal Cycle Network (as proposed by TMR)**

KEY OUTCOME

Key Outcome:	3.	Transport
Key Initiative:	3.4	Roads and drainage

EXECUTIVE SUMMARY

Council is asked to endorse the proposed Quilpie Principal Cycle Network (QPCN) (the Department of Transport and Main Roads' (TMR's) mapping of the Queensland Principal Cycle Network for Quilpie township) so that TMR can finalise and publish it. The QPCN identifies strategic active transport corridors to support future walking and cycling connectivity throughout the township. Council officers have worked with TMR on the network since February 2026, and briefed Councillors on the draft network on 4 August 2026. In response to Council's feedback, TMR agreed to include the Jabiru Street extension and the Baldy Top shared pathway alignment. TMR did not support the proposed Gyrica Street north-south connection, because existing principal routes run close to it, but Council may consider that corridor in its future local active transport planning.

Council has the power to endorse the network under s 9(1) of the *Local Government Act 2009*. The QPCN is a strategic planning document only, so endorsement does not commit Council to the construction, funding or maintenance of any infrastructure, and involves no direct expenditure. Endorsement establishes a long-term vision for active transport in Quilpie, aligns with State planning objectives and supports future grant funding opportunities.

RECOMMENDATION

That:

1. Council endorse the proposed Quilpie Principal Cycle Network (QPCN) as presented by the Department of Transport and Main Roads, including:
    (a) the extension of the Principal Cycle Network along Jabiru Street; and
    (b) the inclusion of the Baldy Top shared pathway alignment.
2. Council note that the Principal Cycle Network does not include the proposed Gyrica Street north-south connection, and that Council may consider it as part of its future local active transport network planning.
3. The Chief Executive Officer advise the Department of Transport and Main Roads of Council's endorsement, so that the Department can finalise and publish the Quilpie Principal Cycle Network.

BACKGROUND

The Department of Transport and Main Roads (TMR) is progressively reviewing and updating the Queensland Principal Cycle Network (QPCN) across the state to identify strategic cycling and active transport corridors that connect key destinations and support future investment opportunities.

Since February 2026, Council officers have been working collaboratively with TMR's Transport Strategy and Planning Branch to review the proposed Principal Cycle Network mapping for Quilpie Township and to ensure the network reflects local priorities and future active transport opportunities.

REPORT

Development of the network

Various online meetings between Council officers and TMR representatives can be summarised by discussion around the following items:

- Extension of the Principal Cycle Network along Jabiru Street to improve east-west connectivity and complete the active transport loop;
- Inclusion of the proposed Baldy Top shared pathway alignment;
- Consideration of additional local active transport connections within the township.

As part of those discussions, Council officers subsequently provided GIS mapping and alignment information to TMR for assessment.

Councillor briefing

On 4 August 2026, Council officers conducted a briefing session with Councillors regarding the draft Quilpie Principal Cycle Network (QPCN). The briefing outlined the proposed network, the amendments being negotiated with TMR, and the opportunities for future active transport infrastructure within Quilpie. Feedback received from Councillors during the briefing informed Council's subsequent discussions with TMR and the refinement of the proposed network alignments.

TMR’s assessment of Council’s proposals

Jabiru Street extension: TMR supports the extension of the Principal Cycle Network along Jabiru Street between Gyrica Street and Chipu Street. This amendment has been accepted and incorporated into the proposed network.

Baldy Top shared path: TMR supports inclusion of the Baldy Top shared path alignment as part of the Principal Cycle Network. Council officers supplied GIS data and revised alignments to facilitate this inclusion.

Additional north-south connection: Council asked TMR to consider an additional north-south route along Gyrica Street between Diamantina Developmental Road and Jabiru Street. After assessing it, TMR advised that the Principal Cycle Network does not require the route as a corridor, because of network density: existing north-south routes in the township run close to it. TMR recommended that the route instead form part of Council’s future local active transport network planning, and Council retains the ability to consider the corridor in that planning.

Attachment 1 shows the proposed final QPCN for Council endorsement.

Strategic Considerations

The Quilpie Principal Cycle Network (QPCN) is a strategic planning document and does not commit Council to the immediate construction of cycling infrastructure.

Rather, the requested endorsement of the network:

- establishes an agreed long-term vision for active transport within Quilpie;
- improves alignment with State planning objectives;

- supports future applications by Council for State and Federal active transport funding opportunities;
- assists Council in identifying and prioritising future cycling infrastructure investments;
- provides a framework to guide future local active transport planning.

Council can also use the endorsed network as a reference document in future streetscape, tourism, recreation and transport planning.

OPTIONS

Option 1 (Recommended)

That:

1. Council endorse the proposed Quilpie Principal Cycle Network (QPCN) as presented by the Department of Transport and Main Roads, including:
    (a) the extension of the Principal Cycle Network along Jabiru Street; and
    (b) the inclusion of the Baldy Top shared pathway alignment.
2. Council note that the Principal Cycle Network does not include the proposed Gyrica Street north-south connection, and that Council may consider it as part of its future local active transport network planning.
3. The Chief Executive Officer advise the Department of Transport and Main Roads of Council's endorsement, so that the Department can finalise and publish the Quilpie Principal Cycle Network.

Option 2

That Council not support the proposed Quilpie Principal Cycle Network (QPCN) as presented by the Department of Transport and Main Roads (TMR) and request Council officers to discuss further with their representatives for a revised plan.

CONSULTATION (Internal/External)

Councillors

Officers within the Infrastructure Services Directorate

INTERESTED PARTIES

All residents of Quilpie township

Department of Transport and Main Roads

Note: Council officers identify interested parties on a best endeavours basis, and the list may not be exhaustive.

LEGISLATION / LEGAL IMPLICATIONS

Council makes this decision under s 9(1) of the *Local Government Act 2009*, which gives Council the power to do anything that is necessary or convenient for the good rule and local government of its area. Endorsing the QPCN is convenient for the good rule and local government of Quilpie, because it gives the township an agreed long-term active transport network that guides Council's future planning and supports its funding applications. The endorsement creates no legal obligation for Council to build, fund or maintain any infrastructure.

The recommendation incorporates the provision of information to TMR of Council's endorsement. Advising a State department of a Council resolution is an administrative step to give effect to the decision, so it does not involve a power that Council must delegate under s 257 of the *Local Government Act 2009*.

POLICY IMPLICATIONS

Council's Corporate Plan 2026–2031 commits Council, under strategic priority 3, to "Plan and deliver safe and resilient TRANSPORT networks that maintain and strengthen Shire connections", including through initiatives 3.3 Footpaths and 3.4 Roads and drainage. The QPCN supports this priority, because it identifies walking and cycling corridors along the township's roads, including Jabiru Street, and a shared pathway alignment at Baldy Top, which will guide Council's future footpath and road planning.

The decision also supports the Queensland Government's active transport planning framework, and its objectives to improve walking and cycling connectivity, safety and accessibility. TMR describes principal routes as the routes that "form the spine from which local cycling networks are built", agrees them with each council, and publishes the updated network maps as councils endorse the network for their area. The QPCN reflects this framework: TMR and Council agreed the alignments, and Council's endorsement is the step that allows TMR to publish the network for Quilpie.

FINANCIAL AND RESOURCE IMPLICATIONS

There are no immediate financial implications arising from endorsement of the QPCN.

Endorsement does not create any obligation for Council to undertake construction works or provide matching funding. Any future infrastructure projects arising from the network would be subject to separate Council consideration, funding availability and detailed design processes.

ASSET MANAGEMENT IMPLICATIONS

The endorsement of the QPCN does not create any immediate asset creation, renewal or maintenance obligations for Council since it only provides a strategic framework for future active transport infrastructure planning, including shared pathways, bicycle facilities and supporting infrastructure.

Inclusion of cycling routes within the QPCN may assist Council in prioritising future capital works, asset renewal programs and grant funding applications for active transport projects. The endorsed network will assist Council in planning for long-term active transport connectivity and integration with existing road, footpath and recreational assets.

Any future infrastructure identified through the QPCN would be subject to separate business case development, design, budget process and funding approval and lifecycle cost assessment before inclusion within Council's asset portfolio.

RISK MANAGEMENT IMPLICATIONS

Council assessed the risks of this decision under its Enterprise Risk Management Policy (G.11) and Risk Management Framework (G.11-A), using its adopted risk matrix (Likelihood × Consequence).

Endorsement presents a low organisational risk, because it does not commit Council to delivering or funding specific infrastructure projects. It also gives Council the opportunity to influence the strategic active transport network in Quilpie through future State and Federal active transport funding programs. Because the QPCN gives Council a strategic planning basis for future active transport investment, it helps Council manage the risks of ad hoc infrastructure development and gaps in network connectivity.

HUMAN RIGHTS CONSIDERATION

Section 58(1) of the *Human Rights Act 2019* makes it unlawful for Council to make a decision that is not compatible with human rights, or to fail to give proper consideration to a human right relevant to the decision. Council considered the 23 human rights the Act protects and identified one relevant to this decision:

- **Freedom of movement (s 19).** The decision engages this right because the QPCN identifies future active transport connections that will improve people's ability to move around the township, including residents who do not have access to a private vehicle. It is compatible with

the right because it does not restrict anyone's movement, alter property ownership, restrict access to public land or affect the legal rights of any individual.

Council will consider human rights again for any future infrastructure project arising from the QPCN, through that project's separate Council decision, detailed design, funding approval, community consultation and site-specific assessment, particularly where the project may affect land access, property interests, public safety or cultural heritage.

The decision is compatible with human rights under s 8, because it does not limit any human right.

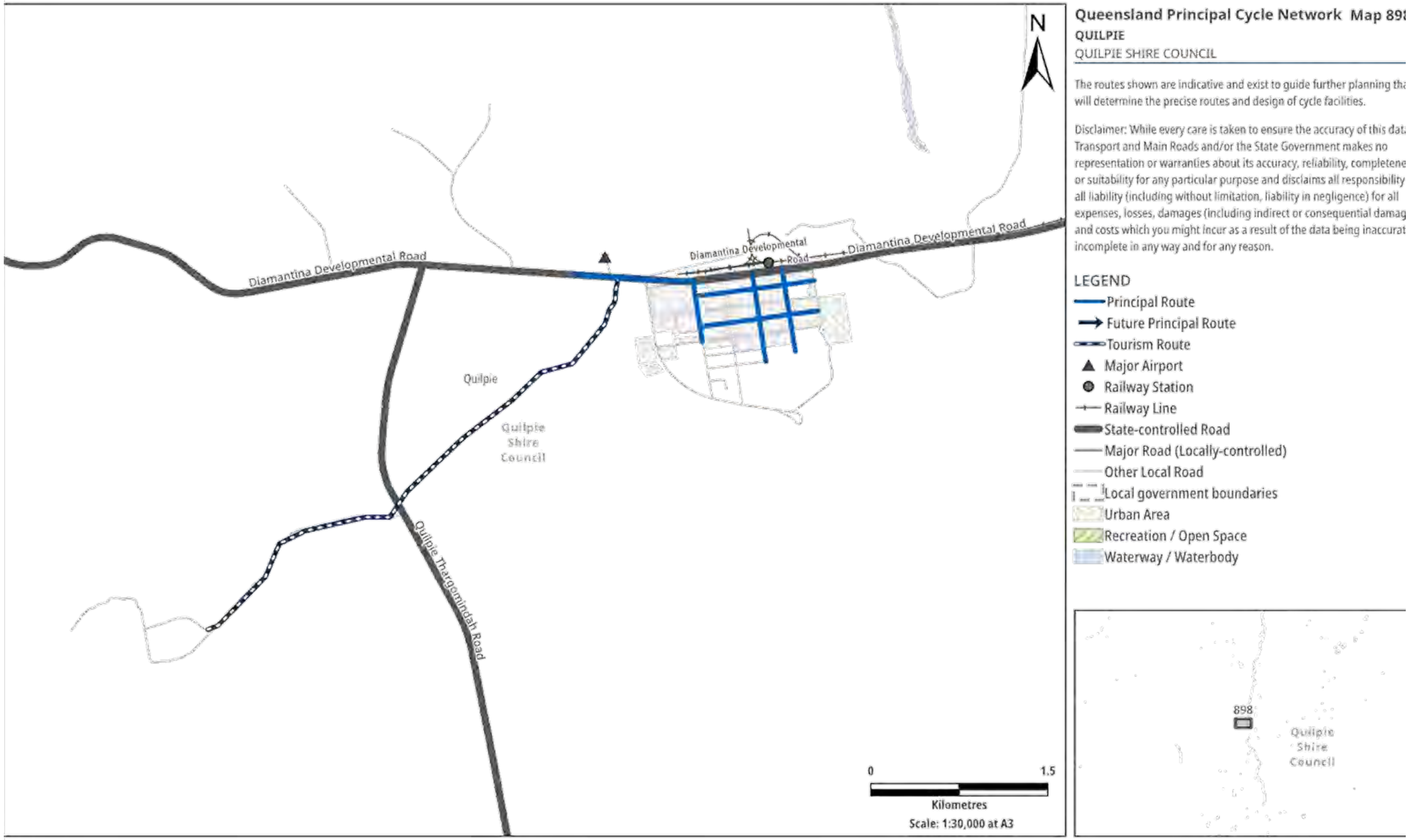
N
Diamantina Developmental Road
Diamantina Developmental Road
Diamantina Developmental Road
Quilpie
Quilpie Shire Council
Quilpie Thargomindah Road
0
1.5
Kilometres
Scale: 1:30,000 at A3
Queensland Principal Cycle Network Map 89
QUILPIE
QUILPIE SHIRE COUNCIL
The routes shown are indicative and exist to guide further planning tha
will determine the precise routes and design of cycle facilities.
Disclaimer: While every care is taken to ensure the accuracy of this dat
Transport and Main Roads and/or the State Government makes no
representation or warranties about its accuracy, reliability, completene
or suitability for any particular purpose and disclaims all responsibility
all liability (including without limitation, liability in negligence) for all
expenses, losses, damages (including indirect or consequential damag
and costs which you might incur as a result of the data being inaccurat
incomplete in any way and for any reason.
LEGEND
Principal Route
Future Principal Route
Tourism Route
Major Airport
Railway Station
Railway Line
State-controlled Road
Major Road (Locally-controlled)
Other Local Road
Local government boundaries
Urban Area
Recreation / Open Space
Waterway / Waterbody
898
Quilpie Shire Council

12.2 TRANSPORT INFRASTRUCTURE DEVELOPMENT SCHEME (TIDS) FY2027/28 TO 2030/31 FOUR-YEAR WORKS PROGRAM

IX: **281907**

Author: **Eng Lim, Director Infrastructure Services**

Authorisors: **Julie Reitano, Acting Chief Executive Officer**

Attachments: **1. Western Enabling Network (WEN) advocacy document**

KEY OUTCOME

Key Outcome:	3.	Transport
Key Initiative:	3.4	Roads and drainage

EXECUTIVE SUMMARY

This report seeks Council endorsement of the proposed Transport Infrastructure Development Scheme (TIDS) Four-Year Works Program and nomination of Adavale Blackall Road as Council's priority project for inclusion within the South West Regional Roads and Transport Group (SWRRTG) program for the period FY2027/28 to 2030/31.

RECOMMENDATION

That Council:

1. Endorse the proposed Transport Infrastructure Development Scheme (TIDS) Four-Year Works Program for submission to the South West Regional Roads and Transport Group (SWQRRTG) by confirming Adavale Blackall Road as Council's priority TIDS project corridor for continued progressive sealing works from chainage 199.54 to 183.54 from FY2027/2028 to 2030/31.
2. Authorise the Chief Executive Officer to submit the endorsed program to the South West Regional Roads and Transport Group (SWRRTG) and the Department of Transport and Main Roads for consideration.

BACKGROUND

The Transport Infrastructure Development Scheme (TIDS) provides funding from the Queensland Government through the Department of Transport and Main Roads (TMR) to assist local governments in the construction and maintenance of regional transport infrastructure. Funding recommendations are coordinated through the South West Regional Roads and Transport Group (SWRRTG).

Quilpie Shire Council receives an annual TIDS allocation through the South West Regional Roads and Transport Group (SWRRTG). Council has historically used TIDS funding to progressively improve key transport corridors within the Shire, particularly on State-controlled roads. In the past few years from 2020/21 until 2024/2025, Council has used this funding to fully seal Quilpie Adavale Road (commonly known as the Red Road).

In the last financial year (2025/26), Council commenced the sealing of the Adavale Blackall Road of approximately 6 kilometres from Adavale town up to the intersection with Milo Road (chainage 199.54), recognising Adavale Blackall Road as an important regional transport route servicing residents and supporting agricultural activities, tourism and freight movements.

REPORT

As part of the process to develop the next four-year works program, Council officers have estimated the cost of delivering the sealing works on Adavale Blackall Road, taking into account the higher costs of bitumen and fuel against the allocated yearly TIDS allocation and proposed a staged approach to progressively seal remaining gravel sections to improve all-weather access, reduce maintenance costs and improve road safety.

Table 1 summarises the proposed use of TIDS funding to continue the progressive upgrading and sealing of Adavale Blackall Road.

Table 1: Proposed four-year TIDS program

Financial year	Road	TIDS funding
2027/28	Adavale Blackall Road Ch. 199.54–195.54 km	$1,061,726
2028/29	Adavale Blackall Road Ch. 195.54–191.54 km	$1,061,726
2029/30*	Adavale Blackall Road Ch. 191.54–187.54 km	$1,061,726
2030/31*	Adavale Blackall Road Ch. 187.54–183.54 km	$1,061,726

**Years 3 and 4 can remain indicative as per the TIDS process and may be amended if required through future review of Council priorities and SWRRTG program updates.*

The proposed program continues Council's long-term strategy of progressively sealing Adavale Blackall Road through discrete four-kilometre sections heading north towards the Blackall-Tambo border.

This staged approach allows Council to maximise available TIDS funding while progressively delivering improvements to a key regional road corridor within the broader advocacy efforts by Quilpie Shire Council, Bulloo Shire Council and Blackall-Tambo Regional Council to construct the Western Enabling Network (WEN) as described in Attachment 1.

Strategic benefits

The proposed works program will deliver these benefits:

- improved transport connectivity and accessibility, as part of the WEN advocacy efforts
- greater freight productivity and regional economic development
- better road safety and year-round access for residents and visitors
- lower ongoing maintenance requirements on unsealed sections
- improved network resilience during wet weather events
- improved freight efficiency and shorter travel times.

The recommendation is that Council formally nominate Adavale Blackall Road as its priority TIDS project corridor for the next four-year program.

CONSULTATION (Internal/External)

Councillors

Council officers within the Directorate Infrastructure Services

INTERESTED PARTIES

All community members within Quilpie Shire Council

South West Regional Roads and Transport Group (SWRRTG)

Department of Transport and Main Roads (TMR)

Note: Council officers identify interested parties on a best endeavours basis, and the list may not be exhaustive.

LEGISLATION / LEGAL IMPLICATIONS

Any future works funded under the program will be delivered in accordance with:

- *Local Government Act 2009*
- *Local Government Regulation 2012*

POLICY IMPLICATIONS

Any future works funded under the program will be delivered in accordance with:

- Funding conditions prescribed by the Department of Transport and Main Roads
- Council's Procurement Policy and associated procedures

FINANCIAL AND RESOURCE IMPLICATIONS

The annual TIDS allocation received by Council under the funding program is $1,061,726 per annum, resulting in the proposed four-year program with a total amount of $4,246,904. There is no required co-contribution from Council.

ASSET MANAGEMENT IMPLICATIONS

Since Adavale Blackall Road is a State-controlled road, there is no asset management implications to Council. Council will support TMR in its maintenance under the Road Maintenance Performance Contract (RMPC).

RISK MANAGEMENT IMPLICATIONS

Council assessed the risks of this decision under its Enterprise Risk Management Policy (G.11) and Risk Management Framework (G.11-A), using its adopted risk matrix (Likelihood × Consequence).

Table 2: Risk register

Risk name and description	Current controls	Impacts	Likelihood	Consequence	Risk rating	Risk treatment
Changes in funding allocations	TMR manages this process	Impact on extent of sealing works if funding amount changes	Unlikely	Moderate	Medium	Review future years annually and adjust project scope as required.
Construction cost escalation	Monitor cost through recent tender prices	Impact on extent of sealing works if cost escalates	Possible	Moderate	High	Review future years annually and adjust project scope as required.

HUMAN RIGHTS CONSIDERATION

Section 4(b) of the *Human Rights Act 2019* requires public entities to act and make decisions in a way compatible with human rights. The *Human Rights Act 2019* requires public entities to only limit human rights in certain circumstances. The human rights protected under the *Human Rights Act 2019* are not absolute. This means that the rights must be balanced against the rights of others and public policy issues of significance.

Consideration of the 23 human rights protected under the *Human Rights Act 2019* has been undertaken as part of this decision. It has been determined that this decision does not limit human rights.



QUILPIE SHIRE COUNCIL quilpie.qld.gov.au

WESTERN ENABLING NETWORK (WEN)

ADVOCACY INTRODUCTION



JOIN US IN MAKING THE WESTERN ENABLING NETWORK A REALITY

Let's build a viable alternative inland freight route—one that improves resilience during natural disasters, reduces travel times, lowers freight costs, and supports the continuity of essential services and regional industries.

FOR MORE INFORMATION

Andrew Martin
Mayor
Blackall Tambo Regional Council
P: 0427 574 114

John 'Tractor' Ferguson
Mayor
Bulloo Shire Council
P: 0427 418 438

Ben Hall
Mayor
Quilpie Shire Council
P: 0487 780 270

QUILPIE SHIRE COUNCIL quilpie.qld.gov.au

WESTERN ENABLING NETWORK (WEN) – ADVOCACY INTRODUCTION

The Western Enabling Network (WEN) is a strategic partnership between Blackall Tambo Regional Council, Bulloo Shire Council and Quilpie Shire Council, established to deliver a cost effective, resilient inland freight corridor that strengthens regional connectivity, enhances transport reliability, and unlocks long term economic growth across Western Queensland and Australia's national supply chain.

WEN represents a low cost, high return investment in critical enabling infrastructure. By completing and sealing key links across the western road network, WEN will provide a viable alternative inland freight route—one that improves resilience during natural disasters, reduces travel times, lowers freight costs, and supports the continuity of essential services and regional industries. This corridor is not simply a road project; it is a nation building asset that underpins agricultural productivity, mining exports, national defence logistics, tourism access, and the liveability of remote communities.

Spanning from Far North Queensland through Charters Towers, Barcaldine, Blackall, Adavale, Quilpie and Thargomindah, and connecting southwards to Adelaide, Sydney and Melbourne, the WEN offers measurable efficiency gains. The corridor saves 246 kilometres and approximately three hours in freight travel time between Townsville and Adelaide compared with existing routes. These savings translate directly into reduced fuel consumption, lower transport costs, and improved road safety by distributing heavy vehicle movements across a more resilient network.

Recent government commitments demonstrate strong momentum toward completing this strategic corridor. These include sealing the final 11 kilometres of the Kennedy Development Road, completion of the Quilpie–Adavale Road in February 2025, commencement of flood immunity upgrades at South Comongin Crossing in early 2027, and an $8.51 million investment to seal 14 kilometres of the Warri Gate Road in 2026–27. These works form the foundation of a nationally significant freight spine but the final links must now be delivered.

To complete the WEN, a 10 year strategic investment of approximately $45 million per year is required to seal the remaining 176 kilometres of the 211 kilometre Blackall–Adavale Road and the remaining 102 kilometres unsealed sections of the 189 kilometre Warri Gate Road. This investment will convert what is currently an unreliable bush track into a modern, high capacity freight route capable of supporting billions of dollars in annual economic activity.

THE 5 QUESTIONS

The partnership between the three remote Shires provides clear answers to four of the five questions:

1 WHO WILL DELIVER THE WORKS?

Councils have proven capability and experienced workforces that consistently deliver value for money outcomes for State and Federal partners while supporting local employment and regional contracting.

2 WHAT WILL THE PROJECT ACHIEVE?

Commonwealth Scientific and Industrial Research Organisation (CSIRO)'s TraNSIT modelling for the Western Enabling Network (WEN) shows clear benefits from sealing remaining road sections, with a 592% increase in new users shifting to the upgraded corridor. The WEN supports $1.91 billion in freight, moved on 19,528 trailers carrying 382,382 tonnes across 2,228 supply chains and 97 commodities, demonstrating its national significance. Livestock and horticulture account for 48% of the increased freight task, reinforcing the corridor's importance to Australia's food, fibre and export industries. The Blackall Saleyards, an organic-accredited hub processing 120,000 cattle annually, relies on safe, efficient road access to support domestic and live-export markets.

Sealing the WEN reduces freight costs, cuts emissions by 7,008 tonnes of CO_2, improves animal welfare and strengthens food security for regional, remote and First Nations communities, delivering high-value national productivity gains.

3 WHY INVEST?

This investment will support substantial direct and indirect employment, stimulate regional business expansion, and enable new industries. The following project are:

The Quilpie Travel and Transport Precinct is a nationally significant regional logistics hub designed to modernise freight movement, improve heavy-vehicle safety and connectivity, and strengthen Australia's outback supply chains by integrating road, rail and aviation infrastructure in one purpose-built location;

The Blackall Wool Scour a proposed modern wool-processing facility that would revive local manufacturing, create regional jobs, and strengthen Western Queensland's agricultural value chain by scouring and preparing wool for domestic and export markets; and

The Dark Skies Rocket Project a nationally significant commercial sub-orbital launch initiative that recently secured state funding to expand its testing infrastructure, strengthen Australia's sovereign space-capability pipeline, and support ongoing high-altitude rocket development in one of the country's most suitable remote launch environments.

4 HOW WILL THIS BE FUNDED?

This nation building infrastructure will be funded through a 10-year Australian and Queensland governments partnership funding $45 million annually across the Blackall–Adavale Road and Warri Gate Road, transforming unsealed, weather vulnerable tracks into a nationally significant inland freight corridor. This model would align with the Australian and South Australian governments jointly funded 80:20 for the Strzelecki Track Upgrade and Sealing Project.

5 WEN WILL THIS BE FUNDED?

This is the question now before our State and Federal partners. The Western Enabling Network is ready, the councils are prepared, and the economic case is compelling. What is required is a shared commitment to deliver the final links of this transformative national freight route.

10 year strategic investment of $450 million (approximately $45 million per year)

CASE STUDY / QUILPIE SHIRE COUNCIL – ADAVALE RED ROAD SEALING

In 2020, Council launched an accelerated strategy to complete the remaining 40% of the Adavale Red Road with a 7.0-metre-wide double coat seal. This project is not just about road construction—it is about building resilience, improving safety, and unlocking economic and social opportunities for the region.

This ambitious program combines funding from the Australian Government's Roads to Recovery (RTR) Program, the Queensland Government's Transport Infrastructure Development Scheme (TIDS) and Council's own contributions.



This critical infrastructure project ensures all-weather flood resilient road between Quilpie and Adavale. Additionally, the upgraded road enhances access to Hell Hole Gorge National Park, a major tourist attraction in the region, supporting local tourism and economic growth.

Over the five financial years, significant progress was made. The table below demonstrates that 34 kilometres was sealed with an average cost of $224,500 per kilometre.

FY	Expenditure ($)	Km Sealed	Cost/km ($)
2020/21	1,321,940	4.68	282,500
2021/22	1,329,020	6.32	210,300
2022/23	1,408,253	6.40	220,000
2023/24	2,374,342	9.90	239,800
2024/25	1,223,164	6.80	179,900
Total	**7,656,719**	**34.10**	**224,500**

12.3 PLATFORM AND INFORMATION TECHNOLOGY SOLUTION - POLICIES AND DELEGATIONS REGISTER, CUSTOMER REQUESTS AND INTRANET

IX: **281959**

Author: **Sharon Frank, Director Corporate Services**

Authorisors: **Julie Reitano, Acting Chief Executive Officer**

Attachments: **Nil**

KEY OUTCOME

Key Outcome:	8.	Teamwork
Key Initiative:	8.1	Customer service and responsiveness
	8.2	Team effectiveness and good governance

EXECUTIVE SUMMARY

This report seeks Council approval to accept a quotation from Rapid Platform Projects Pty Ltd for $135,712.50 including GST to provide a digital platform and Information Technology (IT) solution for Policies and Delegations Registers, Customer Requests and Intranet.

The procurement was conducted under Local Buy prequalified supplier contract ICT Solutions, Products, Services and New Tech LB308.

RECOMMENDATION

That Council:

1. Engage Rapid Platform Projects Pty Ltd to provide a digital IT platform for the amount of $135,712.50 including GST ($123,375.00 excluding GST) in accordance with Section 235 (b) *Local Government Regulation 2012* and under Local Buy supplier contract ICT Solutions, Products, Services & New Tech LB308.

2. Delegate power to the Chief Executive Officer, pursuant to Section 257 *Local Government Act 2009* to negotiate, finalise and execute any and all matters associated with or in relation to this contract including without limitation any options and / or variations.

3. Update Council's 2026/27 Operational Plan to include the Special Project – Enterprise Management System (including finance and other applications necessary to support Council's operations) included in Council's 2026/27 adopted budget.

BACKGROUND

As part of Council's commitment to strengthening its operations, we have identified opportunities to streamline and improve business processes through the adoption of modern digital solutions and technologies. This includes transitioning away from outdated, manual and fragmented practices towards more integrated and efficient ways of working.

Policies – Policies are currently maintained as standalone Word documents, with version control, review schedules, approvals and employee acknowledgements managed manually and separately from the policy documents themselves.

In this year's Operational Plan 2026/27, the following goal was established:

> *8.2 (w) Develop a policy review calendar and administer reviews and publishing.*

The identified system facilitates the maintenance of a policy review calendar, the review process and publishing of policies.

Delegations Register – Existing software supports delegations from the CEO to officers; end-to-end visibility from Council resolutions through to individual sub-delegations is preferred. Financial delegations are managed separately in Microsoft Excel, while other delegations will require manual capture and maintenance into a register.

Compliance – As part of the new Corporate Plan, a key performance indicator is Progress (Compliance). The platform will streamline the production of a register that can be made available for inspection by the public and will include all delegations – from Council to the CEO and the CEO to other employees (Section 260 (3) *Local Government Act 2009*).

Customer Requests – The majority of customer enquiries are received via the Council inbox and telephone. While formal service requests and correspondence are captured in MAGIQ, many general enquiries and internal work allocations are not, limiting visibility of ownership, progress and resolution status.

In this year's Operational Plan 2026/27, the following goals were established:

> *8.1 (b) Implement a **customer request and complaint system** that facilitates status updates and compliance reporting against policy and charter timeframes.*
>
> *8.1 (a) Customer requests and complaints actioning*
> *Respond to **customer requests and complaints** (update to policies and processes to be actioned):*
> *- Level 1 - Deputy / Executive Manager*
> *- Level 2 - Director*
> *- Level 3 - CEO / Council*

Similarly, a recent independent Internal Audit of Customer Service identified opportunities to strengthen how Council evidenced and monitored customer service activity, including complaints. More consistent KPI reporting, request tracking, closure evidence, and complaint and feedback capture would better support management oversight and demonstrate alignment with Council's documented service standards.

Internal Communication and Knowledge Management – Council does not currently have an intranet (internal website). Internal communication relies primarily on email and telephone, with SMS serving as the only channel that reaches all staff groups / individuals. Contact directories are maintained manually and can quickly become outdated.

Council's new Human Resource System addressed an unmet need in the sharing of human resource related information. However, there is information about many other aspects of Council's operations that needs to be shared across teams – this system will streamline knowledge management for current and future employees and helps to embed quality management in our work practices.

REPORT

Council has identified an opportunity to modernise and streamline key corporate processes through the implementation of the Rapid Platform.

Platform Investment

- Rapid Platform subscription: $5,000 per month (exc GST) from 1 December 2026 (initial 12 month contract).
- Includes the core platform, staff access and the ability to deploy multiple digital solutions over time.
- Digital solutions phase 1 implementation: $63,375 (exc GST)

Phase 1 Priorities The initial implementation would deliver three core business systems:

1. **Policy Register**
    - Centralised management of Council policies, including approvals, reviews, version control and employee acknowledgements (read / understood).
2. **Delegations Register**
    - Comprehensive management of legislative, operational and financial delegations, including governance workflows, reporting and register inspections.
3. **Customer Requests System**
    - A single platform for recording, tracking and reporting customer requests and complaints, regardless of how they are received.
4. **Intranet**
    - Employee communications and knowledge management portal
    - CEO message board
    - Employee recognition program
    - Digital asset (photo and media) library (supported by SharePoint)
    - IT help desk and other operational workflows

Implementation - Policy Register, Delegations Register and Customer Requests by mid-December 2026; intranet front door by 28 January 2027; CEO message board, staff recognition and photo and media library together on 29 January (indicative).

Future Digital Solutions The platform also provides the foundation for additional solutions to be implemented as priorities and resources permit.

Expected Benefits

- Reduced reliance on manual and disconnected processes.
- Improved governance, accountability and record keeping.
- Greater organisational efficiency and visibility of information.
- Enhanced customer service and employee experience.
- Scalable digital platform capable of supporting future business improvements.

This approach enables Council to establish a single digital platform that addresses immediate business needs while creating a foundation for ongoing organisational transformation.

CONSULTATION (Internal/External)

Chief Executive Officer

Executive Management Team

Council Officers

The table below outlines the presentations that were held about the platform and solutions discussed:

Date	Topic	Participants
19 May 2026	Initial Rapid Platform Walk Through	Deputy Director, IT Officer and Rates Officer
23 September 2026	Rapid Platform Product Workshop	Executive Leadership Team, Corporate Services Team and Executive Services Officer
7 October 2026	Rapid Platform One System Briefing and Solutions Presentation	Executive Leadership Team
28 October 2026	Product Workshop Review and Demonstration	Executive Leadership Team, Corporate Services Team and Executive Services Officer
5 November 2026	Rapid Platform Demonstration – Delegations and Policy Registers	Acting Chief Executive Officer, Director Corporate Services and Executive Officer
9 November 2026	Intranet Discussion	Members of the Executive Leadership Team
12 November 2026	Rapid Platform Demonstration – Delegations and Policy Registers	Executive Leadership Team

INTERESTED PARTIES

- Community members and customers - who lodge requests, enquiries, complaints, feedback or service requests and require timely responses and action.
- Councillors - who require visibility over community issues, service performance and emerging trends to support informed decision-making.
- Council employees - who are responsible for receiving, assigning, actioning and closing customer requests.
- Directors and supervisors - who use reporting and performance data to monitor service delivery, allocate resources and identify improvement opportunities.
- Customer service and administration employees - who are often the first point of contact and require clear visibility of request ownership and status.
- Executive leadership, including the CEO - who require assurance that customer requests are managed effectively, consistently and in line with Council's service standards.
- Regulatory and oversight bodies - where customer requests relate to statutory obligations, compliance matters or reporting requirements.

Note: The identification of interested parties is provided on a best endeavours basis by Council Officers and may not be exhaustive

LEGISLATION / LEGAL IMPLICATIONS

Local Government Regulation 20212

Exceptions for LGA Arrangement

Under section 234 of the *Local Government Regulation 2012*, Council may enter into a contract for goods and services without undertaking a separate quotation or tender process where the contract is procured through an approved LGA arrangement.

Local Buy is part of the Local Government Association of Queensland (LGAQ) and is authorised under the *Local Government Regulation 2012* (LGR) to establish LGA Arrangements. ICT Solutions, Products, Services & New Tech (LB308) is an ICT Panel Arrangement that offers end to end ICT products and services.

This exemption applies because the proposed engagement of Rapid Platform Projects Pty Ltd will be undertaken through the Local Buy supplier contract **ICT Solutions, Products, Services & New Tech Contract (LB308)**, which has already been established through a compliant procurement process on behalf of Queensland local governments.

Accordingly, Council may directly engage the supplier under this arrangement while remaining compliant with legislative procurement requirements.

POLICY IMPLICATIONS

Procurement Policy F.05 adopted 1 July 2026 (version14, resolution number QSC114-06-26) allows Council to enter into a contract for services without first inviting written quotes for a medium-sized contractual arrangement if the contract is entered into under a LGA arrangement.

FINANCIAL AND RESOURCE IMPLICATIONS

The contract will be funded from Council's approved operational financial services budget (G/L 2105-2220-0000). Council has budgeted for the special project *enterprise management system* software for core business functions. The current finance system is approaching end of life and the supplier will cease support by September 2028.

The Rapid solution will provide an immediate single digital platform that addresses immediate business needs while creating a foundation for additional solutions to be implemented as priorities and resources permit. Council will continue to progress with the procurement for the finance component for our management system separately.

ASSET MANAGEMENT IMPLICATIONS

The Rapid Platform provides a scalable foundation for Council’s ongoing digital transformation, enabling additional business systems and workflows to be implemented as organisational priorities evolve. Future applications may include asset management, providing a centralised solution for asset information, inspections, maintenance, renewal planning and reporting, integrated with Council’s broader corporate systems.

RISK MANAGEMENT IMPLICATIONS

Council will manage risks associated with this project in accordance with the G.11 Enterprise Risk Management Policy and the G.11-A Risk Management Framework.

Key risks have been identified, assessed and documented, with existing controls applied to reduce the likelihood and impact of adverse outcomes. Risk management activities will continue throughout the procurement and delivery phases to ensure risks remain within Council’s approved risk appetite.

Risk Name & Description *What could happen and why?*	**Current Controls** *Are there current controls for the risk*	**Impacts** *Impact if the risk eventuates*	**Risk Assessment**			**Risk Treatment** *Depending on risk rating - additional controls / mitigation strategy to be implemented (to reduce risk rating)*
			Likelihood	**Consequence**	**Risk Rating**	
			Refer to risk calculator provided below for measures			
Outdated manual processes	Predominately use excel to track	Lost and inaccurate data	Almost certain	H	Moderate	Use digital technology to streamline processes and enhance accuracy.
No centralised documented system and management of customer requests	Service requests through Magic Direct phone call for urgent requests e.g. water main break	Reactive approach Delays in resolving request Inefficiencies Missed requests for service Visibility over requests, resolution and trends	Almost certain	H	Moderate	Implement a centralised customer request recording (including classification/triaging), processing and completion. Develop a monitoring, review and reporting framework with key metrics and trend analysis

HUMAN RIGHTS CONSIDERATION

Section 4(b) of the *Human Rights Act 2019* requires public entities to act and make decisions in a way compatible with human rights. The *Human Rights Act 2019* requires public entities to only limit human rights in certain circumstances. The human rights protected under the *Human Rights Act 2019* are not absolute. This means that the rights must be balanced against the rights of others and public policy issues of significance.

Consideration of the 23 human rights protected under the *Human Rights Act 2019* has been undertaken as part of this decision. It has been determined that this decision on the digital platform is expected to have a positive impact on human rights and does not adversely affect any identified human rights.

13 COMMUNITY AND BUSINESS DEVELOPMENT

13.1 COMMUNITY ASSISTANCE GRANT APPLICATION - QUILPIE COMMUNITY CHURCH

IX: 281280

Author: Toni Bonsey, Corporate and Community Administration Officer

Authorisors: Corey Richards, Deputy Director Community and Business Development
Lisa Hamlyn, Director Community and Business Development
Julie Reitano, Acting Chief Executive Officer

Attachments: Nil

KEY OUTCOME

Key Outcome:	7.	Community Services and Facilities
Key Initiative:	7.2	Community facilities

EXECUTIVE SUMMARY

Council is requested to approve the in-kind use of the Quilpie Shire Hall Supper Room and kitchen by the Quilpie Community Church on the third Sunday of each month from January to December 2027, subject to a condition requiring the facilities to be left clean and tidy following each service.

The application meets the criteria in Council's Community Assistance Program Policy C.01. The support serves the public interest as s 194 of the *Local Government Regulation 2012* requires, and the condition maintains Council's oversight of the facility. The in-kind support has an approximate value of $1,080 (including GST), which Council will absorb within the approved Community Assistance budget of $53,000.

RECOMMENDATION

That Council approve the in-kind use of the Quilpie Shire Hall Supper Room and kitchen by Quilpie Community Church, a not-for-profit community group, on the third Sunday of each month for the period January 2027 to December 2027, valued at $1,080 (including GST), subject to the following condition:

(a) the Church leaves the Supper Room and kitchen clean and tidy after each service.

BACKGROUND

Council previously approved in-kind use of the Quilpie Shire Hall Supper Room and kitchen by Quilpie Community Church on the third Sunday of each month until 20 December 2026. The Church has now applied to continue that use for 2027. Table 1 sets out Council's previous support for the Church.

Table 1: Community Assistance Grant support previously awarded to Quilpie Community Church

Year	Cash contribution	In-kind support	In-kind value
2025	None	Quilpie Shire Hall Supper Room and kitchen	$1,080.00 (including GST)

Year	Cash contribution	In-kind support	In-kind value
2024	None	Quilpie Shire Hall Supper Room and kitchen	$984.00 (including GST)

Section 194 of the *Local Government Regulation 2012* and Council's Community Assistance Program Policy C.01 govern the application.

REPORT

Quilpie Community Church has applied for in-kind use of the Quilpie Shire Hall Supper Room and kitchen on the third Sunday of each month from 17 January to 19 December 2027, a total of 12 occasions. Officers assessed the application by:

- confirming the Supper Room is available on those dates without conflicting with other bookings;
- reviewing the Church's history of leaving the premises in good condition; and
- checking the application against Policy C.01 and Council's operational procedures.

The application meets the policy criteria, and the support allows the Church to continue delivering its community services.

OPTIONS

Option 1 (recommended)

That Council approve the in-kind use of the Quilpie Shire Hall Supper Room and kitchen by Quilpie Community Church, a not-for-profit community group, on the third Sunday of each month for the period January 2027 to December 2027, valued at $1,080 (including GST), subject to the following condition:

(a) the Church leaves the Supper Room and kitchen clean and tidy after each service.

Option 2

That Council approve the use of the Quilpie Shire Hall Supper Room and kitchen by Quilpie Community Church, a not-for-profit community group, on the third Sunday of each month for the period January 2027 to December 2027 at a discounted fee, subject to the following condition:

(a) the Church leaves the Supper Room and kitchen clean and tidy after each service.

Option 3

That Council not approve the application from Quilpie Community Church for in-kind use of the Quilpie Shire Hall Supper Room and kitchen in 2027.

CONSULTATION (Internal/External)

- Quilpie Community Church
- Quilpie Shire Council officers

INTERESTED PARTIES

- Quilpie Community Church
- Quilpie Shire Council

Note: Council officers identify interested parties on a best endeavours basis, and the list may not be exhaustive.

LEGISLATION / LEGAL IMPLICATIONS

Council makes this decision under s 194 of the *Local Government Regulation 2012*, which allows Council to give a grant to a community organisation only if it is satisfied that the grant will be used for a purpose in the public interest, and that the organisation meets the criteria in Council's community grants policy. Council must also give the grant in a way that is consistent with that policy.

In-kind use of a Council facility is a grant for this purpose. The report confirms that the application meets the criteria in Policy C.01. The recommendation gives the grant on terms the policy allows, with a condition protecting the facility.

POLICY IMPLICATIONS

Council's Community Assistance Program Policy C.01 prioritises support that addresses genuine community need or hardship, enhances existing events or programs, promotes participation across community sectors, and supports local economic development. The Church's services continue an established community program that has run in the Supper Room since at least 2024 and are non-denominational. Officers assessed the application against the policy's criteria, and the condition in the recommendation provides for monitoring the Church's use of the facility.

FINANCIAL AND RESOURCE IMPLICATIONS

The in-kind support has an approximate value of $1,080. Council will absorb it within the Community Assistance budget, which has an approved budget of $53,000 and $30,370 remaining after cash contributions of $8,500 and in-kind contributions of $14,130 to date. The support therefore falls within the approved budget, as Tables 2 and 3 show.

Table 2 2025/26 Community Assistance approved applications

Budget	$53,000
Direct Cash Contributions to date	$8,500
In-kind Contributions to date (approx.)	$14,130

Table 3 Community Assistance Application (Current) - Financial Implications

Direct Cash Contribution	
In-kind Contribution (approx.)	$1,080

ASSET MANAGEMENT IMPLICATIONS

The decision allows the Church to use the Quilpie Shire Hall Supper Room and kitchen, a Council asset, on 12 occasions in 2027. It does not change or dispose of the asset. The condition requiring the Church to leave the rooms clean and tidy, together with the bond Council retains, protects the asset's condition for other users.

RISK MANAGEMENT IMPLICATIONS

Council assessed the risks of this decision under its Enterprise Risk Management Policy (G.11) and Risk Management Framework (G.11-A), using its adopted risk matrix (Likelihood × Consequence).

Table 4 Risk register

Risk name and description	Current controls	Impacts	Likelihood	Consequence	Risk rating	Risk treatment
The Church leaves the hall in unsatisfactory condition.	Bond retained for cleaning and repair	The next group hiring the hall finds it in poor condition.	Rare	Minor	Low	Council collects the bond and retains it for the length of the agreement.
Council needs the Supper Room for another event.	Council retains the option to negotiate alternative dates.	The Church's service may not take place on that date.	Rare	Minor	Low	Council tells the Church that it may negotiate alternative dates if it needs the Supper Room.

Council assessed risks using historical outcomes, operational experience, and current procedures. Officers confirmed **controls are effective**, and residual risks are manageable under normal operations.

HUMAN RIGHTS CONSIDERATION

Section 58(1) of the *Human Rights Act 2019* makes it unlawful for Council to make a decision that is not compatible with human rights, or to fail to give proper consideration to a human right relevant to the decision. Council considered the 23 human rights the Act protects and identified:

- **Freedom of thought, conscience, religion and belief (s 20).** The decision engages this right because it provides a venue for residents to worship together. It is compatible with the right because it supports residents to practise their religion in community with others.
- **Peaceful assembly and freedom of association (s 22).** The decision engages this right because the Church's services bring community members together each month. It is compatible with the right because it gives the Church a regular place to gather.
- **Recognition and equality before the law (s 15).** The decision engages this right because Council is deciding whether to give public support to a religious organisation. It is compatible with the right because Council assessed the application against the same Policy C.01 criteria it applies to every applicant, and the Church's services are non-denominational.

The decision is compatible with human rights under s 8, because it does not limit any human right.

13.2 AMENDMENT OF RESOLUTION QSC268-10-26 (REPEAL OF ITEMS 2 AND 3): COUNTRY EDUCATION FOUNDATION OF SOUTH WEST QUEENSLAND

IX: **281894**

Author: **Lisa Hamlyn, Director Community and Business Development**

Authorisors: **Julie Reitano, Acting Chief Executive Officer**

Attachments: **Nil**

KEY OUTCOME

Key Outcome:	7.	Community Services and Facilities
Key Initiative:	7.1	Community services
Key Outcome:	5.	Strategic Partnerships
Key Initiative:	5.1	Economic and business development

EXECUTIVE SUMMARY

Council is asked to amend Resolution QSC268-10-26 of 29 October 2026 by repealing items 2 and 3, which resolved to make a financial contribution of $5,000 to the Country Education Foundation and fund the amount through the Community Assistance Grants Program, due to an administrative delay in the formal transition of the Country Education Foundation of Paroo to the Country Education Foundation of South West Queensland. Item 1, which resolved to support the promotion of the Foundation's grant opportunities, stays in force, and Council has completed this action. Council has not remitted the financial contribution, and the amendment returns $5,000 to the Community Assistance budget.

RECOMMENDATION

That Council amend Resolution QSC268-10-26, made at the Ordinary Meeting of Council on 29 October 2026, by repealing items 2 and 3, so that the resolution reads:

> "That Council support the promotion of the Foundation's grant opportunities through Council communication channels to eligible students, families and educational institutions throughout the Shire."

BACKGROUND

At its Ordinary Meeting on 28 October 2025, Council received correspondence from the Country Education Foundation of Paroo Inc. about establishing the Country Education Foundation of South West Queensland. Council supported, in principle, a regional collaboration to expand educational support for South West Queensland students, and requested further information on governance, expected community commitment and Council's potential role before confirming formal participation (Resolution QSC233-10-25).

At its Ordinary Meeting on 29 October 2026, Council considered Item 12.5, which recommended that Council support the promotion of the Foundation's grant opportunities and consider making a financial contribution of $5,000. Council resolved to support the promotion, make the contribution, and fund it through the Community Assistance Grants Program (Resolution QSC268-10-26, moved Cr Lyn Barnes, seconded Deputy Mayor Roger Volz, carried 5/0).

REPORT

Reason for the amendment

The proposed amendment is required due to an administrative delay in the formal transition of the Country Education Foundation of Paroo to the Country Education Foundation of South West Queensland. As the organisational transition has not yet been finalised, the intended recipient entity is not currently in place, which consequently affects Council's approved financial commitment. Repealing the resolution will enable Council to reconsider the matter once the transition is complete and the appropriate entity details have been formally confirmed.

Resolution QSC268-10-26 as Council made reads:

That Council:

1. Support the promotion of the Foundation's grant opportunities through Council communication channels to eligible students, families and educational institutions throughout the Shire.
2. Make a financial contribution of $5,000, noting that donations made before 31 October 2026 will be matched dollar-for-dollar through the Foundation's Matched Giving Campaign (up to a total of $7,000), thereby maximising the benefit of Council's contribution and supporting educational opportunities for students across the Quilpie, Bulloo, Murweh and Paroo Shires.
3. Fund the amount through the Community Assistance Grants Program.

Council has completed item 1 by promoting the Foundation's grant opportunities through its communication channels, so the amendment keeps item 1 and repeals only items 2 and 3.

Action taken under the resolution

The Chief Executive Officer has confirmed the action Council has taken under Resolution QSC268-10-26, as Table 1 sets out.

Table 1: Action taken under Resolution QSC268-10-26

Action	Date	Effect of amendment
Item 1: promotion of the Foundation's grant opportunities through Council communication channels	16/10 Quilpie Shire Council Facebook 16/10 Email Schools, Rural Landholders Network, Quilpie MPHS	None. Item 1 stays in force, and Council has completed this action.
Items 2 and 3: payment of the $5,000 contribution from the Community Assistance Grants Program	Not paid	No further action required

Notice to councillors

Section 262 of the *Local Government Regulation 2012* allows Council to repeal or amend a resolution only if notice of intention to propose the repeal or amendment is given to each councillor at least 5 days before the meeting at which Council will consider it. Repealing some items of a resolution is an amendment of it, so s 262 applies. Table 2 records the notice, and Attachment 1 contains it.

Table 2: Record of notice to councillors

Position that gave notice	Director Community and Business Development
Date and time notice went to each councillor	Wednesday 11 November 2026, by email to each councillor's Council email address (Received 7.45am on 12 November).
Councillors who received the notice	Mayor Cr Ben Hall, Deputy Mayor Cr Roger Volz, Cr Lyn Barnes, Cr Tony Lander and Cr Milan Milosevic
Meeting at which Council will consider the proposal	Ordinary Meeting, Tuesday 17 November 2026
Days between notice and meeting	5 clear days (12 to 16 November 2026)

Conclusion

On the basis of this assessment, the recommendation is that Council amend Resolution QSC268-10-26 by repealing items 2 and 3.

CONSULTATION (Internal/External)

Table 3: Consultation

Party	Nature of consultation	Outcome
Acting Chief Executive Officer	Confirmation of the action taken under Resolution QSC268-10-26	Support of amendment to Council resolution.
Finance Officer	Confirmation of payment status and the Community Assistance budget	No payment processed
Country Education Foundation of Paroo Inc.	Discussion in regard to the administrative delay to formal transition of title to Country Education Foundation of South West Queensland.	Agreed to postpone further action until formal transition process is finalised and Annual General Meeting is held.

INTERESTED PARTIES

- Country Education Foundation of Paroo Inc. (proposed Country Education Foundation of South West Queensland)
- Quilpie Shire students and families eligible for the Foundation's grants

Note: Council officers identify interested parties on a best endeavours basis, and the list may not be exhaustive.

LEGISLATION / LEGAL IMPLICATIONS

Section 262 of the *Local Government Regulation 2012* allows Council to repeal or amend a resolution only if notice of intention to propose the repeal or amendment is given to each councillor at least 5 days before the meeting at which Council will consider it. Repealing items 2 and 3 amends the resolution, so s 262 applies.

Under s 254E, Council decides the recommendation by a majority of the votes of the councillors present, and a councillor present who does not vote is taken to have voted in the negative. Under s 254F, the minutes will record the decision as a new resolution, and the minutes of 29 October 2026 continue to record Resolution QSC268-10-26 as Council made it.

Section 194 of the *Local Government Regulation 2012* allows Council to give a grant to a community organisation only if it is satisfied that the organisation will use the grant for a purpose in the public interest and meets the criteria in its community grants policy and requires Council to give the grant consistently with that policy. Items 2 and 3 of the resolution gave a grant to the Foundation from the Community Assistance Grants Program. As the approved funding has not been paid, repealing Items 2 and 3 removes Council's commitment to provide the grant and, as a consequence, section 194 will no longer be applicable.

At the meeting, each councillor must deal with any material personal interest under s 150EI, or any real or perceived conflict of interest under s 150EJ, of the *Local Government Act 2009*, including any interest in the Foundation or its grants.

On this basis, the decision complies with the *Local Government Regulation 2012* and the *Local Government Act 2009*.

POLICY IMPLICATIONS

Council's Community Assistance Policy C.01 requires Council to provide assistance equitably, on merit and need, to achieve an identified benefit to the community through an open and accountable process. This amendment does not preclude Council from considering future financial contributions to the Foundation. Any future request for funding may be assessed in accordance with Policy C.01 through the Community Assistance Grant Program, ensuring all applications are considered fairly and consistently against the established criteria.

FINANCIAL AND RESOURCE IMPLICATIONS

Repealing items 2 and 3 means Council will not pay the $5,000 contribution, and the amount remains available in the Community Assistance budget, which has an approved budget of $53,000 and $32,910 remaining.

ASSET MANAGEMENT IMPLICATIONS

This decision does not acquire, use, change or dispose of any Council asset, because Resolution QSC268-10-26 concerned the promotion of, and a financial contribution to, an external foundation's education grants.

RISK MANAGEMENT IMPLICATIONS

Council assessed the risks of this decision under its Enterprise Risk Management Policy (G.11) and Risk Management Framework (G.11-A), using its adopted risk matrix (Likelihood × Consequence).

Table 4: Risk register

Risk name and description	Current controls	Impacts	Likelihood	Consequence	Risk rating	Risk treatment
The Foundation and the community perceive the amendment as a withdrawal of Council's support for local students.	Notice given under s 262 (Table 2); Council's continued support for the Foundation through item 1, which stays in force	Damage to Council's relationship with the Foundation and its reputation in the community.	Unlikely	Minor	Low	The Director Community and Business Development writes to the Foundation by [day month year] to explain Council's decision and its reasons. Residual risk: [rating].

HUMAN RIGHTS CONSIDERATION

Section 58(1) of the *Human Rights Act 2019* makes it unlawful for Council to make a decision that is not compatible with human rights, or to fail to give proper consideration to a human right relevant to the decision. Council considered the 23 human rights the Act protects and identified one relevant to this decision:

- **Right to education (s 36).** The decision engages this right because the contribution in items 2 and 3 of Resolution QSC268-10-26 would have helped fund the Foundation's grants for students' post-school education and training. It is compatible with the right because Foundation's grants remain open to eligible Quilpie Shire students, and the amendment does not restrict any student's access to further education or training.

The decision is compatible with human rights under s 8, because it does not limit any human right.

13.3 STEPHEN TULLY, PROPOSAL TO FENCE DIAMANTINA DEVELOPMENT ROAD THROUGH BUNGINDERRY STATION

IX: **281915**

Author: **Lisa Hamlyn, Director Community and Business Development**

Authorisors: **Julie Reitano, Acting Chief Executive Officer**

Attachments:
1. **Stephen Tully, Fencing Proposal Bunginderry**
2. **Proposed Fencing Map Bunginderry**

KEY OUTCOME

Key Outcome:	3.	Transport
Key Initiative:	3.4	Roads and drainage

EXECUTIVE SUMMARY

Council has received correspondence from Stephen Tully of Bunginderry Station proposing the construction of approximately 54 kilometres of exclusion fencing along the Diamantina Developmental Road corridor where it traverses Bunginderry. The proposal includes fencing the road corridor, maintaining access to the adjoining stock route through strategically located gateways, and retaining access to Council gravel pits and operational areas.

RECOMMENDATION

That Council:

1. Receive the correspondence from Stephen Tully, Bunginderry Station, regarding the proposed fencing of the Diamantina Developmental Road corridor.
2. Endorse the proposal in principle to facilitate the removal of existing cattle grids in accordance with the Department of Transport and Main Roads Grid Removal Program, subject to obtaining all necessary approvals from the relevant authorities.
3. Pursuant to *s257 of the Local Government Act 2009* delegate to the Chief Executive Officer the authority to negotiate, finalise and execute any and all matters associated with items 1 and 2 above.

BACKGROUND

Council received correspondence dated 25 October 2026 from Stephen Tully of Bunginderry Station seeking Council's support for a proposal to fence the Diamantina Developmental Road corridor through the property. The proposal has been discussed with representatives of the Department of Transport and Main Roads as part of the ongoing Grid Removal Program and requires Council's endorsement before progressing further.

REPORT

The applicant proposes to construct approximately 54 kilometres of 1500mm exclusion fencing along both sides of the road corridor through Bunginderry Station. The objective is to separate livestock from traffic movements, improve road safety and facilitate the progressive removal of grids along the outlined route.

The proposal acknowledges the presence of the stock route and proposes that access be maintained through six metre gateways at appropriate locations. The applicant has also indicated that watering points may remain available for travelling stock where required.

Importantly, the applicant proposes to fence around Council gravel pits and retain significant areas adjacent to the Pinkilla Jump-Up truck stop and Whynot boundary within the road corridor to ensure continued Council access and future operational flexibility.

The proposal includes three grids located on the Pinkilla Road, Bunginderry Road and Ray Road. Once associated internal fencing works are complete, the applicant intends to decommission Grid No. 2 on Ray Road as part of the broader objective of reducing grid infrastructure requirements on the network. Transport and Main Roads have indicated that they may pay for these grids if Council agreed to take them over.

The matters raised in this proposal are particularly relevant given Council is currently reviewing its Grid Policy and associated responsibilities relating to the ownership and maintenance of grid infrastructure.

The proposal aligns with the objectives of the Department of Transport and Main Roads Grid Removal Program, which seeks to improve road safety outcomes and reduce ongoing maintenance liabilities associated with grid infrastructure.

OPTIONS

Option 1

That Council:

1. Receive the correspondence from Stephen Tully, Bunginderry Station, regarding the proposed fencing of the Diamantina Developmental Road corridor.
2. Endorse the proposal in principle to facilitate the removal of existing cattle grids in accordance with the Department of Transport and Main Roads Grid Removal Program, subject to obtaining all necessary approvals from the relevant authorities.
3. Pursuant to *s257 of the Local Government Act 2009* delegate to the Chief Executive Officer the authority to negotiate, finalise and execute any and all matters associated with items 1 and 2 above.

Option 2

That Council request further information regarding the proposal's implications for the ongoing review of Council's Grid Policy, including the suitability of existing and proposed grid infrastructure, future ownership and maintenance responsibilities, and the potential transfer of grid assets on shire roads to Council before making a determination.

Option 3

That Council elect not to support the proposal and advises the applicant accordingly.

CONSULTATION (Internal/External)

Internal

- Deputy Director Infrastructure Services
- Director Community and Business Development

External

- Stephen Tully, Bunginderry Station
- Department of Transport and Main Roads

INTERESTED PARTIES

- Stephen Tully, Bunginderry Station
- Quilpie Shire Council
- Department of Transport and Main Roads

Note: Council officers identify interested parties on a best endeavours basis, and the list may not be exhaustive.

LEGISLATION / LEGAL IMPLICATIONS

The proposal involves infrastructure within a road corridor and adjoining stock route and may require approvals and consent from the Department of Transport and Main Roads and other relevant State agencies prior to implementation. Council's consideration of the proposal should also take into account its obligations in relation to the management of local government controlled roads, stock routes and public infrastructure, including any future ownership, access and maintenance responsibilities arising from the installation, retention or removal of grid infrastructure. Endorsement of the proposal in principle does not constitute approval to undertake works and does not commit Council to accepting ownership or ongoing maintenance responsibility for any existing or proposed infrastructure. Any such arrangements would be subject to separate assessment, agreement and resolution of Council.

POLICY IMPLICATIONS

The proposal has implications for Council's current review of its Grid Policy and broader approach to the ownership, management and maintenance of grids on the local road network. Endorsing the proposal would support the objectives of the Department of Transport and Main Roads Grid Removal Program; however, it may also inform Council's future position regarding grid infrastructure on shire roads, including responsibilities for maintenance, replacement and ongoing asset management. Consideration of this proposal does not commit Council to accepting ownership of any existing or proposed grid infrastructure, and any future decisions regarding Council's Grid Policy or the transfer of grid assets would be subject to separate Council consideration.

FINANCIAL AND RESOURCE IMPLICATIONS

There is no direct financial contribution sought from Council at this time. The proposal may result in reduced long-term maintenance requirements associated with cattle grids located on the road network should removal proceed under the Department of Transport and Main Roads Grid Removal Program, and the stated grids are re-located. Any future asset ownership or maintenance obligations would be subject to separate assessment and agreement.

ASSET MANAGEMENT IMPLICATIONS

The proposal has potential asset management implications for Council, particularly in relation to the review of Council's Grid Policy and future ownership and maintenance responsibilities for grid infrastructure on shire roads. Any long-term asset management outcomes will be subject to Council's determination of these matters.

RISK MANAGEMENT IMPLICATIONS

Council assessed the risks of this decision under its Enterprise Risk Management Policy (G.11) and Risk Management Framework (G.11-A), using its adopted risk matrix (Likelihood × Consequence).

Table 1 Risk register

Risk name and description	Current controls	Impacts	Likelihood	Consequence	Risk rating	Risk treatment
Unclear ownership and maintenance responsibilities for proposed grids and infrastructure	Proposal subject to Council approval	Future maintenance costs and asset liability	Possible	Moderate	High	Clarify ownership, maintenance and renewal obligations prior to approval
Reduced access to stock routes or operational areas	Existing stock route network and reserve access arrangements	Impacts on travelling stock and operational access	Possible	Moderate	High	Detailed assessment and consultation with relevant agencies
Community concern regarding changes to stock route access	Consultation requirements	Reputational impacts and stakeholder dissatisfaction	Possible	Minor	Moderate	Stakeholder consultation prior to any final decision

HUMAN RIGHTS CONSIDERATION

Section 58(1) of the *Human Rights Act 2019* makes it unlawful for Council to make a decision that is not compatible with human rights, or to fail to give proper consideration to a human right relevant to the decision. Council considered the 23 human rights the Act protects and identified three relevant to this decision:

- **Right to life (s 16).** The decision engages this right because the proposal separates livestock from traffic along about 54 kilometres of the Diamantina Developmental Road, which reduces the risk of vehicle collisions with stock. The decision promotes this right and does not limit it.
- **Freedom of movement (s 19).** The decision engages this right because the proposal fences a road corridor that adjoins a stock route. The road remains open to all traffic, and the proposal keeps access for travelling stock and drovers through six metre gateways at suitable locations. The decision therefore does not restrict any person's movement and does not limit this right.
- **Property rights (s 24).** The decision engages this right because the proposal involves fencing beside Bunginderry Station and may affect future ownership of grid infrastructure. Endorsing the proposal in principle does not deprive any person of property. It also does not transfer any grid to Council or commit Council to accepting ownership or maintenance responsibility. The decision does not limit this right.

Endorsing the proposal in principle does not approve any works. Council will consider human rights again for any later decision about approvals, agreements or the transfer of grid assets. The decision is compatible with human rights under s 8, because it does not limit any human right.

Bunginderry Station

Quilpie Qld 4480

25/10/26

Dear Councilors,

I am writing to you today in regard to fencing the Diamantina Development road where it runs through Bunginderry. It has become increasingly obvious that fencing the road will have better outcomes for both the road users and ourselves. My plan would be to have it all agreed to this financial year and start fencing from July next year. The length of the road through Bunginderry is 27km making the total job 54km. I have spoken to Chris Burgess at Main Roads a number of times and believe the next stage is being agreed to by Quilpie Shire before heading to quoting.

Please find attached map for reference.

The stock route runs through Bunginderry following the road before leaving it, joining it and leaving it again. The stock route also closely follows the channels making fencing very difficult and the potential for stock death traps during flooding.. Chris says I will need Council permission to fence on the stock route in order to fence the road corridor only. My proposal would be to fence the road corridor only, but provide 6 meter gateways to access the stock route wherever required. The water troughs would also provide water to the stock route if ever required by traveling stock.

I plan to fence around both Council gravel pits to leave them inside the road corridor to provide easy access for council. This also includes a large area at the Pinkilla Jumpup truck stop which would allow for any further development or council lay down or camp area. There would be a similar large area included in the road corridor near the Whynot boundary for similar purposes.

The proposal would include 3 grids. One on the Pinkilla road, one on the Bunginderry road and one on the Ray road. Chris suggested Main roads may pay for these if council takes them over. When my associated internal fencing is completed we plan to decommission number 2 grid on the Ray rd.

Please note that the fencing on the map is a guide only and I would request both from Main roads and Quilpie council where corridor and gravel pit boundaries are. I believe if we work together, we can have beneficial outcomes for all involved. The planned fence type is a 1500 high exclusion type fence.

Thankyou for taking the time to consider my proposal.

Stephen Tully

Bunginderry

Quilpie ph 0400252058

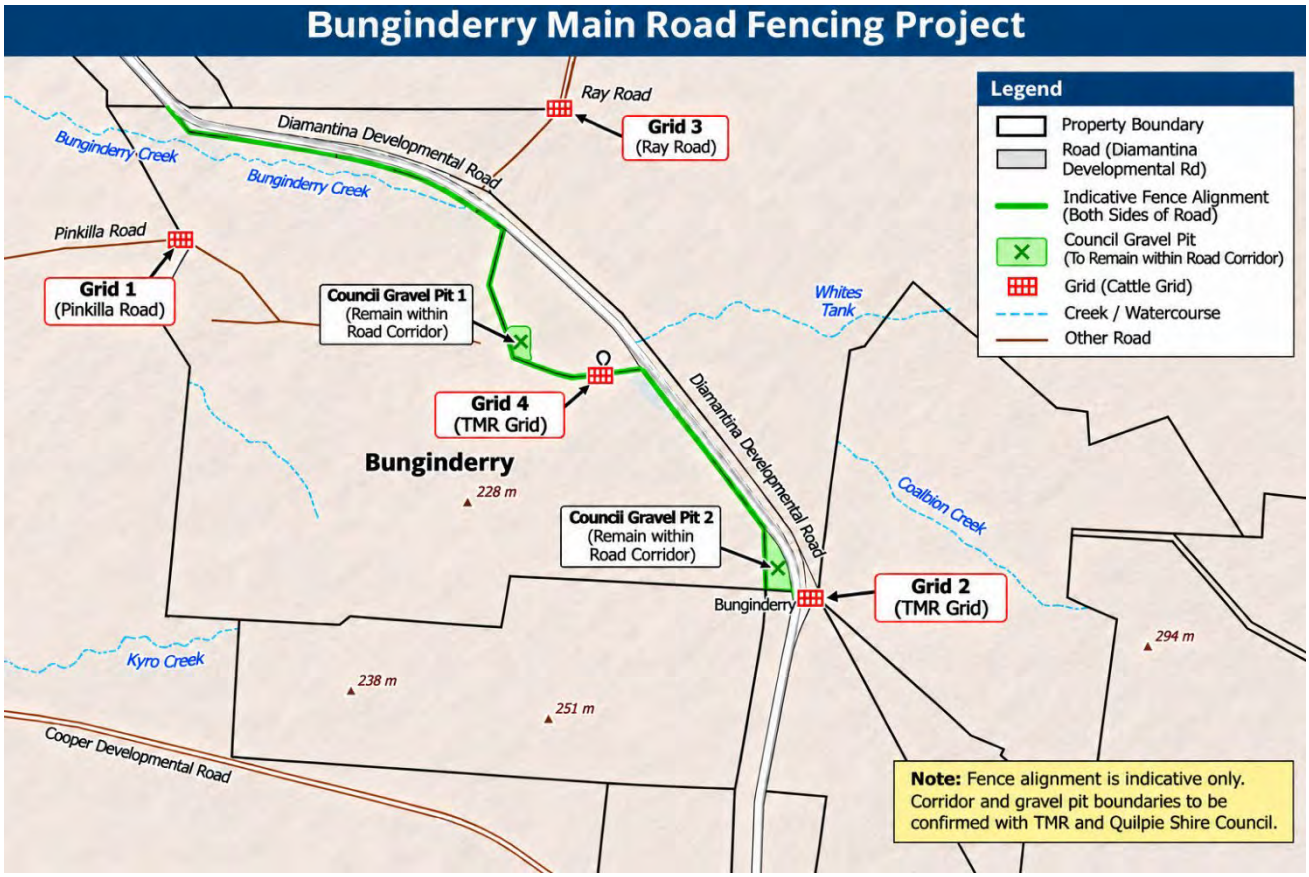
Bunginderry Main Road Fencing Project
Legend
Property Boundary
Road (Diamantina Developmental Rd)
Indicative Fence Alignment (Both Sides of Road)
Council Gravel Pit (To Remain within Road Corridor)
Grid (Cattle Grid)
Creek / Watercourse
Other Road
Ray Road
Grid 3 (Ray Road)
Diamantina Developmental Road
Bunginderry Creek
Bunginderry Creek
Pinkilla Road
Grid 1 (Pinkilla Road)
Council Gravel Pit 1 (Remain within Road Corridor)
Whites Tank
Grid 4 (TMR Grid)
Bunginderry
228 m
Diamantina Developmental Road
Council Gravel Pit 2 (Remain within Road Corridor)
Coalbion Creek
Grid 2 (TMR Grid)
Bunginderry
294 m
Kyro Creek
238 m
251 m
Cooper Developmental Road
Note: Fence alignment is indicative only. Corridor and gravel pit boundaries to be confirmed with TMR and Quilpie Shire Council.

14 CORPORATE SERVICES

14.1 DEVELOPMENT APPLICATION - DA09 25-26 OPERATIONAL WORKS - INDUSTRIAL ESTATE, ANZAC DRIVE QUILPIE

IX: **281387**

Author: **Dominique Wells, Records Officer**

Authorisors: **Mwewa Chisenga, Deputy Director of Corporate Services**

Sharon Frank, Director Corporate Services

Julie Reitano, Acting Chief Executive Officer

Attachments: **1. DA09 25-26 Approved Plans.pdf**

SUMMARY

Applicant: **Quilpie Shire Council**

Owner: **Quilpie Shire Council**

Proposal: **Operational Works**

Location: **Anzac Drive, Quilpie**

KEY OUTCOME

Key Outcome:	4.	Development
Key Initiative:	4.1	Planning and building

EXECUTIVE SUMMARY

Council is asked to consider and decide an application for Operational Works for roadworks and water infrastructure associated with an approved subdivision at Anzac Drive, Quilpie (land adjacent to Lot 4 and Lot 15 on SP313216). The applicant is Quilpie Shire Council, owner of the subject premises.

The development is subject to Code assessment and must be assessed against the assessment benchmarks specified in Section 45 of the *Planning Act 2016*, to the extent relevant, and any matter prescribed by regulation. The Development Assessment Rules set out the procedural requirements that Council must follow in the development assessment process. Pursuant to s.60(3) of the *Planning Act 2016*, Council must decide whether to approve the proposal in full or in part, whether to impose conditions or to refuse the application.

The application has been assessed against the applicable assessment benchmarks, being the relevant provisions of the Quilpie Shire Planning Scheme. The proposal is generally consistent with the relevant assessment benchmarks.

Approval is recommended subject to conditions addressing compliance with relevant servicing and engineering standards and amenity protection.

RECOMMENDATION

That Council, as assessment manager for development application DA09 25-26 made by Quilpie Shire Council for land at Anzac Drive, Quilpie (land adjacent to Lot 4 and Lot 15 on SP313216):

1. Approve, under s 60(2)(a) and (c) of the *Planning Act 2016*, a development permit for operational works (roadworks and water supply), subject to the conditions in Table 1.
2. Include the general advice in Table 2 in the decision notice.

Conditions

Table 1: Approved conditions

<table>
<tr><th>No</th><th>Category</th><th>Condition</th></tr>
<tr><td>1</td><td>General</td><td>This approval is for operational works for the construction of roadworks and water reticulation as shown on the approved plans. The development approval conditions apply to all aspects of the approved development, and must be fulfilled prior to the commencement of works, unless otherwise stated in the conditions of approval.</td></tr>
<tr><td>2</td><td>General</td><td>Complete and maintain the approved development as follows:
a) in accordance with development approval documents; and
b) strictly in accordance with those parts of the approved development that have been specified in detail by the Council unless the Council agrees in writing that those parts will be adequately complied with by amended specifications.</td></tr>
<tr><td>3</td><td>General</td><td>During the course of constructing the works, the developer shall ensure that all works are carried out by appropriately qualified persons and the developer and the persons carrying out and supervising the work shall be responsible for all aspects of the works, including public and worker safety, and shall ensure adequate barricades, signage and other warning devices are in place at all times.</td></tr>
<tr><td>4</td><td>General</td><td>All works are to be carried out in accordance with the conditions of the related Reconfiguring a Lot approval, the approved plans and documents listed in the following table.</td></tr>
<tr><td>5</td><td>Approved Plans</td><td>All works and operations are to be carried out generally in accordance with the approved plans listed in the following table. Where the approved plans conflict with the Assessment Manager’s conditions, the Assessment Manager’s conditions shall take precedence.
<table>
<tr><th>Plan Number</th><th>Plan name</th><th>Date</th></tr>
<tr><td>250238-1/02, Rev. B</td><td>Typical Cross Section</td><td>17/06/2026</td></tr>
<tr><td>250238-1/03, Rev. B</td><td>Working Plan</td><td>17/06/2026</td></tr>
<tr><td>250238-1/04, Rev. B</td><td>MC02 Setout</td><td>17/06/2026</td></tr>
<tr><td>250238-1/05, Rev. B</td><td>Construction Details</td><td>17/06/2026</td></tr>
<tr><td>250238-1/06, Rev. B</td><td>Annotated Cross Sections (Sheet 1 of 6)</td><td>17/06/2026</td></tr>
<tr><td>250238-1/07, Rev. B</td><td>Annotated Cross Sections (Sheet 2 of 6)</td><td>17/06/2026</td></tr>
<tr><td>250238-1/08, Rev. B</td><td>Annotated Cross Sections (Sheet 3 of 6)</td><td>17/06/2026</td></tr>
<tr><td>250238-1/09, Rev. B</td><td>Annotated Cross Sections (Sheet 4 of 6)</td><td>17/06/2026</td></tr>
<tr><td>250238-1/10, Rev. B</td><td>Annotated Cross Sections (Sheet 5 of 6)</td><td>17/06/2026</td></tr>
<tr><td>250238-1/11, Rev. B</td><td>Annotated Cross Sections (Sheet 6 of 6)</td><td>17/06/2026</td></tr>
</table>
</td></tr>
<tr><td>6</td><td>Approved Plans</td><td>Where changes are proposed to the approved plans during construction, Condition 21 – Document Control, shall apply.</td></tr>
</table>

No	Category	Condition
7	**Standards**	All works must comply with: a) the development approval conditions; b) any relevant provisions in the Quilpie Shire Planning Scheme 2018; c) Council's standard designs for such work where such designs exist; d) any relevant Australian Standard that applies to that type of work; and e) any alternative specifications that Council has agreed to in writing and which the developer must ensure do not conflict with any requirements imposed by any applicable laws and standards.
8	**Standards**	All parties involved in carrying out the approved works (including the Developer, Contractor and Consultant) shall take all necessary steps, in accordance with the provisions of the Workplace Health and Safety Act, to ensure safety of the public in regard to construction activities. In particular, all works on or near roadways shall be signed in accordance with Queensland Department of Main Roads "Manual of Uniform Traffic Control Devices".
9	**Standards**	The Registered Professional Engineer (RPEQ) performing any task or function associated with the proposed works must hold professional indemnity insurance to the value of $5 million.
10	**Avoiding Nuisance**	No nuisance is to be caused to surrounding properties and their occupiers by the way of smoke, dust, fumes, rubbish, contaminant, light, odour, stormwater discharge or siltation at any time, including non-working hours.
11	**Erosion and Sediment Control**	All construction works on site to be undertaken in accordance with the approved erosion and sediment control details on the approved plans, the Institute of Engineers (Australia) (IEAUST) Soil Erosion and Sediment Control Engineering Guidelines for Queensland Construction sites.
12	**Erosion and Sediment Control**	Erosion and sedimentation controls shall be maintained at all times during the course of the project. Should the proposed controls prove to be ineffective, the developer must install additional measures and provide written notice to Council advising of the additional control measures implemented.
13	**Erosion and Sediment Control**	Stockpiles of topsoil, sand, aggregate, spoil or other material capable of being moved by the action of running water shall be stored clear of drainage paths and be prevented from entering the road and/or drainage system.
14	**Stormwater Drainage**	Stormwater runoff from the site must not adversely impact on flooding or drainage of properties or roads that are upstream, downstream or adjacent to the site as a result of the development.
15	**Stormwater Drainage**	Discharge of stormwater runoff from the development shall drain freely in all cases, and no nuisance of ponding is to be created as a result of the development.
16	**Construction Activities**	Construction activities, including vehicular traffic and contractor parking, must not create nuisance or prevent or obstruct access to adjoining properties or roads.
17	**Pre-start meeting**	Prior to works commencing, it is required that a pre-start meeting be attended by Council's Officers, the Supervising Engineer and the Contractor. At this meeting the Supervising Engineer must provide Council with a works program, Inspection and Test Plan and Traffic Management Plan.
18	**Pre-start meeting**	During the construction phase, the Supervising RPEQ Engineer is responsible for undertaking and certifying all required inspections and tests in accordance with the approved Inspection and Test Plan.
19	**Post-construction**	An RPEQ certified copy of the "As Constructed" plans must be provided to Council on completion of all works. The plans are to be provided in hard copy and electronic format (either of dwg. or dxf.).
20	**Post-construction**	A Supervision Certificate completed by the Supervising RPEQ Engineer – Civil, must be provided upon completion of the works and must state that all works inspections were carried out by the engineer.

No	Category	Condition
21	**Document Control**	Should amendments be required to the approved plans and/or documents during construction, amended drawings and/or specifications shall be submitted to Council with an accompanying letter outlining the amendment together with any supporting information. All amendments shall be provided to Council for approval prior to the works being undertaken.
22	**Protection of Infrastructure**	The developer is responsible for locating and protecting any Council and public utility services, infrastructure and assets. Any damage to existing infrastructure (road pavement, existing underground assets, etc.) attributable to the development, shall be immediately rectified in accordance with the asset owners' requirements and specifications and to the satisfaction of the asset owners' representative(s) and at no cost to Council.
23	**Cover**	Maximum and minimum soil cover shall be maintained to underground infrastructure in accordance with the manufacturer's/asset owner's specifications.
24	**Utilities and Services**	Any alteration or relocation of public utilities or services that is required to accommodate the approved works, must be undertaken in accordance with the asset owners' requirements and specifications and to the satisfaction of the asset owners' representative(s). The costs of any such works are to be met by the developer.
25	**No cost to Council**	All costs associated with the approved development are to be met by the developer, including costs of survey, registration, document lodgement, easement documentation preparation and plan sealing unless there is specific agreement by other parties, including the Council, to meeting those costs.
26	**Latest Versions**	Where another condition refers to a specific published standard, manual or guideline, including specifications, drawings, provisions and criteria within those documents, that condition shall be deemed as referring to the latest versions of those publications that are publicly available at the time the first operational works or compliance approval is lodged with the assessment manager or approval agency for those types of works to be performed or approved, unless a regulation or law requires otherwise.

Table 2: General advice

No	Category	Condition
(a)	**Relevant Planning Scheme**	The relevant planning scheme for this development is the Quilpie Shire Planning Scheme. All references to the 'Planning Scheme' and 'Planning Scheme Schedules' within these conditions refer to this planning scheme.
(b)	**Future Permits**	A development permit for a Material Change of Use will be required for any activity or development on the approved lot(s) that does not comply with the accepted development criteria in the Quilpie Shire Planning Scheme.
(c)	**Duty of Care**	All Aboriginal Cultural Heritage in Queensland is protected under the *Aboriginal Cultural Heritage Act 2003* and penalty provisions apply for any unauthorised harm. Under the legislation a person carrying out an activity must take all reasonable and practicable measures to ensure the activity does not harm Aboriginal Cultural Heritage. This applies whether or not such places are recorded in an official register and whether or not they are located in, on or under private land. The developer is responsible for implementing reasonable and practical measures to ensure the Cultural Heritage Duty of Care Guidelines are met and for obtaining any clearances required from the responsible entity.
(d)	**Currency Period**	This approval lapses if a plan for the reconfiguration is not given to the Council within four (4) years of the approval taking effect.
(e)	**Currency Period**	The plan for the reconfiguration must be duly signed by the registered proprietor of the land and the surveyor and submitted to Council for approval in a form acceptable to Council within the relevant period.
(f)	**Environmental harm**	The *Environmental Protection Act 1994* states that a person must not carry out any activity that causes, or is likely to cause, environmental harm unless the person takes all reasonable and practicable measures to prevent or minimise the harm. Environmental harm includes environmental nuisance. In this regard, persons and entities involved in the operation of the approved works are to adhere to their 'general environmental duty' to minimise the risk of causing environmental harm to adjoining premises.

No	Category	Condition
(g)	**Necessary Permits**	It is the responsibility of the developer to obtain all necessary permits and submit all necessary plans to the relevant authorities for the approved use.
(h)	**Future changes**	In completing an assessment of the proposed development, council has relied on the information submitted in support of the development application as true and correct. Any change to the approved plans and documents may require a new or changed development approval. it is recommended that the applicant contact council for advice in the event of any potential change in circumstances.

BACKGROUND

On 30 June 2026, Council received a properly made development application for Operational Work associated with an approved subdivision at Anzac Drive, Quilpie (land adjacent to Lots 4 and 15 on SP313216). The works are for the roadworks and water reticulation along Anzac Drive. The applicant and landowner is Quilpie Shire Council, represented by Hartecs Group.

This report presents the assessment of the application against the applicable assessment benchmarks of the Quilpie Shire Planning Scheme and recommends that approval be granted subject to conditions.

REPORT

Site characteristics

The site is land adjacent to two vacant industrial lots, which form part of the Quilpie Industrial Estate. The site is located within the Township Zone (Industry Precinct) under the Quilpie Shire Planning Scheme. The site has frontages to Diamantina Developmental Road and Anzac Drive. Figure 1 below shows the site and surrounding lots.



Figure 1 Locality plan

The proposal

The application seeks to extend Anzac Drive and the associated reticulated water network to service the site. A related development approval further subdivides Lots 4 and 15, so that four lots will front the extended road. The proposal includes a new cul-de-sac head at the western end of the road, adjacent to the Gun Club. Figure 2 shows the proposed works.

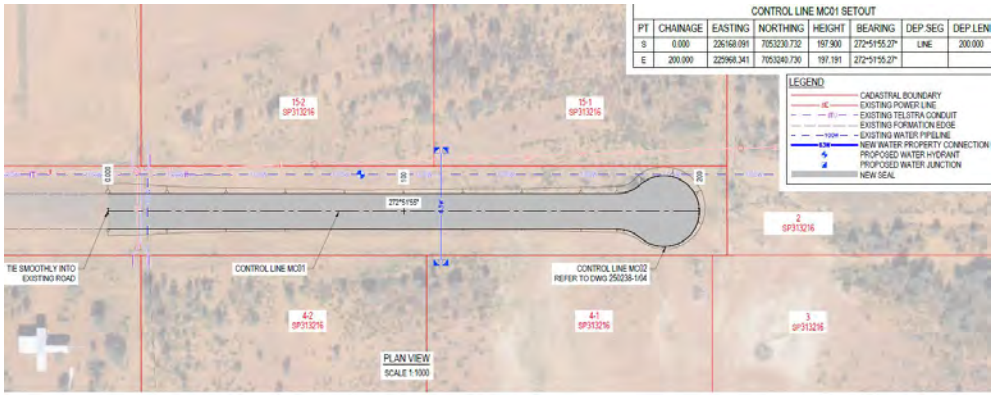

Figure 2 Works plan

Level of assessment

The proposal is operational work as defined in the *Planning Act 2016*. Table 5.7.1 of the Quilpie Shire Planning Scheme makes operational works subject to code assessment, so the development requires a development permit from Council before works start. Under s 45(3) of the *Planning Act 2016*, a code assessment must be carried out only:

- against the assessment benchmarks in a categorising instrument for the development; and
- having regard to any matters prescribed by regulation.

The applicable assessment benchmarks are:

- the South West Regional Plan;
- the State Planning Policy; and
- the Quilpie Shire Planning Scheme.

Regional Plan

The South West Regional Plan is a statutory instrument that assists in managing change and shaping the prospects of rural communities in the South West region. It sets out desired regional outcomes, which identify aspirations for the region.

The strategic framework of the Quilpie Shire Planning Scheme appropriately advances the South West Regional Plan 2009 as it applies in the planning scheme area, so the application needs no further assessment against the regional plan.

State Planning Policy

The Quilpie Shire Planning Scheme appropriately integrates all State Planning Policy matters relevant to Quilpie Shire, so the proposal needs no independent assessment against the State Planning Policy.

Quilpie Shire Planning Scheme

The Quilpie Shire Planning Scheme applies to the assessment of the application. The relevant part of the scheme is Part 7, Development Codes, specifically the Operational Works Code (Part 7.4.1).

Operational Works Code (Part 7.4.1)

The proposed development complies with the Purpose and Outcomes of the Operational Works Code because;

- The proposal does not impact any areas of ecological significance;
- Ensures stormwater drainage does not result in adverse impacts to the upstream or downstream networks.

The proposed development has also been assessed against the Performance and Acceptable Outcomes of the Operational Works Code. The proposed development complies with all relevant assessment benchmarks.

Conclusion

On the basis of this assessment, the proposal is consistent with the applicable assessment benchmarks of the Quilpie Shire Planning Scheme, and the recommendation is that Council approve the development permit, subject to conditions.

CONSULTATION (Internal/External)

Party	Nature of consultation	Outcome
Records Officer (author)	Preparation of this report. Assessment of the proposal against the planning scheme assessment benchmarks	Report prepared and submitted for authorisation.
Director Corporate Services	Report authorisation, including review of the assessment and recommendation	Report reviewed and authorised.
Acting Chief Executive Officer	Report authorisation, including confirmation of Council's role as assessment manager and the assessment outcome	Report authorised for tabling.
Acting Senior Town Planner, Maranoa Regional Council	Assessment of the proposal against the planning scheme assessment benchmarks.	Confirmed the assessment as consistent with the Quilpie Shire Planning Scheme and reviewed and endorsed the conditions.

INTERESTED PARTIES

Quilpie Shire Council, applicant and owner

Hartecs Group, applicant's representative

Note: Council officers identify interested parties on a best endeavours basis, and the list may not be exhaustive.

LEGISLATION / LEGAL IMPLICATIONS

Council makes this decision under s 60(2) of the *Planning Act 2016*. For a code assessable application, s 60(2) requires Council to approve the application to the extent the development complies with all the assessment benchmarks and allows Council to impose development conditions on the approval. Council may refuse the application only to the extent the development does not comply, and compliance cannot be achieved by imposing conditions. The assessment found that the development complies with the applicable benchmarks, so the recommendation approves it subject to conditions under s 60(2)(a) and (c), for the reasons in the Options section.

Under s 48 of the *Planning Act 2016* and Schedule 8 of the *Planning Regulation 2017*, the local government is the assessment manager for development made assessable under a local categorising instrument. The application for operational works is assessable development requiring a development approval, so Council is the assessment manager and decides the application under s 60. Schedule 2 of the *Planning Act 2016* defines the development as operational work. Because Council is also the applicant, the Acting Senior Town Planner, Maranoa Regional Council, carried out the assessment independently.

Section 45(3) of the *Planning Act 2016* requires a code assessment to be carried out only against the assessment benchmarks in a categorising instrument for the development and having regard to any matters prescribed by regulation. The Report assesses the proposal against the South West Regional Plan, the State Planning Policy and the Quilpie Shire Planning Scheme, which are the applicable benchmarks. The Development Assessment Rules set out the procedural requirements Council must follow in the development assessment process.

The Quilpie Shire Planning Scheme is the local categorising instrument that makes operational work in all zones' assessable development. Council assessed the proposal against its relevant provisions, and the assessment shows the proposal is consistent with them. The works service the

related subdivision, which is consistent with community expectations for the site because it complies with the minimum lot size requirements. The conditions protect the amenity of the surrounding area and ensure the development is adequately serviced.

On this basis, the decision complies with the *Planning Act 2016*, the *Planning Regulation 2017* and the *Local Government Act 2009*.

Appeal rights

Pursuant to s.229 of the *Planning Act 2016*, the applicant may appeal a decision of Council as Assessment Manager to the Planning and Environment Court. The assessment in this report demonstrates that the recommended approval with conditions is consistent with the applicable planning scheme assessment benchmarks. The risk of a successful appeal against the recommended decision is assessed as Low.

Conflict of Interest

The reporting officer declares no conflict of interest about any matter in this report.

POLICY IMPLICATIONS

No Council policy sets requirements for this assessment, because s 45 of the *Planning Act 2016* and the Quilpie Shire Planning Scheme govern it, as the Report and Legislation sections set out.

FINANCIAL AND RESOURCE IMPLICATIONS

This decision involves no direct expenditure. The conditions require the developer to meet all costs of the approved development. Council, as the developer, funds construction of the works and the engagement of the supervising engineers from a separate budget allocation.

Council meets any cost of the Maranoa Regional Council planning assessment, a government-to-government arrangement, within its existing operational budget for planning and development assessment.

ASSET MANAGEMENT IMPLICATIONS

This decision affects Anzac Drive and Council's reticulated water network, which are Council assets. The decision allows Council to extend Anzac Drive, build a new cul-de-sac head at its western end, and extend the reticulated water network to service the lots in the related subdivision. It does not dispose of any Council asset.

The conditions protect existing assets and support recording the new ones. The developer must locate and protect Council and public utility infrastructure and repair any damage at no cost to Council (Table 1, condition 22) and maintain soil cover to underground infrastructure (condition 23). On completion, the developer must give Council RPEQ certified "As Constructed" plans and a supervision certificate (conditions 19 and 20).

Council addresses the asset management implications of the new road and water assets, including adding them to its asset register, through separate resolutions of Council.

RISK MANAGEMENT IMPLICATIONS

Risks associated with this application have been assessed in accordance with Council's Enterprise Risk Management Policy (G.11) and Risk Management Framework (G.11-A). Ratings apply Council's adopted risk matrix (Likelihood × Consequence).

Table 3: Risk register

Risk name and description	Current controls	Impacts	Likelihood	Consequence	Risk rating	Risk treatment
Appeal — applicant or third party appeals Council's decision to the Planning and Environment Court.	Council assessed the application against applicable planning scheme benchmarks. An independent assessment was undertaken. Conditions are proportionate to the development.	Council incurs legal costs defending its decision. Decision may be set aside or varied by the Court.	Unlikely	Minor	Low	No additional treatment required. Maintain thorough assessment documentation. Residual risk: Low.
Condition non-compliance	The approval includes conditions that require action prior to commencement and upon completion of works.	Council is responsible for achieving compliance with conditions, including any costs associated.	Unlikely	Moderate	Medium	Council, as the responsible applicant and Planning Body, can engage with contractors under the relevant contracts to ensure compliance with conditions is achieved.

HUMAN RIGHTS CONSIDERATION

Under Section 58(1) of the *Human Rights Act 2019* makes it unlawful for Council to make a decision that is not compatible with human rights, or to fail to give proper consideration to a human right relevant to the decision. Council considered the 23 human rights the Act protects and identified two relevant to this decision:

- **Recognition and equality before the law (s 15).** The decision engages this right because Council is deciding a development application that it made itself. It is compatible with the right because an independent planner assessed the application against the same planning scheme benchmarks that apply, equally and without discrimination, to every applicant.
- **Cultural rights: Aboriginal peoples and Torres Strait Islander peoples (s 28)**. Council considered this right because the decision concerns land in Quilpie Shire, the ancestral home of the Mardigan, Boonthamurra, Bidjara, Wongkumara and Kullili peoples. It found the right is not engaged, because the site has no identified connection to Aboriginal or Torres Strait Islander cultural heritage. If any connection to cultural heritage is identified during the works, Council will act in accordance with its obligations under s 28 and the *Aboriginal Cultural Heritage Act 2003*. The general advice in Table 2 also reminds the developer of the duty of care under that Act.

The decision is compatible with human rights under s 8, because it does not limit any human right.

50 Brolga Street
Quilpie QLD 4480

QUILPIE SHIRE COUNCIL

QUILPIE INDUSTRIAL SUBDIVISION



LOCALITY PLAN
NOT TO SCALE

DRAWING REGISTER ISSUE 02

DRAWING No.	REVISION	DATE	DRAWING SHEET TITLE
250238-1/01	B	17/06/2026	LOCALITY PLAN AND DRAWING REGISTER
250238-1/02	B	17/06/2026	TYPICAL CROSS SECTION
250238-1/03	B	17/06/2026	WORKING PLAN
250238-1/04	B	17/06/2026	MC02 SETOUT
250238-1/05	B	17/06/2026	CONSTRUCTION DETAILS
250238-1/06-11	B	17/06/2026	ANNOTATED CROSS SECTIONS (SHEET 1 TO 6)

This document set is produced by GBA Consulting Engineers solely for the benefit of and use by the client in accordance with the terms of the agreement. GBA Consulting Engineers does not and shall not assume any responsibility or liability whatsoever to any third party arising out of any use or reliance by third parties on the content of this document set.
Information contained herein is the intellectual property of GBA Consulting Engineers and will not be copied without written authorisation from GBA Consulting Engineers.

Date Printed: 17/06/2026 15:05:25 M-Files ID: 23529

Rev.	Revision Description	By	Date
B	ISSUED FOR CONSTRUCTION	MM	17/06/2026
A	ORIGINAL ISSUE	HW	20/04/2026

GBA CONSULTING ENGINEERS
Barcaldine
Emerald | Rockhampton | Toowoomba
Email: admin@gbaengineers.com.au

Drawn: Hunter Williams
Designed: Hunter Williams
Checked: Sergio Rangel
Survey: GBA Consulting Engineers

APPROVED FOR CONSTRUCTION
M Brennan
RPEQ No. 29309
Date: 17 June 2026

Client: QUILPIE SHIRE COUNCIL
Project: QUILPIE INDUSTRIAL SUBDIVISION
Title: LOCALITY PLAN AND DRAWING REGISTER

Category: SUBDIVISIONS
Drawing No. 250238-1/01
Rev. B
Units: m (UNO)
Scale: AS SHOWN
Size: A3

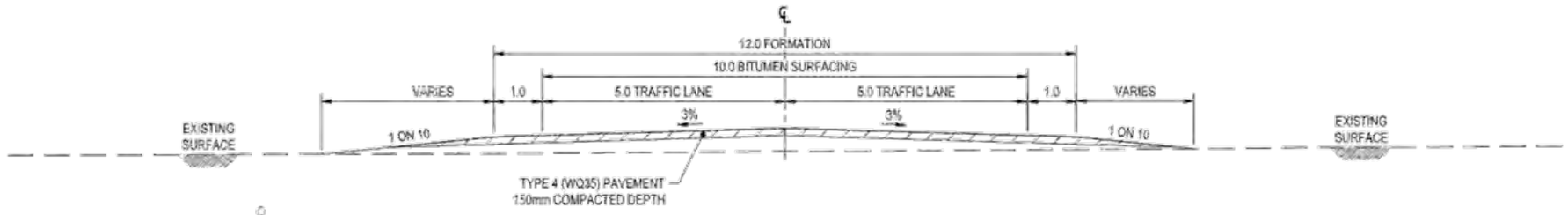

TYPICAL CROSS SECTION A: PAVE AND SEAL

MC01 CHAINAGES

START	END	LENGTH
0.00	200.00	200.00

BITUMEN SURFACING	
PRIME	AMC6 @ 1.0L/m²
1st SEAL AGGREGATE	C170 @ 1.0L/m² 7mm @ 180m²/m³
2nd SEAL AGGREGATE	S35E @ 2.3L/m² 14mm @ 90m²/m³

NOTES:

1. INFORMATION SHOWN ON THE TYPICAL CROSS SECTION IS NOMINAL ONLY.
2. ALL SERVICES ARE TO BE LOCATED PRIOR TO CONSTRUCTION.
3. FENCES ARE NOT LOCATED EXACTLY ON BOUNDARY LINE.
4. THE ALIGNMENT AND DEPTHS OF EXISTING SERVICES TO BE CONFIRMED ON SITE IN CONSULTATION WITH RELEVANT SERVICE AUTHORITIES PRIOR TO ANY EXCAVATION
5. THE CONTRACTORS SHALL ENSURE THAT THE WORKS ARE CARRIED OUT IN ACCORDANCE WITH ALL REQUIREMENTS OF ACTS, REGULATIONS AND LOCAL LAWS.
6. A BEFORE YOU DIG AUSTRALIA (BYDA) INQUIRY TO BE CARRIED OUT BEFORE ANY CONSTRUCTION https://www.byda.com.au/.

Rev.	Revision Description	By	Date
B	ISSUED FOR CONSTRUCTION	MM	17/06/2026
A	ORIGINAL ISSUE	HW	20/04/2026

GBA CONSULTING ENGINEERS
Barcaldine
Emerald | Rockhampton | Toowoomba
Email: admin@gbaengineers.com.au

Drawn: Hunter Williams
Designed: Hunter Williams
Checked: Sergio Rangel
Survey: GBA Consulting Engineers

APPROVED FOR CONSTRUCTION
Date: 17 June 2026

Client: QUILPIE SHIRE COUNCIL
Project: QUILPIE INDUSTRIAL SUBDIVISION
Title: TYPICAL CROSS SECTION

Category: SUBDIVISIONS
Drawing No. 250238-1/02
Rev. B
Units: m (UNO)
Scale: 1:100
Size: A3

Date Printed: 17/06/2026 15:05:40 M-Files ID: 23535 (02/2023)

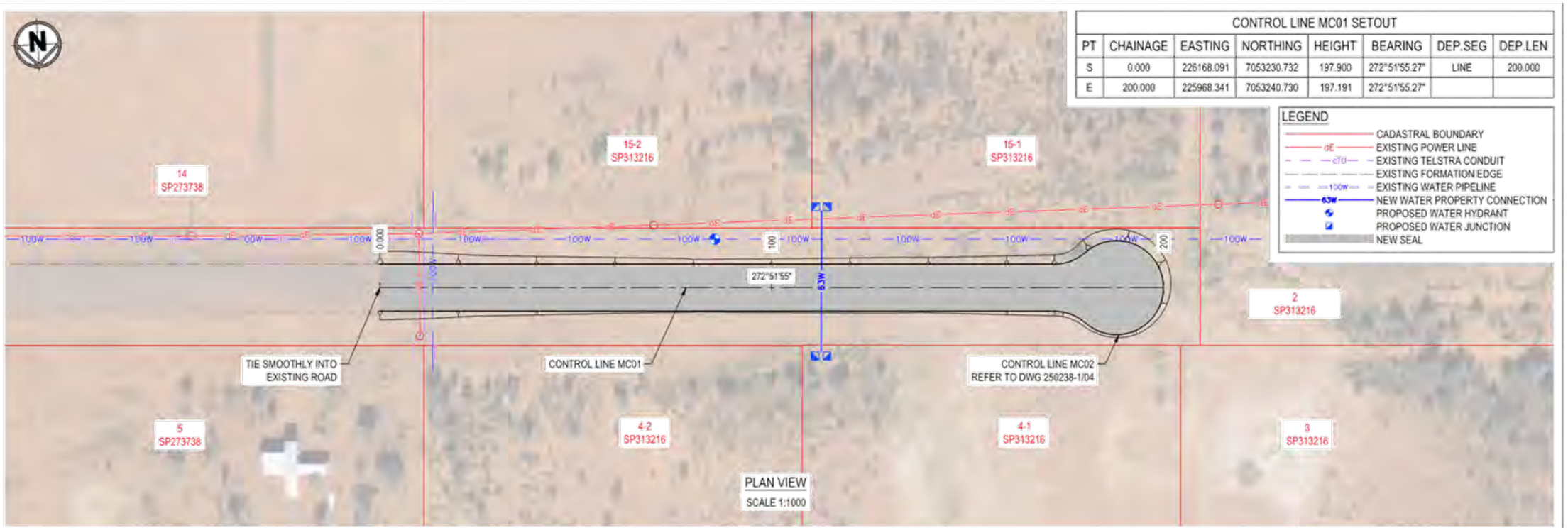
CONTROL LINE MC01 SETOUT
PT | CHAINAGE | EASTING | NORTHING | HEIGHT | BEARING | DEP.SEG | DEP.LEN
S | 0.000 | 226168.091 | 7053230.732 | 197.900 | 272°51'55.27" | LINE | 200.000
E | 200.000 | 225968.341 | 7053240.730 | 197.191 | 272°51'55.27" | |
LEGEND
CADASTRAL BOUNDARY
EXISTING POWER LINE
EXISTING TELSTRA CONDUIT
EXISTING FORMATION EDGE
EXISTING WATER PIPELINE
NEW WATER PROPERTY CONNECTION
PROPOSED WATER HYDRANT
PROPOSED WATER JUNCTION
NEW SEAL
14 SP273738
15-2 SP313216
15-1 SP313216
2 SP313216
5 SP273738
4-2 SP313216
4-1 SP313216
3 SP313216
272°51'55"
TIE SMOOTHLY INTO EXISTING ROAD
CONTROL LINE MC01
CONTROL LINE MC02 REFER TO DWG 250238-1/04
PLAN VIEW
SCALE 1:1000
TIE SMOOTHLY INTO EXISTING ROAD
DESIGN SURFACE
EXISTING SURFACE
VERTICAL CURVE LENGTH (m)
VERTICAL CURVE RADIUS (m)
VERTICAL GEOMETRY GRADE (%)
VERTICAL GEOMETRY LENGTH (m)
-0.355%
200
DATUM RL = 188
FINISHED SURFACE LEVEL 197.900 197.865 197.829 197.794 197.758 197.723 197.687 197.652 197.616 197.581 197.546 197.510 197.475 197.439 197.404 197.368 197.333 197.297 197.262 197.226 197.191
EXISTING SURFACE LEVEL 197.442 197.425 197.447 197.449 197.434 197.419 197.404 197.392 197.382 197.328 197.284 197.241 197.198 197.155 197.115 197.053 196.997 196.940 196.887 196.873 196.860
CUT / FILL DEPTH 0.458 0.440 0.382 0.345 0.325 0.304 0.283 0.260 0.234 0.253 0.262 0.269 0.276 0.284 0.289 0.315 0.336 0.357 0.375 0.353 0.330
CONTROL LINE CHAINAGE 0 10 20 30 40 50 60 70 80 90 100 110 120 130 140 150 160 170 180 190 200
SUPERELEVATION
LHS and RHS -3%
B ISSUED FOR CONSTRUCTION MM 17/06/2026
A ORIGINAL ISSUE HW 20/04/2026
Rev. Revision Description By Date
GBA CONSULTING ENGINEERS
Barcaldine
Emerald | Rockhampton | Toowoomba
Email: admin@gbaengineers.com.au
Drawn: Hunter Williams
Designed: Hunter Williams
Checked: Sergio Rangel
Survey: GBA Consulting Engineers
APPROVED FOR CONSTRUCTION
M.Brennan
RPEQ No. 29309
Date: 17 June 2026
Client: QUILPIE SHIRE COUNCIL
Project: QUILPIE INDUSTRIAL SUBDIVISION
Title: WORKING PLAN
Category: SUBDIVISIONS
Drawing No. 250238-1/03
Rev. B
Units: m (UNO)
Scale: H 1:1000 | V 1:200
Size: A3
Date Printed: 17/06/2026 15:06:26 M-Files ID: 23539
02/2023)

CONTROL LINE MC02 SETOUT								
PT	CHAINAGE	EASTING	NORTHING	HEIGHT	BEARING	DEP.SEG	DEP.RAD	DEP.LEN
S	0.000	225995.881	7053233.344	197.110	272°51'55.27"	ARC	-12.000	8.673
CC	8.673	225987.803	7053230.744	197.082	231°27'20.63"	ARC	12.000	55.045
CC	63.718	225988.703	7053248.722	197.082	134°18'29.91"	ARC	-12.000	8.673
E	72.390	225996.481	7053245.329	197.110	92°51'55.27"			

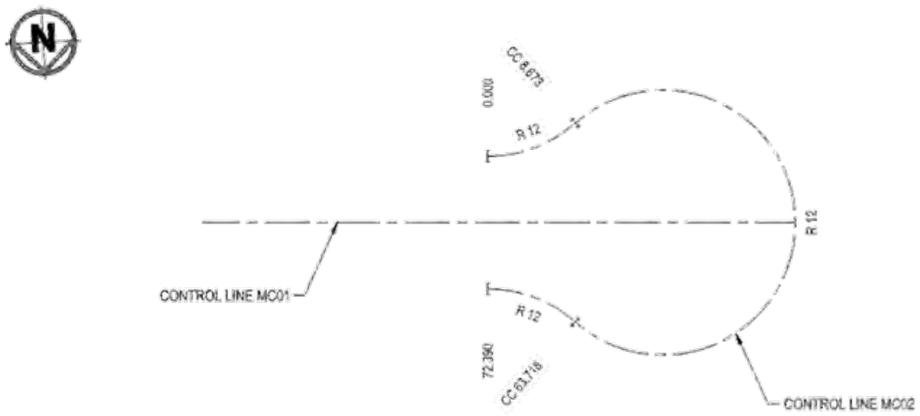

PLAN VIEW
SCALE 1:500

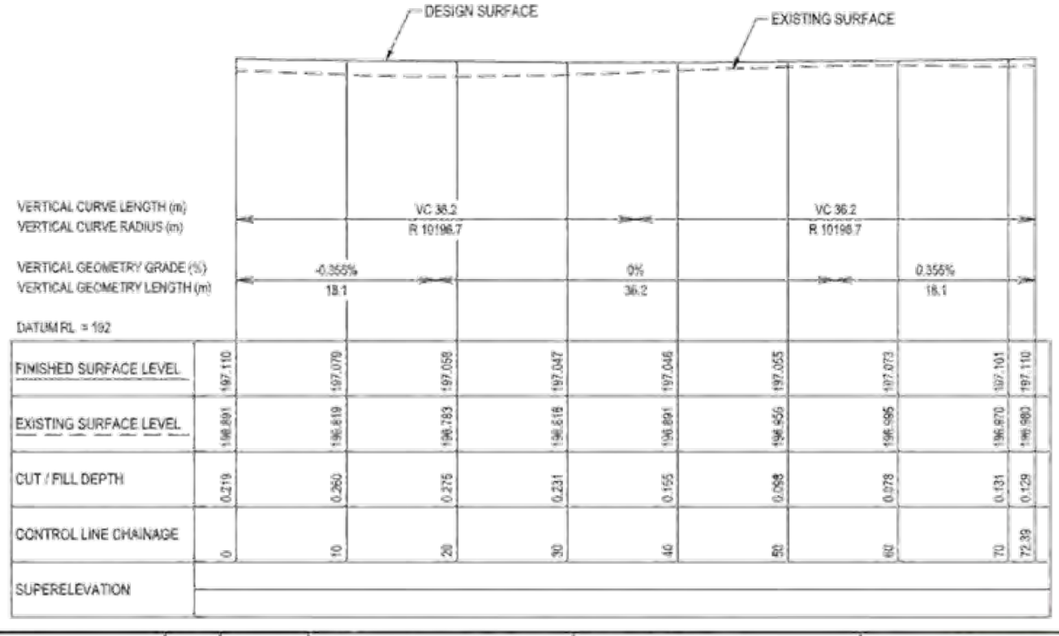

Rev.	Revision Description	By	Date
B	ISSUED FOR CONSTRUCTION	MM	17/06/2026
A	ORIGINAL ISSUE	HW	20/04/2026

GBA CONSULTING ENGINEERS
Barcaldine
Emerald | Rockhampton | Toowoomba
Email: admin@gbaengineers.com.au

Drawn: Hunter Williams
Designed: Hunter Williams
Checked: Sergio Rangel
Survey: GBA Consulting Engineers

APPROVED FOR CONSTRUCTION
Date: 17 June 2026

Client: QUILPIE SHIRE COUNCIL
Project: QUILPIE INDUSTRIAL SUBDIVISION
Title: MC02 SETOUT

Category: SUBDIVISIONS
Drawing No. 250238-1/04
Rev. B
Units: m (UNO)
Scale: H 1:500 | V 1:100
Size: A3

Date Printed: 17/06/2026 15:06:42 MAPtec ID: 23539

GENERAL NOTES:

1. THE ALIGNMENT AND DEPTH OF EXISTING SERVICES TO BE CONFIRMED ON SITE IN CONSULTATION WITH RELEVANT SERVICE AUTHORITIES PRIOR TO ANY EXCAVATION AND SHALL NOT BE INFERRED FROM THE SERVICE LOCATION DRAWINGS.
2. THE CONTRACTOR SHALL ENSURE THAT THE WORKS ARE CARRIED OUT IN ACCORDANCE WITH ALL REQUIREMENTS OF ACTS, REGULATIONS AND LOCAL LAWS.
3. MINIMUM HORIZONTAL CLEARANCES BETWEEN WATER MAINS AND UNDERGROUND SERVICES, AS PER WATER SERVICES ASSOCIATION OF AUSTRALIA (WSAA) 03- 2011-3.1:
   - TELECOMMUNICATIONS CONDUITS & CABLES: 0.6 m
   - ELECTRICITY CONDUITS & CABLES: 1.0 m
   - STORMWATER DRAINS: 0.6 m
   - SEWERS: 0.6 m
   - KERBS: 0.6 m.
4. MINIMUM VERTICAL CLEARANCES BETWEEN WATER MAINS AND UNDERGROUND SERVICES, AS PER WSAA 03-2011-3.1:
   - EXISTING WATER MAINS: 0.3 m
   - TELECOMMUNICATIONS CONDUITS & CABLES: 0.15 m
   - STORMWATER DRAINS: 0.15 m
   - GRAVITY SEWERS : 0.5 m
   - PRESSURE AND VACUUM SEWER: 0.3 m.
5. ALL DICL PIPES AND FITTINGS ARE TO BE WRAPPED IN POLYETHYLENE PIPE SLEEVING.
6. THRUST BLOCKS AS PER WSAA WAT-1205 STANDARD DRAWING.
7. THRUST BLOCKS FOR VALVES AS PER WSAA WAT-1207 STANDARD DRAWING.
8. ALL NEW HYDRANTS SHALL BE SPACED AT A MAXIMUM DISTANCE OF 200 m.
9. VALVES SHALL BE INSTALLED IN ACCORDANCE WITH WSAA STANDARD DRAWINGS AND SHALL BE PROVIDED WITH A CAST IRON SURFACE BOX WITH LID AND CONCRETE SURROUNDS.
10. THE MINIMUM SIZE FOR SINGLE PROPERTY CONNECTIONS TO BE Ø 63 mm AND DOUBLE PROPERTY CONNECTIONS TO BE Ø 63 mm.
11. ALL PROPERTY CONNECTIONS UNDER ROADS TO BE INSTALLED WITHIN PN20 ENVELOPER PIPE AND TO EXTEND MINIMUM 500 mm PAST THE EDGE OF ROAD SEAL, ASPHALT OR BACK OF KERB.
12. FOR BACKFILLING UNDER ROADWAYS:
    - 12.1. ALL UNBOUND GRAVEL AND SELECT FILL IS TO BE COMPACTED TO 95% STD COMPACTION TO AS 1289.5.2.1.
    - 12.2. ALL CEMENT TREATED MATERIAL IS TO BE COMPACTED TO 100% STD COMPACTION TO AS 1286.5.2.1.
    - 12.3. ALL MATERIAL TO BE COMPACTED IN 100 mm LAYERS.
    - 12.4. ALL CEMENT STABILISED MATERIAL TO HAVE A MINIMUM 3% CEMENT BY DRY WEIGHT.
    - 12.5. SURFACE LEVEL TOLERANCE. THE DEVIATION FROM A STRING LAID PARALLEL TO THE CENTRE LINE OF AN EXISTING ROAD AS SHOWN ON THE DRAWING SHALL NOT EXCEED 10 mm.

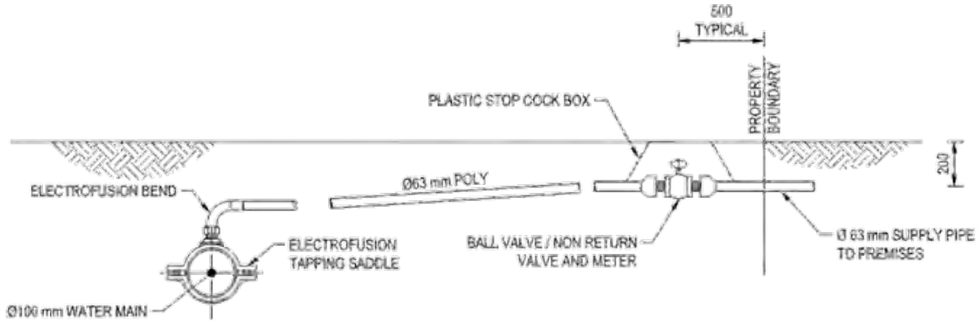

TYPICAL PROPERTY CONNECTION
NOT TO SCALE

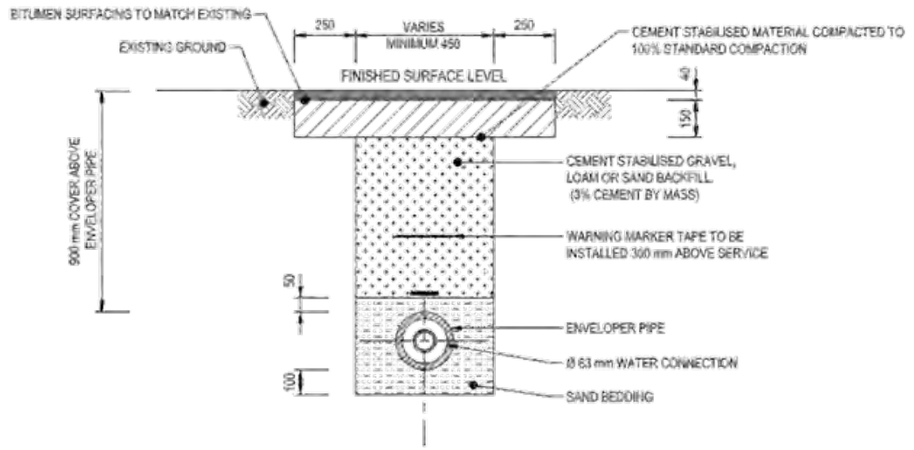

TYPICAL TRENCH DETAIL UNDER SEALED ROAD
NOT TO SCALE

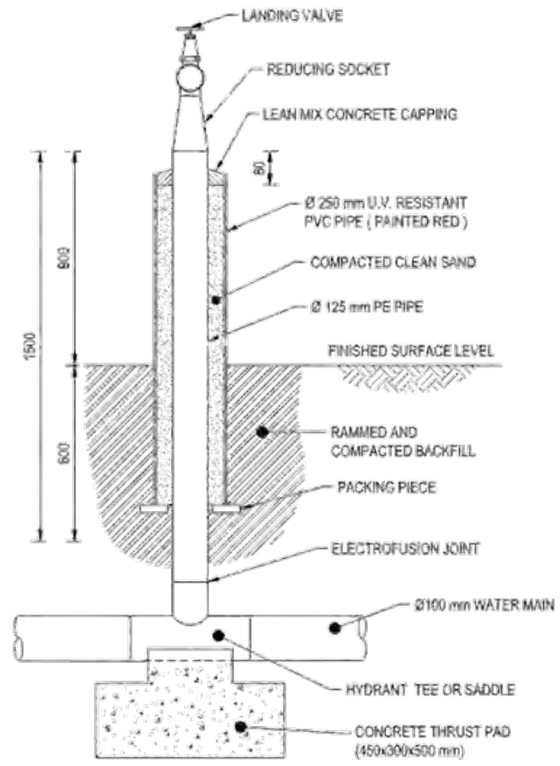

TYPICAL HYDRANT DETAIL
NOT TO SCALE

MARKER NOTES

1. DISTANCE TO AND SIZE OF MAIN/FITTING TO BE MARKED ON POST OR MARKER PLATE.
   - 1.1. NUMBERS TO BE 12mm HIGH MINIMUM.
   - 1.2. NUMBERS TO BE PAINTED OR PUNCHED TO CREATE PERMANENT IDENTIFICATION.
   - 1.3. TOP NUMBER TO BE DISTANCE TO MAIN (m).
   - 1.4. BOTTOM NUMBER TO BE NOMINAL DIAMETER OF MAIN (mm).
2. LOCATE MARKERS AT RIGHT ANGLES TO THE MAIN WITH THE MARKINGS FACING TOWARDS VALVE OR HYDRANT.
3. METALLIC MARKER PLATES TO BE REFLECTIVE WHITE WITH NON-REFLECTIVE LETTERING.
4. AIR VALVE TO BE Ø25mm NB A.R.I. OR APPROVED EQUIVALENT AUTOMATIC GAS RELEASE VALVE.
5. ALL EXPOSED METALLIC COMPONENTS (INCLUDING BOLTS) TO BE TAPED WITH DENSO TAPE OR EQUIVALENT APPROVED.

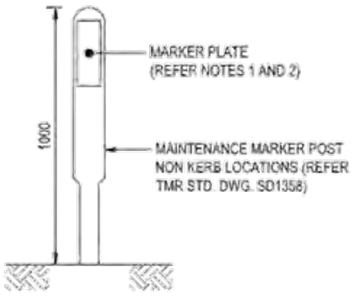

TYPICAL MAINTENANCE MARKER DETAIL
NOT TO SCALE

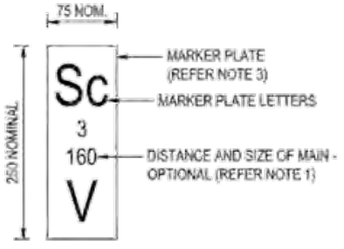

MARKER PLATE TYPES
NOT TO SCALE



MARKER PLATE TYPES
NOT TO SCALE

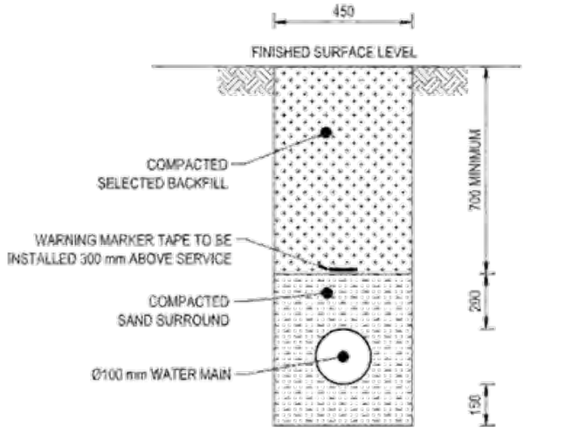

TYPICAL TRENCH DETAIL UNDER EXISTING GROUND
NOT TO SCALE

Rev.	Revision Description	By	Date
B	ISSUED FOR CONSTRUCTION	MM	17/06/2026
A	ORIGINAL ISSUE	HW	26/04/2026

GBA CONSULTING ENGINEERS
Barcaldine
Emerald | Rockhampton | Toowoomba
Email: admin@gbaengineers.com.au

Drawn: Hunter Williams
Designed: Hunter Williams
Checked: Sergio Rangel
Survey: GBA Consulting Engineers
APPROVED FOR CONSTRUCTION
Date: 17 June 2026

Client: QUILPIE SHIRE COUNCIL
Project: QUILPIE INDUSTRIAL SUBDIVISION
Title: CONSTRUCTION DETAILS

Category: SUBDIVISIONS
Drawing No. 250238-1/05
Rev. B
Units: mm (UNO)
Scale: AS SHOWN
Size: A3

Date Printed: 17/06/2026 15:06:54 M-Files ID: 31528
10/2024]

MC01
X = 226158.104
Y = 7053231.232
Z = 197.866

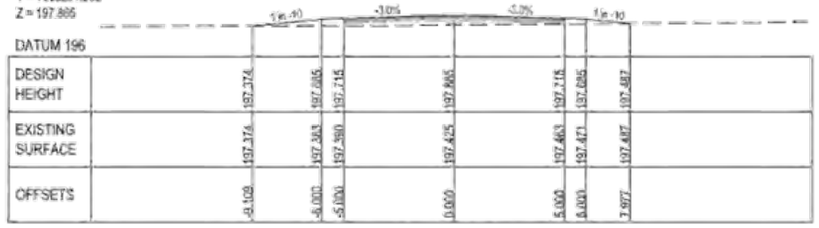

DATUM 196							
DESIGN HEIGHT	197.374	197.695	197.715	197.865	197.715	197.695	197.487
EXISTING SURFACE	197.374	197.383	197.580	197.425	197.463	197.471	197.487
OFFSETS	-9.109	-6.000	-5.000	0.000	5.000	6.000	7.977

CHAINAGE 10

MC01
X = 226143.122
Y = 7053231.982
Z = 197.812

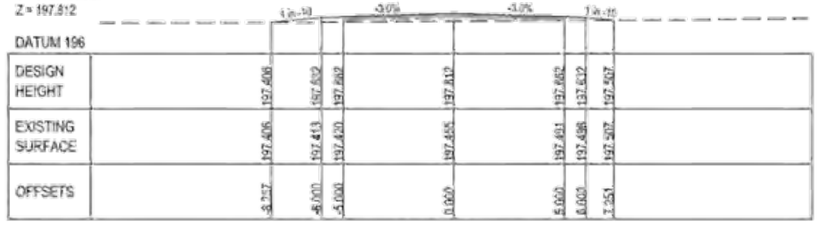

DATUM 196							
DESIGN HEIGHT	197.406	197.592	197.692	197.812	197.662	197.612	197.567
EXISTING SURFACE	197.406	197.413	197.420	197.455	197.491	197.498	197.507
OFFSETS	-8.257	-6.000	-5.000	0.000	5.000	6.000	7.951

CHAINAGE 25

MC01
X = 226163.097
Y = 7053230.982
Z = 197.883

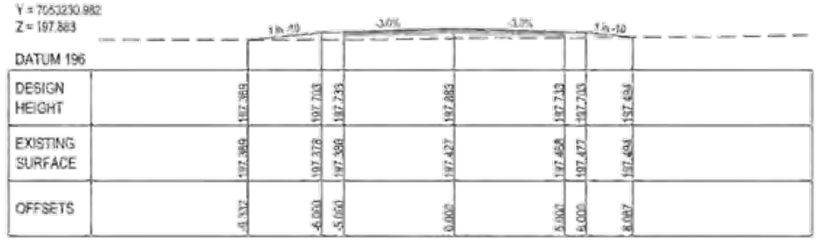

DATUM 196							
DESIGN HEIGHT	197.389	197.703	197.735	197.885	197.735	197.703	197.634
EXISTING SURFACE	197.389	197.378	197.586	197.427	197.458	197.437	197.434
OFFSETS	-9.332	-6.000	-5.000	0.000	5.000	6.000	8.087

CHAINAGE 5

MC01
X = 226148.116
Y = 7053231.732
Z = 197.829

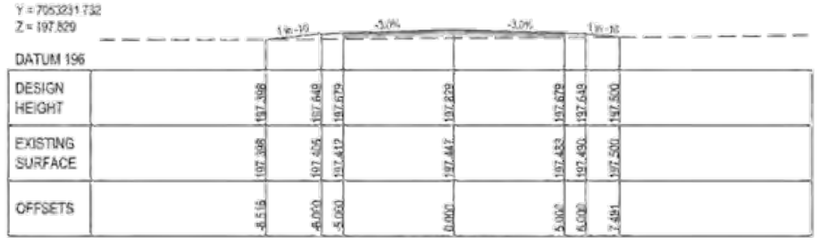

DATUM 196							
DESIGN HEIGHT	197.398	197.648	197.679	197.829	197.679	197.648	197.600
EXISTING SURFACE	197.398	197.405	197.412	197.447	197.483	197.490	197.500
OFFSETS	-8.515	-6.000	-5.000	0.000	5.000	6.000	7.491

CHAINAGE 20

MC01
X = 226168.091
Y = 7053230.732
Z = 197.900

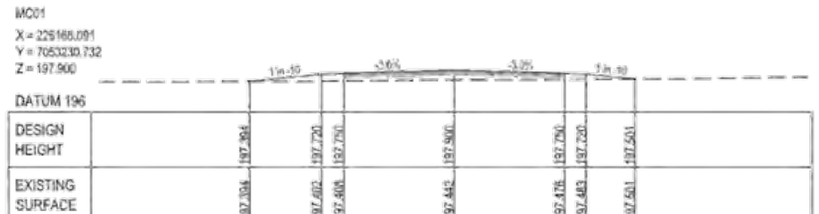

DATUM 196							
DESIGN HEIGHT	197.904	197.720	197.750	197.900	197.750	197.720	197.501
EXISTING SURFACE	197.904	197.492	197.600	197.442	197.476	197.483	197.501
OFFSETS	-9.263	-6.000	-5.000	0.000	5.000	6.000	8.196

CHAINAGE 0

MC01
X = 226153.116
Y = 7053231.482
Z = 197.847



DATUM 196							
DESIGN HEIGHT	197.396	197.667	197.697	197.847	197.697	197.667	197.491
EXISTING SURFACE	197.396	197.394	197.401	197.436	197.471	197.479	197.491
OFFSETS	-8.807	-6.000	-5.000	0.000	5.000	6.000	7.762

CHAINAGE 15

B	ISSUED FOR CONSTRUCTION	MM	17/06/2026
A	ORIGINAL ISSUE	HW	20/04/2026
Rev.	Revision Description	By	Date

GBA CONSULTING ENGINEERS
Barcaldine
Emerald | Rockhampton | Toowoomba
Email: admin@gbaengineers.com.au

Drawn: Hunter Williams
Designed: Hunter Williams
Checked: Sergio Rangel
Survey: GBA Consulting Engineers

APPROVED FOR CONSTRUCTION
Date: 17 June 2026

Client: QUILPIE SHIRE COUNCIL
Project: QUILPIE INDUSTRIAL SUBDIVISION
Title: ANNOTATED CROSS SECTIONS (SHEET 1 OF 6)

Category: SUBDIVISIONS
Drawing No. 250238-1/06
Rev. B
Units: m (UNO)
Scale: 1:250
Size: A3

Date Printed: 17/06/2026 15:07:08 M-Files ID: 23537
02/2023)

MC01
X = 226128.141
Y = 7053232.732
Z = 197.758



| | | |

MC01
X = 226098.179
Y = 7053234.231
Z = 197.652

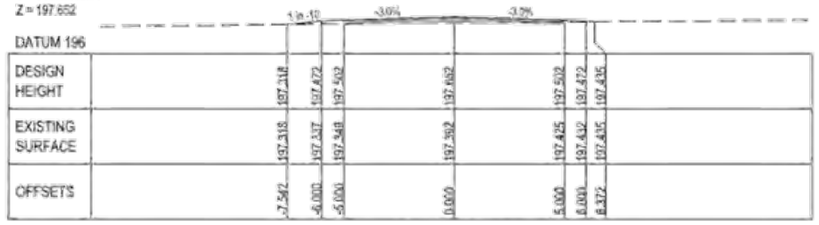

| | | |

MC01
X = 226068.216
Y = 7053235.731
Z = 197.546

DATUM 196

| | | |

MC01
X = 226038.254
Y = 7053237.231
Z = 197.439

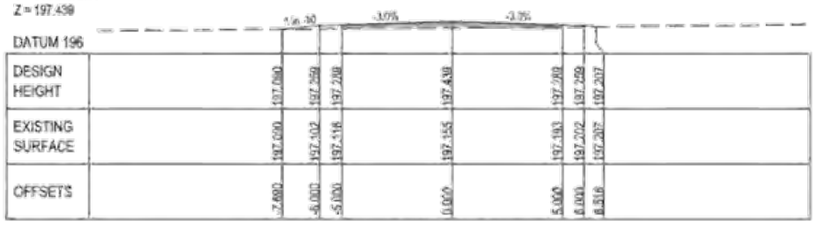

CHAINAGE 130

MC01
X = 226023.272
Y = 7053237.980
Z = 197.386

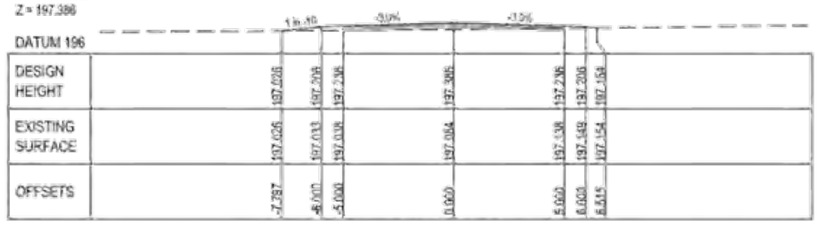

CHAINAGE 145

MC01
X = 226043.247
Y = 7053238.981
Z = 197.457

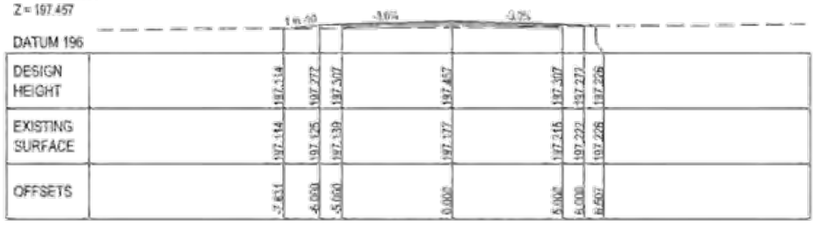

CHAINAGE 125

MC01
X = 226028.266
Y = 7053237.730
Z = 197.404

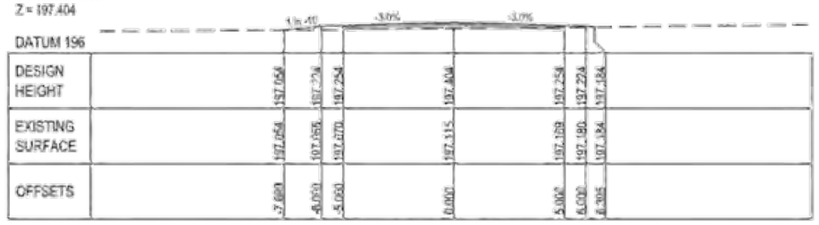

CHAINAGE 140

MC01
X = 226048.241
Y = 7053238.731
Z = 197.475

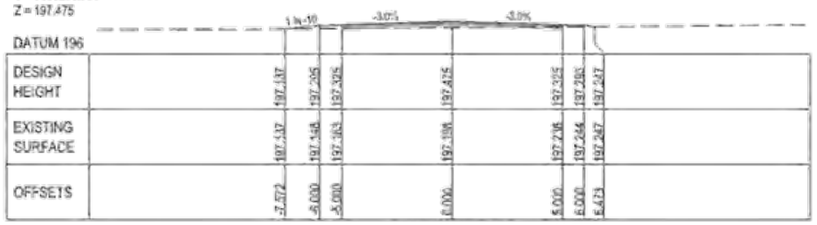

CHAINAGE 120

MC01
X = 226033.268
Y = 7053237.481
Z = 197.421

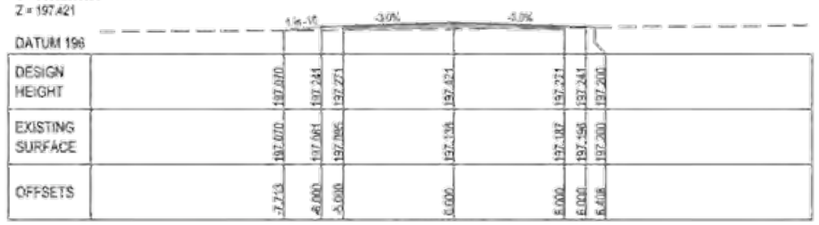

CHAINAGE 135

Date Printed: 17/06/2026 15:07:23 M-Files ID: 23537
02/2023)

Rev.	Revision Description	By	Date
B	ISSUED FOR CONSTRUCTION	MM	17/06/2026
A	ORIGINAL ISSUE	HW	20/04/2026

GBA CONSULTING ENGINEERS
Barcaldine
Emerald | Rockhampton | Toowoomba
Email: admin@gbaengineers.com.au

Drawn: Hunter Williams
Designed: Hunter Williams
Checked: Sergio Rangel
Survey: GBA Consulting Engineers

APPROVED FOR CONSTRUCTION
Date: 17 June 2026

Client: QUILPIE SHIRE COUNCIL
Project: QUILPIE INDUSTRIAL SUBDIVISION
Title: ANNOTATED CROSS SECTIONS (SHEET 5 OF 6)

Category: SUBDIVISIONS
Drawing No. 250238-1/10
Rev. B
Units: m (UNO)
Scale: 1:250
Size: A3

MC01
X = 226008.291
Y = 7053238.730
Z = 197.333

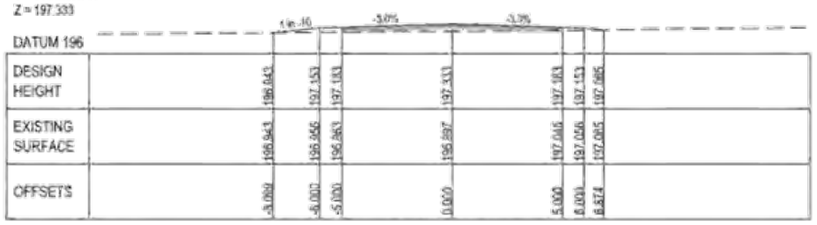

CHAINAGE 160

MC01
X = 225998.181
Y = 7053238.336
Z = 197.290

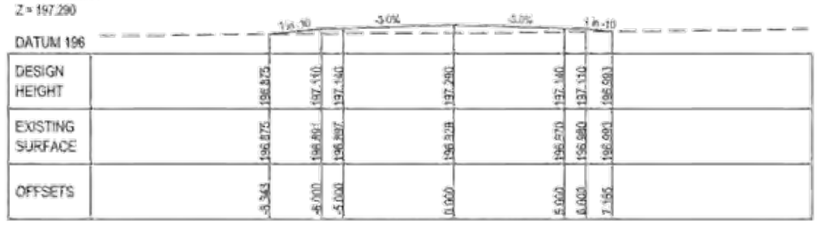

CHAINAGE 172.125

MC01
X = 226013.285
Y = 7053238.480
Z = 197.350

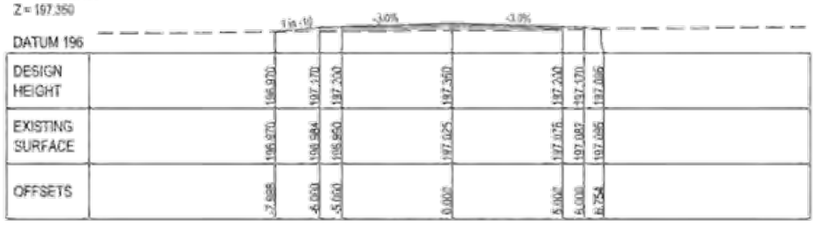

CHAINAGE 155

MC01
X = 225998.304
Y = 7053238.230
Z = 197.297

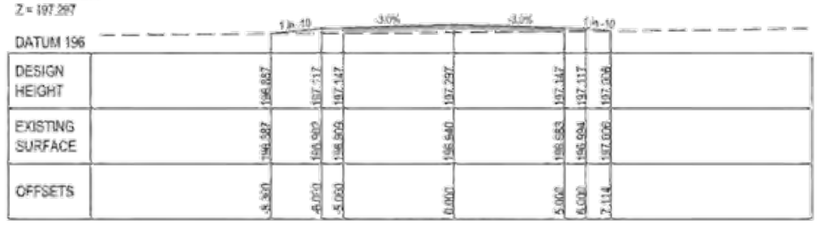

CHAINAGE 170

MC01
X = 226018.279
Y = 7053238.230
Z = 197.368

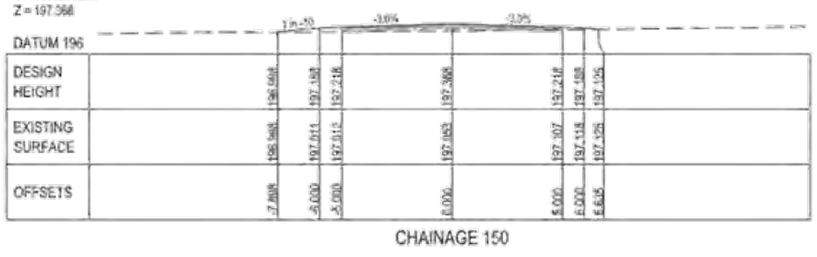

CHAINAGE 150

MC01
X = 226003.297
Y = 7053238.980
Z = 197.315

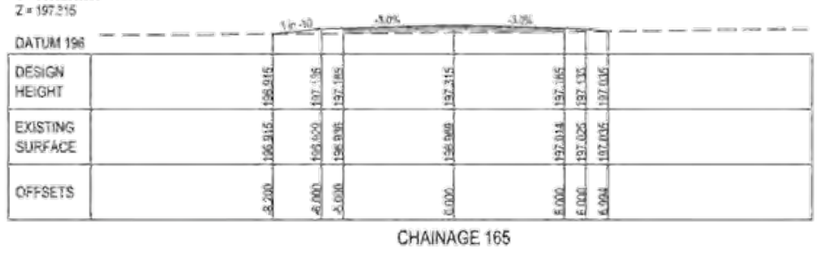

CHAINAGE 165

Rev.	Revision Description	By	Date
B	ISSUED FOR CONSTRUCTION	MM	17/06/2026
A	ORIGINAL ISSUE	HW	20/04/2026

GBA CONSULTING ENGINEERS
Barcaldine
Emerald | Rockhampton | Toowoomba
Email: admin@gbaengineers.com.au

Drawn: Hunter Williams
Designed: Hunter Williams
Checked: Sergio Rangel
Survey: GBA Consulting Engineers

APPROVED FOR CONSTRUCTION
Date: 17 June 2026

Client: QUILPIE SHIRE COUNCIL
Project: QUILPIE INDUSTRIAL SUBDIVISION
Title: ANNOTATED CROSS SECTIONS (SHEET 6 OF 6)

Category: SUBDIVISIONS
Drawing No. 250238-1/11
Rev. B
Units: m (UNO)
Scale: 1:250
Size: A3

Date Printed: 17/06/2026 15:07:28 M-Files ID: 23537

14.2 DA05 25-26 - PRELIMINARY APPROVAL (INCLUDING A VARIATION REQUEST UNDER SECTION 50(3) OF THE PLANNING ACT 2016) FOR A MATERIAL CHANGE OF USE TO ESTABLISH AN UNDEFINED USE (AIR SERVICES – AIRCRAFT HANGARS AND HANGAR LEASE AREA) AND RECONFIGURING A LOT – DIVIDING LAND INTO PARTS BY AGREEMENT AT DIAMANTINA DEVELOPMENT ROAD, QUILPIE (LOT 38 ON NK69)

IX: 281462

Author: Dominique Wells, Records Officer

Authorisors: Mwewa Chisenga, Deputy Director of Corporate Services

Sharon Frank, Director Corporate Services

Julie Reitano, Acting Chief Executive Officer

Attachments:
1. DA05 25-26 - Quilpie Airport Variation Scheme Document.pdf
2. DA05 25-26 - Revised Survey Plan.pdf
3. DA05 25-26 - SARA Response.pdf

SUMMARY

Applicant: Quilpie Shire Council

Owner: Quilpie Shire Council

Proposal: Preliminary Approval (Including A Variation Request Under Section 50(3) Of the Planning Act 2016) For A Material Change of Use to Establish an Undefined Use (Air Services – Aircraft Hangars and Hangar Lease Area) And Reconfiguring a Lot – Dividing Land into Parts by Agreement at Diamantina Development Road, Quilpie

Location: Lot 38 on NK69

KEY OUTCOME

Key Outcome:	4.	Development
Key Initiative:	4.1	Planning and building

EXECUTIVE SUMMARY

Council is asked to consider and decide an application for a Preliminary Approval (including a Variation Request under section 50(3) of the *Planning Act 2016*) for a Material Change of Use to establish an Undefined Use (Air Services – Aircraft Hangars and Hangar Lease Area) and Reconfiguring a Lot – Dividing land into parts by agreement at Diamantina Development Road, Quilpie (Lot 38 on NK69). The applicant is Quilpie Shire Council, owner of the Quilpie Airport.

The development is subject to Impact assessment and must be assessed against the assessment benchmarks specified in Section 45 of the *Planning Act 2016*, to the extent relevant, and any matter prescribed by regulation. The Development Assessment Rules set out the procedural requirements that Council must follow in the development assessment process. Pursuant to s.60(3) and s.61(3) of the *Planning Act 2016* (Qld), Council must decide whether to approve the proposal in full or in part, whether to impose conditions or to refuse the application.

The application has been assessed against the applicable assessment benchmarks, being the relevant provisions of the Quilpie Shire Planning Scheme. The proposal is generally consistent with the relevant assessment benchmarks.

Approval is recommended subject to conditions addressing compliance with relevant servicing and engineering standards and amenity protection.

RECOMMENDATION

That Council, as assessment manager for development application DA05 25-26 made by Quilpie Shire Council for land at Diamantina Development Road, Quilpie (Lot 38 on NK69):

1. Approve, under s 60(3)(b) of the *Planning Act 2016*, a preliminary approval for a material change of use to establish an undefined use (air services: aircraft hangars and hangar lease area), including approving under s 61(3)(a)(i) of that Act all variations sought in the variation request, subject to the conditions in Table 1.
2. Approve, under s 60(3)(b) of the *Planning Act 2016*, a development permit for reconfiguring a lot (dividing land into parts by agreement), subject to the conditions in Table 2.
3. Include the general advice in Table 3 in the decision notice.

Conditions

Table 1 Approved conditions - variation request

No	Category	Condition
1	**Affected Area**	The area affected by the preliminary approval – variation request is the entirety of Lot 38 on NK69.
2	**Variation Scheme Document**	All future development of the affected area must be undertaken in accordance with the provisions of the approved Quilpie Airport Variation Scheme Document, version 3, dated 28 August 2026.
3	**Variation Scheme Document**	Where the Variation Scheme document is 'silent' on a particular issue, the provisions contained within the Quilpie Shire Planning Scheme 2018 will take effect.

Table 2 Approved conditions - Development Permit - reconfiguring a lot

No	Category	Condition
1	**General**	The approved development is a Reconfiguring a Lot – Dividing land into parts by agreement) as shown on the approved plans.
2	**General**	Complete and maintain the approved development as follows: a. in accordance with development approval documents; and b. strictly in accordance with those parts of the approved development that have been specified in detail by the Council unless the Council agrees in writing that those parts will be adequately complied with by amended specifications.
3	**Compliance**	Unless otherwise stated, all conditions must be complied with prior to the Council endorsing the relevant Survey Plan
4	**Approved Plans**	All works and operations are to be carried out generally in accordance with the approved plans listed in the following table. Where the approved plans conflict with the Assessment Manager's conditions, the Assessment Manager's conditions shall take precedence. **Plan Number** | **Plan name** | **Date** DP323810 | Please of Leases A, & E-L in Lot 38 on NK69 | 24/03/2025
5	**Services Provision**	Each lease lot must be connected to Council's reticulated water supply system in accordance with the applicable Water Services Association of Australia (WSAA) publication, at no cost to Council.

No	Category	Condition
6	**Services Provision**	Each lease lot must be connected to Council's reticulated sewerage disposal system in accordance with the applicable Water Services Association of Australia (WSAA) publication at no cost to Council.
7	**Services Provision**	Any connection to or works associated with Council's sewerage infrastructure must be completed by a qualified plumber/drainlayer under Council supervision. No works are to be undertaken on Council sewerage infrastructure without first obtaining the express permission of Council.
8	**Services Provision**	An electricity supply must be made available to each lease lot. This supply must be in accordance with the relevant standards of the electricity distributor. ***Note:*** *Confirmation that an electricity supply is available, and network connections can be made to all new lots from the electrical provider will be required prior to endorsement of the plan of survey.*
9	**Services Provision**	Where it is necessary for existing reticulated infrastructure networks to be extended to provide the required service connections to the approved lots, such works will require development approval for Operational Works or must otherwise be completed by private works agreement with Council.
10	**Services Provision**	Any conflicts associated with proposed and existing services shall be forwarded by the developer to the appropriate controlling authority for approval for any proposed changes.
11	**Stormwater Drainage**	Stormwater runoff from the site must not adversely impact on flooding or drainage of properties or roads that are upstream, downstream or adjacent to the site as a result of the development.
12	**Stormwater Drainage**	Discharge of stormwater runoff from the development shall drain freely in all cases, and no nuisance of ponding is to be created as a result of the development.
13	**Access and roads**	The leaseholder is responsible for the construction and maintenance of crossovers from the road carriageway to the property boundary and all internal vehicle access ways, and for obtaining any approvals that may be required and for complying with the applicable designs and standards.
14	**Access and roads**	Suitable access must be designed and constructed from the internal road network to the lease boundary. The developer is responsible for obtaining any approvals that may be required and for complying with the applicable designs and standards.
15	**Protection of Infrastructure**	The developer is responsible for locating and protecting any Council and public utility services, infrastructure and assets. Any damage to existing infrastructure (road pavement, existing underground assets, etc.) attributable to the development, shall be immediately rectified in accordance with the asset owners' requirements and specifications and to the satisfaction of the asset owners' representative(s) and at no cost to Council.
16	**No cost to Council**	All costs associated with the approved development are to be met by the developer, including costs of survey, registration, document lodgement, easement documentation preparation and plan sealing unless there is specific agreement by other parties, including the Council, to meeting those costs.

Table 3 General advice

No	Category	Condition
(a)	**Relevant Planning Scheme**	The relevant planning scheme for this development is the Quilpie Shire Planning Scheme. All references to the 'Planning Scheme' and 'Planning Scheme Schedules' within these conditions refer to this planning scheme.
(b)	**Future Permits**	A development permit for a Material Change of Use will be required for any activity or development on the approved lot(s) that does not comply with the accepted development criteria in the approved Variation Scheme Document.

No	Category	Condition
(c)	**Duty of Care**	All Aboriginal Cultural Heritage in Queensland is protected under the *Aboriginal Cultural Heritage Act 2003* and penalty provisions apply for any unauthorised harm. Under the legislation a person carrying out an activity must take all reasonable and practicable measures to ensure the activity does not harm Aboriginal Cultural Heritage. This applies whether or not such places are recorded in an official register and whether or not they are located in, on or under private land. The developer is responsible for implementing reasonable and practical measures to ensure the Cultural Heritage Duty of Care Guidelines are met and for obtaining any clearances required from the responsible entity.
(d)	**Currency Period**	**Variation Approval** The variation approval lapses to the extent the development is not completed within 5 years after the approval starts to have effect.
(e)	**Currency Period**	**Development Permit** This approval lapses if a plan for the reconfiguration is not given to the Council within four (4) years of the approval taking effect.
(f)	**Currency Period**	**Development Permit** The plan for the reconfiguration must be duly signed by the registered proprietor of the land and the surveyor and submitted to Council for approval in a form acceptable to Council within the relevant period.
(g)	**Environmental harm**	The *Environmental Protection Act 1994* states that a person must not carry out any activity that causes, or is likely to cause, environmental harm unless the person takes all reasonable and practicable measures to prevent or minimise the harm. Environmental harm includes environmental nuisance. In this regard, persons and entities involved in the operation of the approved works are to adhere to their 'general environmental duty' to minimise the risk of causing environmental harm to adjoining premises.
(h)	**Necessary Permits**	It is the responsibility of the developer to obtain all necessary permits and submit all necessary plans to the relevant authorities for the approved use.
(i)	**Future changes**	In completing an assessment of the proposed development, council has relied on the information submitted in support of the development application as true and correct. Any change to the approved plans and documents may require a new or changed development approval. it is recommended that the applicant contact council for advice in the event of any potential change in circumstances.

BACKGROUND

On 22 January 2026, Council received a properly made development application from Quilpie Shire Council, represented by Precinct Urban Planning, for the Quilpie Airport site at Diamantina Development Road, Quilpie (Lot 38 on NK69).

During public notification, the current leaseholder at Quilpie Airport made a submission, and the applicant revised the plans to address the matters raised. The State Assessment and Referral Agency (SARA), as concurrence agency, assessed the application and approved it with no requirements (Attachment 3). The *Planning Act 2016*, the *Planning Regulation 2017* and the Quilpie Shire Planning Scheme govern the application.

This report presents the assessment of the application against the applicable assessment benchmarks of the Quilpie Shire Planning Scheme and recommends that approval be granted subject to conditions.

REPORT

Site characteristics

The site contains the Quilpie Airport and its associated infrastructure and sits within the Rural Zone under the Quilpie Shire Planning Scheme. It has frontages to Diamantina Development Road on the

southern boundary and Cemetery Road on the western boundary. Figure 1 shows the site and surrounding lots.



Figure 1 Locality plan

The proposal

Variation scheme. The proposal seeks a preliminary approval, including a variation request under s 50(3) of the *Planning Act 2016*, to reduce the level of assessment for airport related development and adopt a standardised hangar design for each future lease lot.

The Variation Scheme Document (Attachment 1) establishes the framework for development that will support the Quilpie Airport. Its purpose is to encourage public and private investment in air services, aircraft hangars and associated aviation infrastructure by streamlining land use assessment for uses and other development consistent with, and complementary to, the intended use and development of the airport.

Figure 2 shows the standardised hangar design, and Figure 3 shows its elevations. The Variation Scheme Document supports the preliminary approval by setting out the planning scheme provisions it varies, the relevant definitions and the other design requirements for assessing future development.

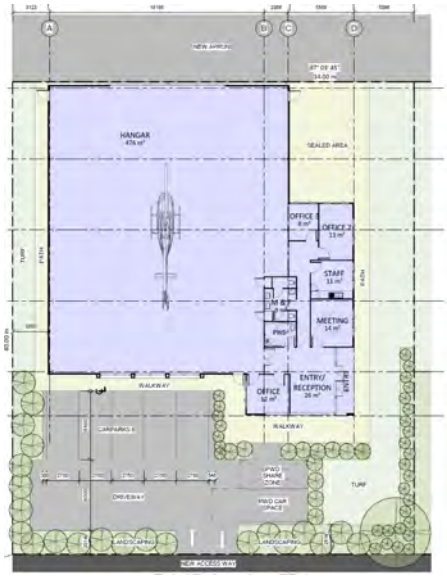

Figure 2 Standardised hangar design

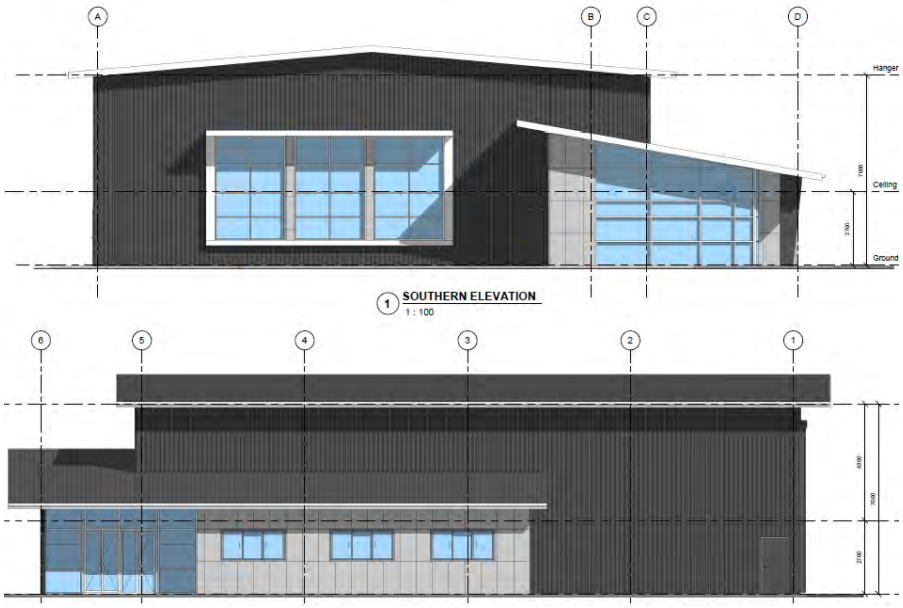

Figure 3 Standardised hangar elevations

Reconfiguring a lot. The development permit would divide the existing airport site into nine new long-term lease parcels, with the Variation Scheme Document regulating their use. The lease areas range from 1,200 m² to 1,336 m², and each is designed to fit the standardised hangar. Figure 4 shows the proposed layout.



Figure 4 Lease layout plan

The proposed lots do not comply with the minimum lot size and frontage requirements for lots in the Rural Zone. However, the proposal is for long-term leases only and does not permanently fragment the land.

Access to all proposed lease lots will be via a new two-way access road constructed within the Airport lot. All lots will be connected to available water and sewerage services, via separate connections.

Assessment

The application has two parts: a request for a variation approval, and a request for a development permit. Schedule 2 of the *Planning Act 2016* defines a variation approval as "the part of a preliminary approval for premises that varies the effect of any local planning instrument in effect for the premises". The development permit seeks to reconfigure the site by creating new lease lots.

Level of assessment

Under Table 5.6.1 of the Quilpie Shire Planning Scheme, reconfiguring a lot is code assessable in all zones. However, the *Planning Act 2016* makes a variation request impact assessable, so the development in its entirety is subject to impact assessment.

Under s 45(5) of the *Planning Act 2016*, an impact assessment is an assessment that:

(a) must be carried out—

(i) against the assessment benchmarks in a categorising instrument for the development; and

(ii) having regard to any matters prescribed by regulation for this subparagraph; and

(b) may be carried out against, or having regard to, any other relevant matter, other than a person's personal circumstances, financial or otherwise.

The assessment benchmarks for this application are:

- the Regional Plan (i.e. South West Regional Plan);
- the State Planning Policy; and
- the Quilpie Shire Planning Scheme.

Regional Plan

The South West Regional Plan is a statutory instrument intended to assist in managing change and shaping the prospects of rural communities in the South West region. The regional plan sets out desired regional outcomes, which identify aspirations for the region.

The *Quilpie Shire Planning Scheme*, specifically the strategic framework, appropriately advances the *South West Regional Plan 2009* as it applies in the planning scheme area. Despite this, the *Planning Regulation 2017* requires that Impact assessable applications be assessed against the relevant regional plan (irrespective of whether the planning scheme appropriately reflects the regional plan).

The proposed development is considered to comply with the desired outcomes specified in the Regional Plan by supporting growth and development in the South West Region, supporting promotion of the region and improving the region's perception.

State Planning Policy

The Quilpie Shire Planning Scheme appropriately integrates all State Planning Policy matters relevant to the shire, so the proposal does not need a separate assessment against the State Planning Policy.

Quilpie Shire Planning Scheme

The Quilpie Shire Planning Scheme applies to the assessment of this application. The relevant parts of the scheme are:

- the strategic framework;
- Part 6, Zone Codes: Part 6.2.2, Rural Zone Code; and
- Part 7, Development Codes: Part 7.3.1, General Development Code, and Part 7.4.2, Reconfiguring a Lot Code.

Strategic framework

The strategic framework sets the policy direction for the planning scheme and forms the basis for ensuring appropriate development occurs in the planning scheme area for the life of the planning scheme.

For the purpose of describing the policy direction for the planning scheme, the strategic framework is structured in the following way:

(a) the strategic intent, Encouraging Prosperity in the Shire

(b) the following themes that collectively represent the policy intent of the scheme:

i. encouraging economic growth;
ii. supporting rural and small-town living;
iii. avoiding impacts of natural and other hazards;
iv. safeguarding our environment and heritage; and
v. providing appropriate infrastructure.

Although each theme has its own section, the strategic framework in its entirety represents the policy intent of the planning scheme. An assessment of the proposed development against the strategic themes of the Quilpie Shire Planning Scheme is provided in the table below:

Table 4 Assessment against the strategic framework themes

Theme	Response
Encouraging economic growth	The proposal supports the role of Quilpie as a key southwestern service centre. The development promotes the growth of Air Services industries by providing land and a simplified application process to support growth at the Quilpie Airport. The development can support key industries in the region, including resources, tourism and agriculture.
Supporting rural and small town living	The development is considered to support Quilpie as the key service centre within the region. The development will not impact the viability of the Airport, ensuring all existing commercial flights can continue, while promoting additional private investment into the Airport infrastructure. The establishment of Air Services uses at the Airport site also ensures adequate separation to residential land uses.
Avoiding the impacts of natural and other hazards	The development site is not mapped as being affected during natural hazard events.
Safeguarding our environment and heritage	The development footprint is not mapped as containing any areas of heritage or ecological significance.
Providing appropriate infrastructure	The proposed development supports private investment at the Quilpie Airport while protecting the airport from incompatible land uses. The proposed variation scheme will not impact aircraft safety at the Quilpie Airport.

Rural Zone Code (Part 6.2.2)

The proposal does not comply with the Purpose and Overall Outcomes of the Rural Zone Code, as the land is not used, nor intend to be used for grazing activities. However, the conflict is considered acceptable because:

- the proposal is for an expansion of the services available at the existing Quilpie Airport and does not result in the alienation or fragmentation of rural land;
- the proposal will maintain the character and amenity of the site as it is currently developed;
- the development will not affect the viability of the stock route network or extractive resources;
- the site is not mapped as containing any matters of biodiversity value.

The proposed development has also been assessed against the Performance and Acceptable Outcomes of the Rural Zone Code. The proposed development complies with all relevant assessment benchmarks, with exceptions outlined below:

Table 5 Rural Zone Code, outcomes not met

Performance outcome	Acceptable outcome	Assessment and response
PO1: Proposed uses established in the Rural Zone do not conflict with existing rural land uses or the natural, scenic and community values of the area.	AO1: No acceptable outcome provided.	The proposal intensifies air services uses in the Rural Zone. Although it is not a rural use, it does not conflict with existing rural land uses in the locality. The site has an existing lawful use, and intensifying development on the site does not conflict with the natural and community values of the broader Rural Zone in the shire.

General Development Code (Part 7.3.1)

The proposed development complies with the Purpose and Overall outcomes of the General Development Code because:

- the proposal will not adversely affect areas of ecological significance;
- the proposal includes a safe and efficient site layout that complements the Shire's unique building design character;
- the hangars will be connected to appropriate levels of servicing infrastructure;
- each hangar layout provides access around buildings, and areas for parking and manoeuvring within each lease lot; and
- it does not adversely affect the functioning of the Quilpie Airport.

The proposed development has also been assessed against the Performance and Acceptable Outcomes of the General Development Code. The proposal complies with all relevant assessment benchmarks, with exceptions outlined below.

Table 6 General Development Code, outcomes not met

Performance outcome	Acceptable outcome	Assessment and response
PO4: New buildings or structures present a traditional façade to the street.	**AO4** Except where in the Quilpie commercial and industrial precincts, at least three of the four elements below must be incorporated into the façade of new buildings: • verandas or porches; • awnings and shade structures; • variations to the roof and building lines; • a range of building materials, matching prevailing materials in neighbouring buildings.	**Alternative Solution** The subject site is located in the Rural Zone. The proposed hangars do not include three of the four building elements. Despite the zoning, the nature of the existing use on site and the proposed buildings is more consistent with the Industrial Precinct. The standardised hangar design achieves a high quality built form and is considered acceptable in the context of the site.

Reconfiguring a Lot Code (Part 7.4.2)

The proposed development complies with the Purpose and Outcomes of the General Development Code because;

- the proposal creates long-term lease lots and does not result in the permanent fragmentation of Rural land.

- the proposed lease lots have been designed to achieve the intended use.
- the lots are not mapped as being affected during natural hazard events.
- the proposal is intended to strengthen the Shire's economy by promoting private investment at the Quilpie Airport.

The proposed development has also been assessed against the Performance and Acceptable Outcomes of the Reconfiguring a Lot Code. The proposed development complies with all relevant assessment benchmarks, with exceptions outlined below:

Table 7 Reconfiguring a Lot Code, outcomes not met

Performance outcome	Acceptable outcome	Assessment and response
PO3 The proposed lots are of a size and dimension to meet the outcomes for development in the zones and precincts in respect of: • preserving land for agriculture and animal production in the Rural Zone; • achieving a safe and pleasant residential environment; • consistent with the nature and layout of existing subdivision patterns; and • providing a variety of lot sizes for residential living, industry and commerce.	**AO3** Allotment dimensions comply with Table 7.4.2.2.	**Alternative Solution** The proposed lots are significantly smaller than the minimum lot size specified for the Rural Zone. However, the proposed lots are not a permanent fragmentation of the land and preserve Rural land outside the site. The proposed layout is consistent with the nature and layout of Airport development on the site.

Conclusion

On the basis of the assessment above, the proposal is generally consistent with the applicable assessment benchmarks of the Quilpie Shire Planning Scheme. The appropriate outcome is that Council approve the preliminary approval, including all the variations sought, and the development permit, subject to conditions.

CONSULTATION (Internal/External)

Party	Nature of consultation	Outcome
Records Officer — Author	Preparation of this report.	Report prepared and submitted for authorisation.
Director Corporate Services	Report authorisation. Review of assessment and recommendation.	Report reviewed and authorised.
Acting Chief Executive Officer	Report authorisation. Confirmation of Council's role as Concurrence Agency and the assessment outcome.	Report authorised for tabling.
Acting Senior Town Planner, Maranoa Regional Council	Contract planning services. Assessment of the proposal against the Planning Scheme assessment benchmarks.	Confirmed the assessment as consistent with the Quilpie Shire Planning Scheme and reviewed and endorsed the conditions.
Jack Tully – Submitter	Received notice during Public Notification. Made a submission to the development application.	Submission acknowledged and plans revised to address the matters raised.
State Assessment and Referral Agency	Concurrence agency	Application assessed and approved with no requirements.

INTERESTED PARTIES

Jack Tully – current leaseholder at Quilpie Airport and submitter to the application.

Note: Council officers identify interested parties on a best endeavours basis, and the list may not be exhaustive.

LEGISLATION / LEGAL IMPLICATIONS

Section 50(3) of the *Planning Act 2016* allows a development application for a preliminary approval to include a variation request. The application seeks a preliminary approval that includes a variation request to vary the Quilpie Shire Planning Scheme for the airport site through the Variation Scheme Document.

Section 45(5) of the *Planning Act 2016* requires an impact assessment to be carried out against the assessment benchmarks in a categorising instrument and having regard to any matters prescribed by regulation. The Report assesses the proposal against the South West Regional Plan, the State Planning Policy and the Quilpie Shire Planning Scheme, which are the applicable benchmarks.

The Quilpie Shire Planning Scheme is the local categorising instrument that makes reconfiguring a lot and a material change of use for an undefined use assessable development. Council assessed the proposal against its relevant provisions, and the assessment shows the proposal is generally consistent with them. Given the existing lawful use of the site and the content of the Variation Scheme Document, the development is consistent with community expectations for the site. The conditions protect the amenity of the surrounding area and ensure the development is adequately serviced.

Section 61(2) requires Council, when assessing a variation request, to consider the result of the assessment of the rest of the application, the consistency of the variations with the rest of the planning scheme, and the effect of the variations on submission rights for later applications. The assessment of the reconfiguration found it generally consistent with the benchmarks, and the variations apply only to the airport site and defer to the planning scheme where the Variation Scheme Document is silent (Table 1, condition 3). Because the variations reduce the level of assessment for future airport development, later applications that comply with the Variation Scheme Document will not attract submission rights. The application included the standardised hangar design and elevations, so submitters could see during public notification the development the variations would allow.

Section 60(3) requires Council, for an impact assessable application, to approve all or part of the application, approve it subject to conditions, or refuse it. Section 61(3) requires Council to approve all or some of the variations sought, approve different variations, or refuse them. The recommendation approves the development subject to conditions under s 60(3)(b) and all the variations sought under s 61(3)(a)(i).

Appeal rights

Pursuant to s.229 of the *Planning Act 2016*, the applicant may appeal a decision of Council as Assessment Manager to the Planning and Environment Court. The assessment in this report demonstrates that the recommended approval with conditions is consistent with the applicable planning scheme assessment benchmarks. The risk of a successful appeal against the recommended decision is assessed as Low.

Conflict of Interest

The reporting officer declares no conflict of interest about any matter in this report.

POLICY IMPLICATIONS

No Council policy sets requirements for this assessment, because s 45 of the *Planning Act 2016* and the Quilpie Shire Planning Scheme govern it, as the Report and Legislation sections set out.

FINANCIAL AND RESOURCE IMPLICATIONS

This decision involves no direct expenditure. The conditions require the developer to meet all costs of the approved development. Development of the site, including registering the lease titles, is subject to a separate budget decision of Council (as the developer).

Council meets any cost of the Maranoa Regional Council planning assessment, a government-to-government arrangement, within its existing operational budget for planning and development assessment.

ASSET MANAGEMENT IMPLICATIONS

This decision affects the Quilpie Airport (Lot 38 on NK69), a Council asset that contains the airport and its associated infrastructure. The decision uses the airport land to create nine long-term lease areas and provides for a new two-way access road within the airport lot and separate water, sewerage and electricity connections to each lease lot. It does not dispose of the land: the lease areas are long-term leases, and Council retains ownership of the lot.

The conditions limit the whole-of-life cost to Council. The developer must connect each lease lot to Council's water and sewerage systems and provide electricity at no cost to Council (Table 2, conditions 7, 8 and 10). Leaseholders must build and maintain crossovers and internal accessways (condition 15), and the developer must build access from the internal road network to each lease boundary (condition 16). The developer must locate and protect Council infrastructure and repair any damage at no cost to Council (condition 18) and meet all costs of the development (condition 19).

Developing the site, including registering the lease titles, is subject to a separate budget decision of Council. That decision is where Council will address any new road or service assets that come under its ownership, including adding them to its asset register and long-term asset management plan.

RISK MANAGEMENT IMPLICATIONS

Risks associated with this application have been assessed in accordance with Council's Enterprise Risk Management Policy (G.11) and Risk Management Framework (G.11-A). Ratings apply Council's adopted risk matrix (Likelihood × Consequence).

Table 8 Risk register

Risk name and description	Current controls	Impacts	Likelihood	Consequence	Risk rating	Risk treatment
Appeal — applicant or third party appeals Council's decision to the Planning and Environment Court.	Council assessed the application against applicable planning scheme benchmarks. An independent assessment was undertaken. Conditions are proportionate the development.	Council incurs legal costs defending its decision. Decision may be set aside or varied by the Court.	Unlikely	Minor	Low	No additional treatment required. Maintain thorough assessment documentation. Residual risk: Low
Condition non-compliance	The approval and variation scheme includes ongoing obligations that must be complied with by future lease occupants.	Future leaseholders are responsible for achieving compliance with conditions, including any costs associated.	Unlikely	Moderate	Medium	Council, as the responsible Planning Body, can undertake compliance action if non-compliance occurs.

HUMAN RIGHTS CONSIDERATION

Section 58(1) of the *Human Rights Act 2019* makes it unlawful for Council to make a decision that is not compatible with human rights, or to fail to give proper consideration to a human right relevant to the decision. Council considered the 23 human rights the Act protects and identified three relevant to this decision:

- **Recognition and equality before the law (s 15).** The decision engages this right because Council is deciding a development application that it made itself. It is compatible with the right because an independent planner assessed the application against the same planning scheme benchmarks that apply to every applicant.
- **Property rights (s 24).** The decision engages this right because it governs how land at the airport may be used and creates lease areas that future leaseholders will occupy. It is compatible with the right because the owner made the application, and the approval allows productive use of the land in accordance with law.
- **Cultural rights: Aboriginal peoples and Torres Strait Islander peoples (s 28).** Council considered this right because the decision concerns land in Quilpie Shire, the ancestral home of the Mardigan, Boonthamurra, Bidjara, Wongkumara and Kullili peoples. It found the right is not engaged, because the site has no identified connection to Aboriginal or Torres Strait Islander cultural heritage. The general advice in Table 3 reminds the developer of the duty of care under the *Aboriginal Cultural Heritage Act 2003*.

The decision is compatible with human rights under s 8, because it does not limit any human right.

precinct
URBAN PLANNING





VARIATION SCHEME DOCUMENT (VSD)

Preliminary Approval – Variation Request - s50 *Planning Act 2016*

QUILPIE AIRPORT VARIATION SCHEME

VARIATION SCHEME DOCUMENT (Version 3)

28 August 2026

TOOWOOMBA | IPSWICH
workable planning solutions
www.precinctplan.com.au

precinct URBAN PLANNING

TABLE OF CONTENTS

1.0 INTRODUCTION 3

2.0 APPLICATION 3

3.0 PURPOSE 5

3.1 General 5

3.2 Precincts / Areas 5

3.2.1 Precinct Structure 5

3.2.2 Planning Intent and Outcomes – Quilpie Airport Variation Scheme Area 6

3.3 Partial or Staged Development 7

4.0 ASSESSMENT TABLES 8

5.0 ASSESSMENT BENCHMARKS 9

5.1 Code Applicability 9

6.0 DEFINITIONS 9

APPENDIX A – QUILPIE AIRPORT - STANDARDISED HANGAR DESIGN PLANS 10

APPENDIX B – HANGAR LEASE AREA PLAN 11

precinct URBAN PLANNING

1.0 INTRODUCTION

1.1 The following document comprises the "Quilpie Airport Variation Scheme", herein referred to as the "**Variation Scheme**". These provisions form part of a Preliminary Approval including a Variation Request pursuant to section 50(3) of the *Planning Act 2016* (the Act).

1.2 The Variation Scheme is structured as follows:

1.0 Introduction
2.0 Application
3.0 Purpose
4.0 Assessment Tables
5.0 Assessment Criteria
6.0 Definitions

2.0 APPLICATION

2.1 The Variation Scheme applies to the Quilpie Airport Variation Scheme Area (VSA) being that land described as Lot 38 NK69 located on Diamantina Development Road, Quilpie. The Variation Scheme Area is identified on **Figure 1 – Quilpie Airport Variation Scheme Area.**

FIGURE 1 - QUILPIE AIRPORT VARIATION SCHEME AREA



2.2 To remove any doubt, in the event that any inconsistency exists between the provisions of the Variation Scheme and the *Quilpie Shire Planning Scheme 2018* (the provisions of the Variation Scheme prevail.

2.3 The provisions of the *Quilpie Shire Planning Scheme 2018* prevail in the absence of an equivalent provision in the Variation Scheme.

2.4 In accordance with the intent of the *Planning Act 2016*, the assessment provisions applicable to the land under this Variation Scheme are fully self-contained within the Preliminary Approval issued. To remove any doubt, the extent to which the provisions of a future planning scheme conflict with the provisions of the Variation Scheme, the provisions of the Variation Scheme will prevail.

2.5 To remove any doubt, a reference to an assessment benchmark or other planning provision is a reference to the assessment benchmarks and provisions of the *Quilpie Shire Planning Scheme 2018* and those assessment benchmarks and provisions will continue to apply despite any subsequent amendment to those assessment benchmarks and provisions, the planning scheme or any planning instrument.

3.0 PURPOSE

3.1 GENERAL

3.1.1 The Variation Scheme is associated with a development application for Preliminary Approval including a Variation Request pursuant to section 50(3) of the *Planning Act 2016*.

3.1.2 This Variation Scheme outlines a Planning Act compliant assessment framework for the integrated planning and development of the Quilpie Airport Variation Scheme Area.

3.1.3 In accordance with section 50(3) of the Planning Act 2016, this Variation Scheme seeks to:

(a) Vary the assessment status of development by stating that development is—

(i) Assessable development requiring code or impact assessment; or

(ii) Accepted development; and

(b) Identifying assessment benchmarks applicable to the assessment of development.

3.2 PRECINCTS / AREAS

3.2.1 PRECINCT STRUCTURE

3.2.1.1 For the purposes of this Preliminary Approval including a Variation Request pursuant to section 50(3) of the *Planning Act 2016*, the provisions of the Rural Zone applying to the Quilpie Airport Variation Scheme Area (VSA) under the *Quilpie Shire Planning Scheme 2018* are varied in accordance with this Variation Scheme.

3.2.1.2 The Variation Scheme Area is included wholly within the Rural Zone (Airport Precinct) as illustrated in **Figure 1**. The provisions of this Variation Scheme Document (VSD) apply uniformly to the Variation Scheme Area.

3.2.1.3 The purpose of the variation scheme is to provide an incentive for public and private investment in air services, aircraft hangars and associated aviation related infrastructure, by streamlining land use assessment provisions for uses (and other development) consistent and complementary with the intended use and development of the Quilpie Airport for Air Service and aviation related activities.

3.2.1.4 In respect of the Quilpie Airport Variation Scheme Area, the Variation Scheme includes and adopts:

(a) the use definition of **"Air Service"** as defined under Schedule 24 of the Planning Regulation 2017 as amended[1];

---

[1] "***air service*** *means the use of premises for—*

(a) the arrival or departure of aircraft; or

(b) housing, servicing, refuelling, maintaining or repairing aircraft; or

(c) the assembly and dispersal of passengers or goods on or from an aircraft; or

(d) training and education facilities relating to aviation (in accordance with a Land Management Plan if required); or

(e) aviation facilities; or

(f) an activity that—

(i) is ancillary to an activity or facility stated in paragraphs (a) to (e); and

(ii) directly services the needs of aircraft passengers. Examples of an air service— airport, air strip, helipad"

(b) the Quilpie Airport site (Lot 38 NK69) within the "**Rural Zone (Airport Precinct)"**

(c) assessment provisions which vary the **Assessment status of development for the use of "Air Service"**

3.2.1.5 The purpose of the Variation Scheme is to establish a regulatory framework to convey variations in preferred land use intent, assessment status of uses and other development, and the applicability or otherwise of assessment benchmarks (applicable codes).

3.2.1.6 The land use intent (or purpose) of the Variation Scheme Area, and supporting overall outcomes are outlined in Section 3.2.2.

3.2.2 PLANNING INTENT AND OUTCOMES – QUILPIE AIRPORT VARIATION SCHEME AREA

3.2.2.1 The purpose and overall outcomes of the **Quilpie Airport Variation Scheme Area** are as described in Section 6.2.2. – Rural Zone Code of the Quilpie Shire Planning Scheme 2018 that are varied as follows:

The purpose of the code will be achieved through the following outcomes:

(a) the zone primarily accommodates grazing and value-adding rural uses where they do not conflict with petroleum leases or facilities or stock routes;

(b) new small-scale tourist developments are accommodated where they:

a. are associated with and do not threaten the viability of existing rural uses;

b. assist with maintaining the viability of existing rural production enterprises;

c. support and add to the quality of experiences on the Natural Sciences Loop;

d. protect extractive resources of local and state significance and operating extractive industry from encroachment by incompatible uses;

(c) Within the Quilpie Airport Precinct

a. uses and other development complement and protect the continued safe and efficient operation of the Quilpie Airport.

b. The development of Air Services aeronautical related uses, and complementary airport related activities and infrastructure is encouraged and facilitated.

(d) new extractive industries are established only where they do not impact on the viability of existing agricultural, ***airport,*** *residential and tourist uses;*

(e) biodiversity values and ecological connectivity are protected and maintained;

(f) development is serviced with infrastructure including formal road access, and is appropriate for the level of risk associated with any flood and bushfire hazard.

precinct URBAN PLANNING

3.3 PARTIAL OR STAGED DEVELOPMENT

3.3.1 The Variation Scheme does not preclude the assessment of development proposals or development applications to develop the land in part or in stages.

precinct URBAN PLANNING

4.0 ASSESSMENT TABLES

4.1 For the purposes of this Variation Scheme, the Assessment Categories relevant to making a Material Change of Use, Reconfiguring a Lot, Building Work and Operational Work in the Quilpie Airport Variation Scheme Area are those prescribed in Part 5 Tables of Assessment of the *Quilpie Shire Planning Scheme 2018* as they relate to the Rural Zone, amended to include the additional provisions under VSD Table 1.

VSD TABLE 1 – Assessment Table Inclusion – Levels of Assessment – Material change of Use

Category of development and assessment	Use	Assessment Benchmarks for assessable development and requirements for accepted development
Accepted development		
	Air Service where: (a) for the use and development of Aircraft Hangars generally in accordance with the Quilpie Airport Standardised Hangar Design plans included in **VSD Appendix A**; AND (b) located within an Approved Hangar Lease Area identified in **VSD Appendix B**	No requirements apply
Code assessment		
	Air Service where not accepted development.	General Development Code Rural Zone Code

5.0 ASSESSMENT BENCHMARKS

5.1 CODE APPLICABILITY

5.1 For the purposes of this Variation Scheme, the Assessment Benchmarks (Applicable Codes) relevant to making a development application are those identified in in Part 5 Tables of Assessment of the as they relate to the Rural Zone as varied by VSD Table 1.

6.0 DEFINITIONS

6.1 For the purposes of this Variation Scheme, references to use definitions, clustering of use definitions and administrative definitions are consistent with Schedule 1 of the *Quilpie Shire Planning Scheme 2018 subject to the addition of the following use definition for "Air Service":-*

*"**air service** means the use of premises for—*
(a) the arrival or departure of aircraft; or
(b) housing, servicing, refuelling, maintaining or repairing aircraft; or
(c) the assembly and dispersal of passengers or goods on or from an aircraft; or
(d) training and education facilities relating to aviation (in accordance with a Land Management Plan if required); or
(e) aviation facilities; or
(f) an activity that—
(I) is ancillary to an activity or facility stated in paragraphs (a) to (e); and
(ii)directly services the needs of aircraft passengers.

Examples of an air service— airport, air strip, helipad"

precinct
URBAN PLANNING

APPENDIX A – QUILPIE AIRPORT - STANDARDISED HANGAR DESIGN PLANS

LEASE/SITE AREAS:
LEASE A: 800m² AREA
LEASE E: 1360m² AREA
LEASE F: 1360m² AREA
LEASE G: 1360m² AREA
SITE H: 1360m² AREA - FUEL STORAGE SITE
LEASE I: 1360m² AREA
LEASE J: 1360m² AREA
LEASE K: 1360m² AREA
LEASE L: 1360m² AREA

PROJECT SUMMARY
PRECINCT: RURAL ZONE

LEGEND
NEW : LEASING SITES A & E TO L
EXISTING BUILDINGS
UNSEALED ACCESS WAYS
BITUMEN ROAD/ACCESS WAYS

PROPERTY DESCRIPTION
LEASE A & E - L on Lot 38 NK69
Local Government of
QUILPIE SHIRE COUNCIL
Locality of QUILPIE

SITE BASED ON TYPICAL
1360m² LEASE SITE



GENERAL NOTES
1. DO NOT SCALE DRAWINGS
2. SETTING OUT DIMENSIONS SHALL NOT BE OBTAINED BY SCALING THE DRAWINGS. ANY SETTING OUT DIMENSIONS SHOWN ON THE DRAWINGS SHALL BE CHECKED BY THE CONTRACTOR BEFORE CONSTRUCTION
3. ALL WORKMANSHIP AND MATERIALS SHALL BE IN ACCORDANCE WITH THE REQUIREMENTS OF THE CURRENT EDITIONS INCLUDING AMENDMENTS OF THE RELEVANT SAA STANDARDS, SAA CODES OF PRACTISE, EXCEPT AS VARIED BY THE CONTRACT DOCUMENTS AND OF THE BY-LAWS OF THE LOCAL REGIONAL COUNCIL.

1 **Master Site Plan**
1 : 4000

QUILPIE SHIRE COUNCIL
DIAMANTINA DEVELOPMENT ROAD, QUILPIE QLD 4480

LBD 25-0803
AIRCRAFT HANGAR DEVELOPMENTS

00 MASTER SITE PLAN
04/11/25 | DA APPROVAL | B

Wind Rating W3 Scale As indicated A3
Scale Bar 1:100 0 2 4m

LANGTON BUILDING DESIGNS
KATIE LANGTON
0401 073 937

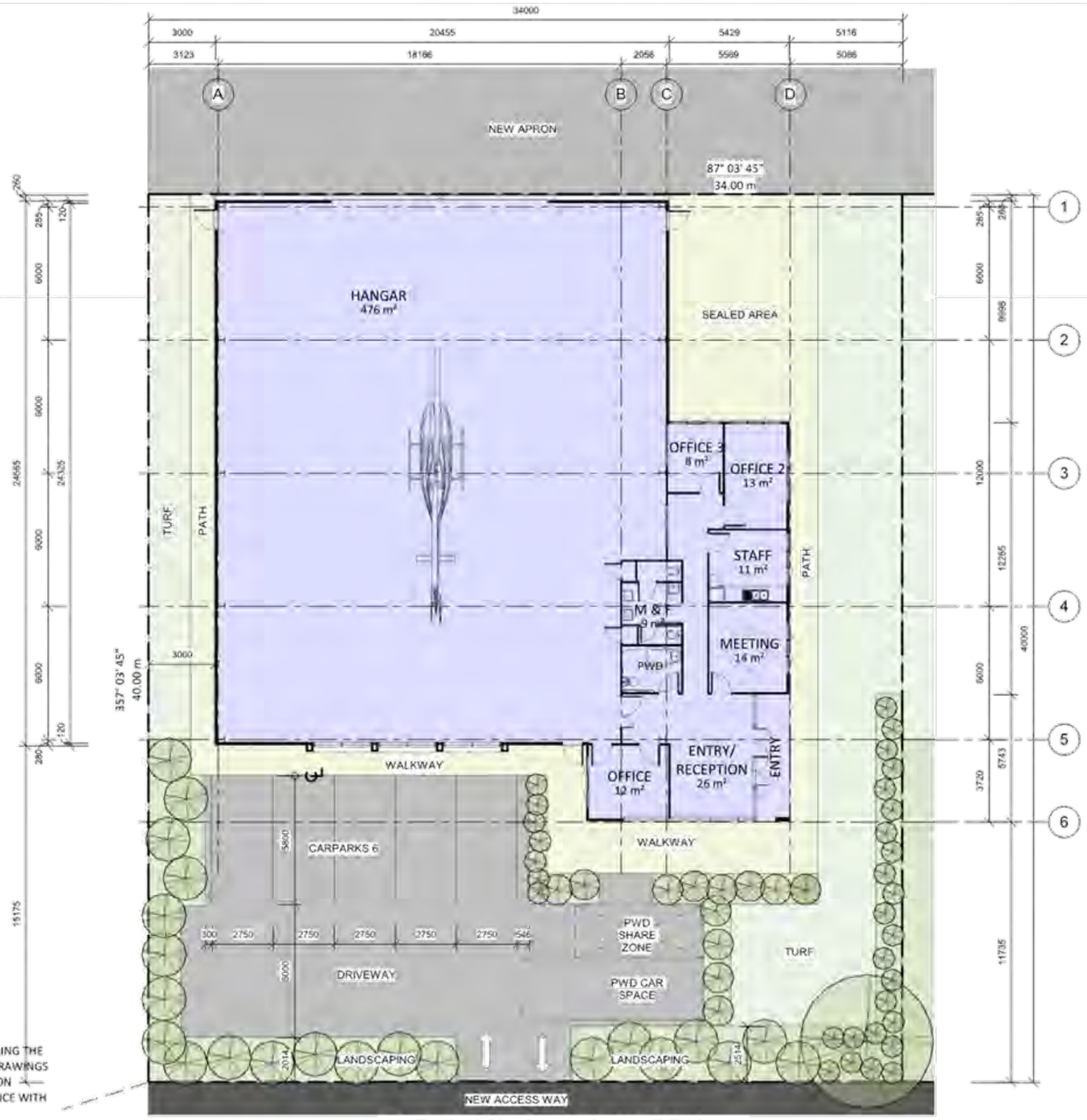

GENERAL NOTES

1. DO NOT SCALE DRAWINGS
2. SETTING OUT DIMENSIONS SHALL NOT BE OBTAINED BY SCALING THE DRAWINGS. ANY SETTING OUT DIMENSIONS SHOWN ON THE DRAWINGS SHALL BE CHECKED BY THE CONTRACTOR BEFORE CONSTRUCTION
3. ALL WORKMANSHIP AND MATERIALS SHALL BE IN ACCORDANCE WITH THE REQUIREMENTS OF THE CURRENT EDITIONS INCLUDING AMENDMENTS OF THE RELEVANT SAA STANDARDS, SAA CODES OF PRACTISE, EXCEPT AS VARIED BY THE CONTRACT DOCUMENTS AND OF THE BY-LAWS OF THE LOCAL REGIONAL COUNCIL.

PROPERTY DESCRIPTION

LEASE A & E - L on Lot 38 NK6S
Local Government o
QUILPIE SHIRE COUNCI
Locality of QUILPIE

SITE BASED ON TYPICA
1360m² LEASE SITE

1 Typical Site Layout Lease E To L
1 : 200

QUILPIE SHIRE COUNCIL DIAMANTINA DEVELOPMENT ROAD, QUILPIE QLD 4480	LBD 25-0803 AIRCRAFT HANGAR DEVELOPMENTS	01 TYPICAL SITE PLAN (LEASE E - L) 23/09/25 DA APPROVAL A	Wind Rating W3	Scale 1 : 200 A3 Scale Bar 1:100	LANGTON BUILDING DESIGNS KATIE LANGTON 0401 073 937

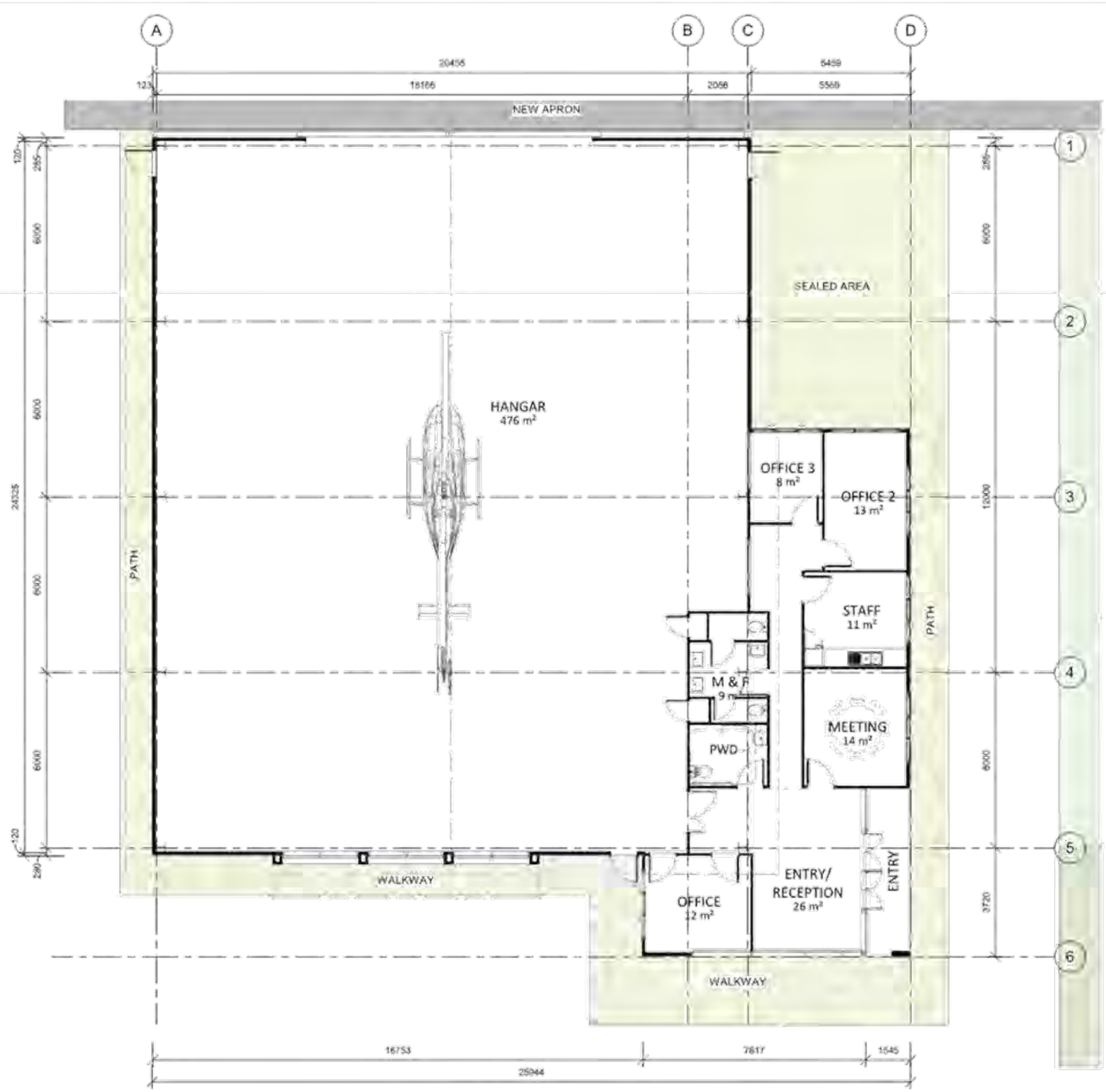

1 Floor Plan
1 : 150

AREA TABLE

ENTRY	9 m²
HANGER	487 m²
OFFICE	121 m²
Grand total	617 m²

QUILPIE SHIRE COUNCIL
DIAMANTINA DEVELOPMENT ROAD, QUILPIE QLD 4480

LBD 25-0803
AIRCRAFT HANGAR DEVELOPMENTS

10 NEW FLOOR PLAN
23/09/25 | DA APPROVAL | A

Wind Rating W3 Scale 1 : 150 A3
Scale Bar 1:100 0 2 4m

LANGTON BUILDING DESIGNS
KATIE LANGTON
0401 073 937

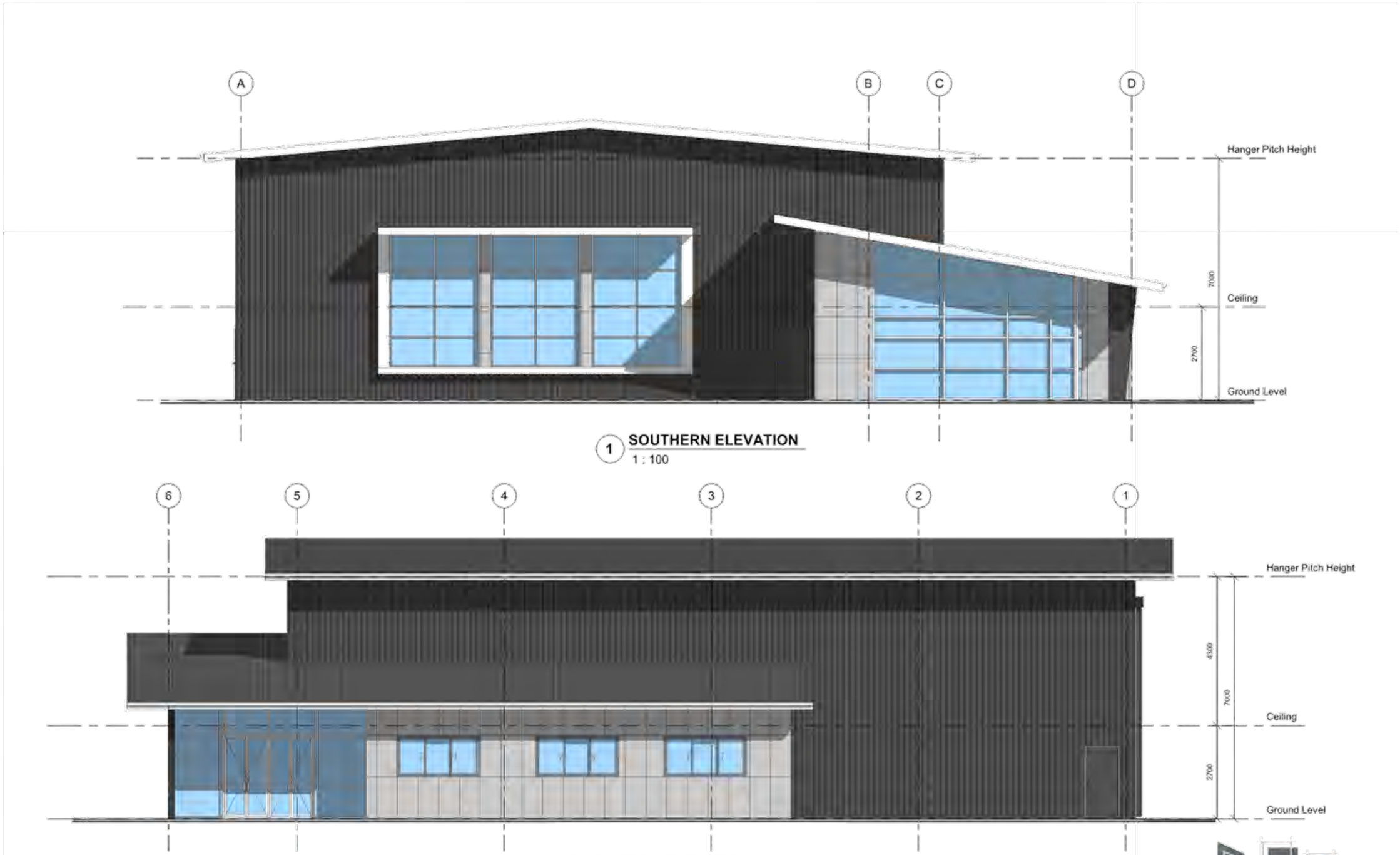

1 SOUTHERN ELEVATION
1 : 100

2 EASTERN ELEVATION
1 : 100

QUILPIE SHIRE COUNCIL
DIAMANTINA DEVELOPMENT ROAD, QUILPIE QLD 4480

LBD 25-0803
AIRCRAFT HANGAR DEVELOPMENTS

20 ELEVATIONS
23/09/25 | DA APPROVAL | A

Wind Rating W3 Scale 1 : 100 A3
Scale Bar 1:100 0 2 4m

LANGTON BUILDING DESIGNS
KATIE LANGTON
0401 073 937



1 NORTHERN ELEVATION
1 : 100

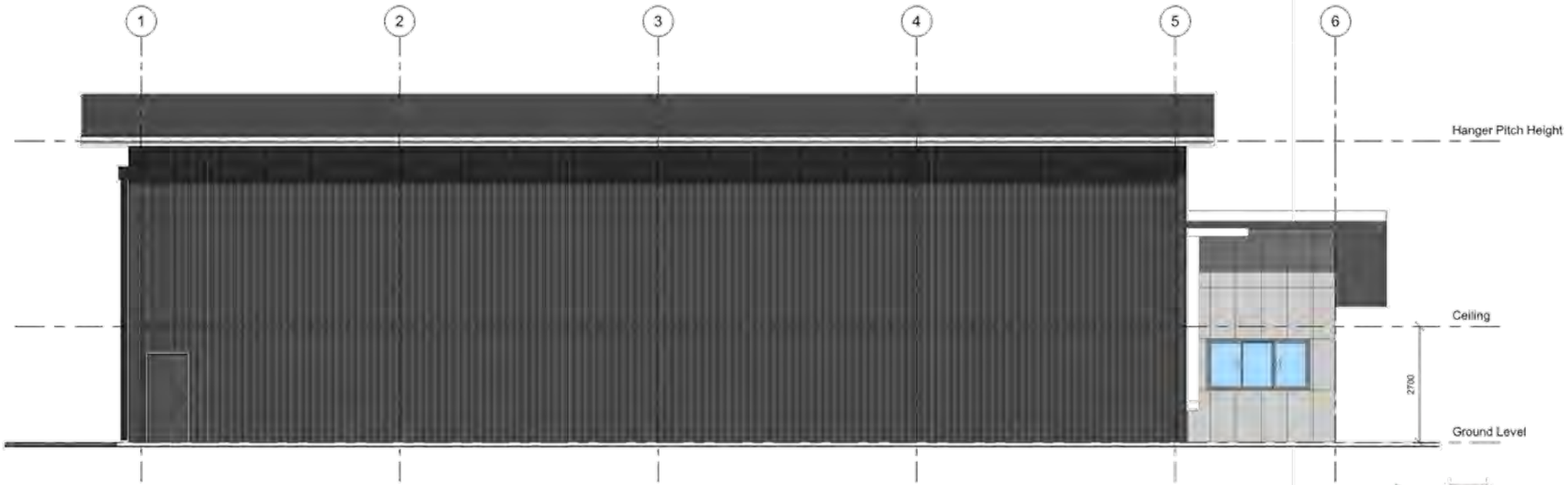

2 WESTERN ELEVATION
1 : 100

QUILPIE SHIRE COUNCIL DIAMANTINA DEVELOPMENT ROAD, QUILPIE QLD 4480	LBD 25-0803 AIRCRAFT HANGAR DEVELOPMENTS	21 ELEVATIONS 23/09/25 DA APPROVAL	A	Wind Rating W3 Scale 1 : 100 A3 Scale Bar 1:100 0 2 4m	LANGTON BUILDING DESIGNS KATIE LANGTON 0401 073 937



1 **Perspective**

QUILPIE SHIRE COUNCIL DIAMANTINA DEVELOPMENT ROAD, QUILPIE QLD 4480	LBD 25-0803 AIRCRAFT HANGAR DEVELOPMENTS	90 PERSPECTIVE 23/09/25 DA APPROVAL A	Wind Rating W3 Scale A3 Scale Bar 1:100 0 2 4m	LANGTON BUILDING DESIGNS KATIE LANGTON 0401 073 937

APPENDIX B – HANGAR LEASE AREA PLAN

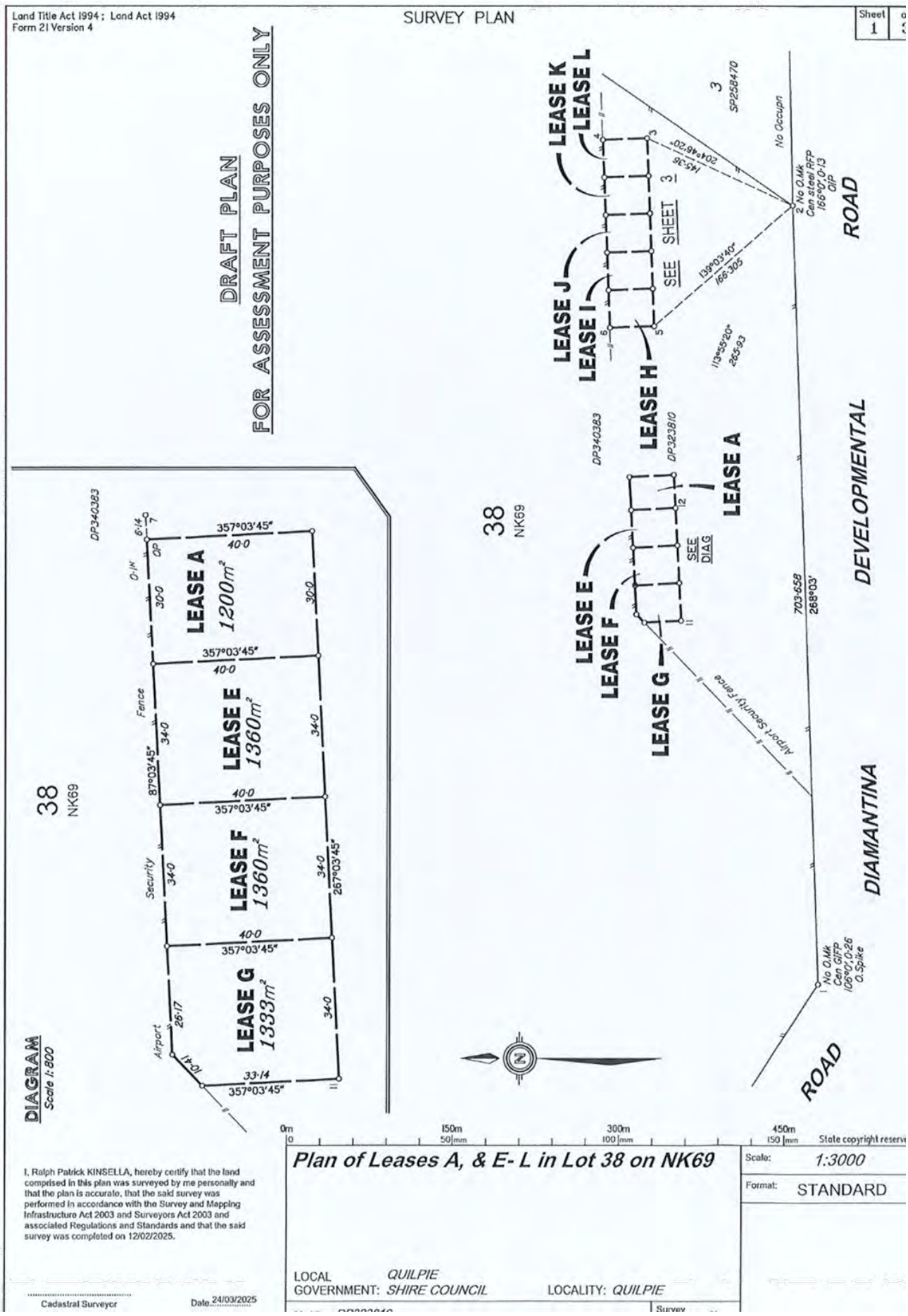
Land Title Act 1994; Land Act 1994
Form 21 Version 4
SURVEY PLAN
Sheet 1
DRAFT PLAN
FOR ASSESSMENT PURPOSES ONLY
LEASE K
LEASE L
LEASE J
LEASE I
LEASE H
LEASE A
LEASE E
LEASE F
LEASE G
SEE SHEET 3
SEE DIAG
DP340383
DP323810
SP258470
No Occupn
2 No O.Mk Can steel RFP 166°07'0.13 O/P
ROAD
DEVELOPMENTAL
DIAMANTINA
ROAD
38
NK69
LEASE A 1200m²
LEASE E 1360m²
LEASE F 1360m²
LEASE G 1333m²
357°03'45"
87°03'45"
267°03'45"
Fence
Security
Airport
Airport Security fence
703·658
268°03'
139°03'40"
166·305
113°55'20"
265·93
204°46'20"
145·36
1 No O.Mk Can GIFP 106°01'0.26 O.Spike
DIAGRAM
Scale 1:800
0m 150m 300m 450m
Plan of Leases A, & E- L in Lot 38 on NK69
Scale: 1:3000
Format: STANDARD
I, Ralph Patrick KINSELLA, hereby certify that the land comprised in this plan was surveyed by me personally and that the plan is accurate, that the said survey was performed in accordance with the Survey and Mapping Infrastructure Act 2003 and Surveyors Act 2003 and associated Regulations and Standards and that the said survey was completed on 12/02/2025.
Cadastral Surveyor
Date 24/03/2025
LOCAL GOVERNMENT: SHIRE COUNCIL
LOCALITY: QUILPIE
QUILPIE
Survey

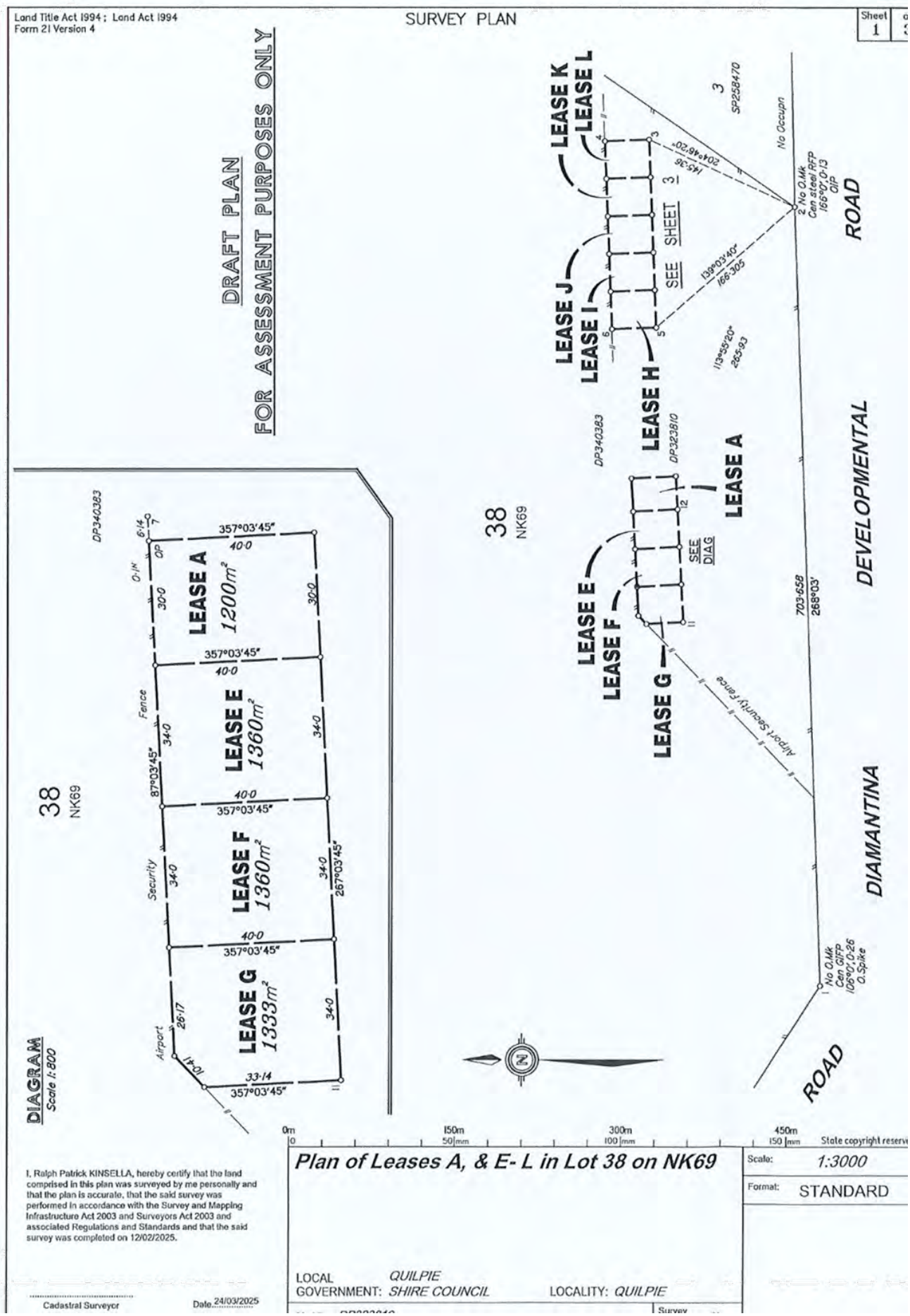
Land Title Act 1994; Land Act 1994
Form 21 Version 4
SURVEY PLAN
Sheet 1
DRAFT PLAN
FOR ASSESSMENT PURPOSES ONLY
LEASE A 1200m²
LEASE E 1360m²
LEASE F 1360m²
LEASE G 1333m²
LEASE H
LEASE I
LEASE J
LEASE K
LEASE L
SEE SHEET 3
SEE DIAG
38 NK69
DP340383
DP323810
SP258470
No Occupn
2 No O.Mk Cen steel REP 166°00'; 0·13 DIP
ROAD
DEVELOPMENTAL
DIAMANTINA
Airport Security Fence
Fence
Security
Airport
DIAGRAM
Scale 1:800
0m 150m 300m 450m
State copyright reserv
Plan of Leases A, & E- L in Lot 38 on NK69
Scale: 1:3000
Format: STANDARD
I, Ralph Patrick KINSELLA, hereby certify that the land comprised in this plan was surveyed by me personally and that the plan is accurate, that the said survey was performed in accordance with the Survey and Mapping Infrastructure Act 2003 and Surveyors Act 2003 and associated Regulations and Standards and that the said survey was completed on 12/02/2025.
LOCAL GOVERNMENT: QUILPIE SHIRE COUNCIL
LOCALITY: QUILPIE
Cadastral Surveyor
Date 24/03/2025

RA9-N

DELIVERING FOR QUEENSLAND | Queensland Government

Department of State Development, Infrastructure and Planning

SARA reference: 2602-50733 SRA
Council reference: DA05 25-26

24 March 2026

Chief Executive Officer
Quilpie Shire Council
PO Box 57
QUILPIE QLD 4480
admin@quilpie.qld.gov.au

Attention: Justin Hancock

Dear Mr Hancock

SARA referral agency response—Diamantina Development Road, Quilpie

(Referral agency response given under section 56 of the *Planning Act 2016*)

The development application described below was confirmed as properly referred by the State Assessment and Referral Agency (SARA) on 18 February 2026.

Response

Outcome:	Referral agency response - No requirements Under section 56(1)(a) of the *Planning Act 2016*, SARA advises it has no requirements relating to the application.
Date of response:	24 March 2026
Advice:	Advice to the applicant is in **Attachment 1**
Reasons:	The reasons for the referral agency response are in **Attachment 2**

Development details

Description:	Development permit	Reconfiguring a Lot – Dividing land into parts by agreement
	Preliminary approval that includes a variation request	Material Change of Use to establish an Undefined Use (Air Services – Aircraft Hangars and Hangar Lease Area)
SARA role:	Referral agency	
SARA trigger:	Schedule 10, part 3, division 4, table 3, item 1 – Material change of use that involves clearing native vegetation (Planning Regulation 2017)	

Darling Downs South West regional office
128 Margaret Street, Toowoomba
PO Box 825, Toowoomba QLD 4350

	Schedule 10, part 9, division 4, subdivision 2, table 1, item 1 – Reconfiguring a lot near a state transport corridor (Planning Regulation 2017) Schedule 10, part 9, division 4, subdivision 2, table 3, item 1 – Reconfiguring a lot near a state-controlled road intersection (Planning Regulation 2017) Schedule 10, part 9, division 4, subdivision 2, table 4, item 1 – Development near a state transport corridor (Planning Regulation 2017)
SARA reference:	2602-50733 SRA
Assessment manager:	Quilpie Shire Council
Street address:	Diamantina Development Road, Quilpie
Real property description:	Lot 38 on NK69
Applicant name:	Quilpie Shire Council
Applicant contact details:	c/- Andrew Bullen – Precinct Urban Planning Pty Ltd PO Box 3038 TOOWOOMBA QLD 4350 andrew@precinctplan.com.au
Human Rights Act 2019 considerations:	A consideration of the 23 fundamental human rights protected under the *Human Rights Act 2019* has been undertaken as part of this decision. It has been determined that this decision does not limit human rights.

Representations

An applicant may make representations to a concurrence agency, at any time before the application is decided, about changing a matter in the referral agency response (s. 30 Development Assessment Rules).

Copies of the relevant provisions are in **Attachment 3**.

A copy of this response has been sent to the applicant for their information.

For further information please contact Brittany Hughes, Senior Planning Officer, on (07) 4616 7332 or via email ToowoombaSARA@dsdilgp.qld.gov.au who will be pleased to assist.

Yours sincerely



Paul Gleeson
A/Manager

cc Quilpie Shire Council, andrew@precinctplan.com.au

enc Attachment 1 - Advice to the applicant
Attachment 2 - Reasons for referral agency response
Attachment 3 - Representations about a referral agency response provisions

Attachment 1—Advice to the applicant

General advice	
1.	Terms and phrases used in this document are defined in the *Planning Act 2016* its regulation or the State Development Assessment Provisions (SDAP), (version 3.5). If a word remains undefined it has its ordinary meaning.

Attachment 2—Reasons for referral agency response

(Given under section 56(7) of the *Planning Act 2016*)

The reasons for SARA's decision are:

- SARA assessed the development against the following code(s) of the State Development Assessment Provisions (SDAP), version 3.5:
  - State code 1: Development in a state-controlled road environment (State code 1)
  - State code 16: Native vegetation clearing (State code 16).
- The development complies with the assessment benchmarks of State code 1 of SDAP in that the development:
  - does not create a safety hazard for users of the State-controlled road,
  - does not compromise the structural integrity of State-controlled roads, road transport infrastructure or road works,
  - does not result in a worsening of the physical condition or operating performance of State-controlled roads and the surrounding road network,
  - does not compromise the State's ability to construct, or significantly increase the cost to construct, State-controlled roads and future State-controlled roads, and
  - does not compromise the State's ability to maintain and operate State-controlled roads or significantly increase the cost to maintain and operate State-controlled roads.
- The development complies with the assessment benchmarks of State code 16 of SDAP in that the development:
  - does not result in the clearing of native vegetation as a result of the material change of use or reconfiguration.

Material used in the assessment of the application:

- the development application material and submitted plans
- *Planning Act 2016*
- Planning Regulation 2017
- the SDAP, version 3.5, as published by SARA
- the Development Assessment Rules
- SARA DA Mapping system
- Section 58 of the *Human Rights Act 2019*

Attachment 3— Representations about a referral agency response provisions

(page left intentionally blank)

14.3 APPLICATION ALTERNATIVE SITING - 59 GALAH STREET, QUILPIE (LOT 19 SP114859)

IX: **281662**

Author: **Dominique Wells, Records Officer**

Authorisors: **Mwewa Chisenga, Deputy Director of Corporate Services**

Sharon Frank, Director Corporate Services

Julie Reitano, Acting Chief Executive Officer

Attachments: **1. Site Plan - 59 Galah Street, Quilpie.pdf**

KEY OUTCOME

Key Outcome:	4.	Development
Key Initiative:	4.1	Planning and building

EXECUTIVE SUMMARY

Council is asked to decide an application for alternative siting of a combination shed and carport at 59 Galah Street, Quilpie (Lot 19 on SP114859).

The structure would sit 0.4 metres from the western boundary and 0.27 metres from the front property boundary, which does not meet the Queensland Development Code MP 1.2 acceptable solutions of 1.5 metres and 6 metres.

The owner of the adjoining property at 61 Galah Street has raised concerns on the grounds of the structure's height and its siting to the western and road boundaries.

The report presents two options for Council's decision.

RECOMMENDATION

That Council consider the request for an alternative siting application.

BACKGROUND

On 13 October 2026, the owner of 59 Galah Street, Quilpie, lodged an alternative siting application seeking a relaxation to build a combination shed and carport within the 1.5 metre (m) western boundary setback and the 6m front (road) boundary setback. On 14 October 2026, Council consulted with the owner of the adjoining property at 61 Galah Street, who lodged a submission on 23 October 2026.

The Chief Executive Officer holds delegated authority under s 257 of the *Local Government Act 2009* to decide alternative siting applications. Because the adjoining owner made a submission, the Acting Chief Executive Officer has referred the application to Council for decision.

REPORT

The proposal

The owner proposes a Class 10a combination shed and carport, 6 m wide, 17.78 m long and 3.6 m high. The lot has an area of 810 m² and contains rainwater tanks and a shipping container. The structure would sit 0.4 m from the western boundary, which adjoins 61 Galah Street, and 0.27 m from the front property boundary. Attachment 1 shows the site plan.

Siting requirements

The Quilpie Shire Planning Scheme relies on the Queensland Development Code MP 1.2 for the siting of buildings and structures on residential lots of 450 m² and over. The proposal does not meet two of its acceptable solutions:

Table 1 Acceptable solutions not met, Queensland Development Code MP 1.2

Acceptable solution	Requirement	Proposed	Outcome
A1(a)(i): road boundary setback for a garage or carport	6 m	0.27 m	Does not comply
A2(a)(i): side boundary clearance for a part 4.5 m high or less	1.5 m	0.4 m	Does not comply

Because the proposal does not meet these acceptable solutions, Council must consider whether it meets the corresponding performance criteria: P1, which concerns the streetscape, neighbouring road boundary setbacks and residents' outlook and views, and P2, which concerns light, ventilation, amenity and privacy for adjoining lots.

Submission from 61 Galah Street

The owner of 61 Galah Street has raised concerns on the grounds of the structure's height and its siting to the western and road boundaries. The owner is relocating a dwelling onto that lot and considers that the structure would affect neighbouring visual boundaries and streetscape amenity. These grounds relate to performance criteria P1 and P2.

OPTIONS

Option 1

That Council approve the alternative siting application for 59 Galah Street, Quilpie (Lot 19 on SP114859), allowing the proposed shed and carport to be sited 0.4 m from the western boundary and 0.27 m from the front property boundary.

Option 2

That Council not approve the alternative siting application for 59 Galah Street, Quilpie (Lot 19 on SP114859), which proposes to site the shed and carport 0.4 m from the western boundary and 0.27 m from the front property boundary.

CONSULTATION (Internal/External)

GBA Consulting Building Certifier

Maranoa Regional Council Consulting Town Planner

Director Corporate Services

Chief Executive Officer (Acting)

INTERESTED PARTIES

Owner and applicant of 59 Galah Street, Quilpie.

Owner of 61 Galah Street, Quilpie.

Note: Council officers identify interested parties on a best endeavours basis, and the list may not be exhaustive.

LEGISLATION / LEGAL IMPLICATIONS

Schedule 9, Part 3, Division 2, Table 3 of the *Planning Regulation 2017* makes the local government a referral agency for building work where the Queensland Development Code MP 1.2 applies and the proposed structure does not include an acceptable solution for a relevant performance criterion.

Table 3 requires Council's assessment to be against whether the structure complies with those performance criteria. The proposal does not meet acceptable solutions A1(a)(i) and A2(a)(i), so Council's decision turns on performance criteria P1 and P2.

Section 55(4) of the *Planning Act 2016* requires a referral agency to assess an application against the statutory instruments in effect when the applicant properly made the application, on 13 October 2026. Although the Queensland Housing Code commenced on 1 September 2026, section 106 of the *Building Regulation 2021* keeps the former siting provisions, including MP 1.2, in force for Council's planning scheme until Council amends the scheme to state how the Queensland Housing Code applies, or until 1 September 2029.

Section 56(1) of the *Planning Act 2016* sets out the responses a referral agency may give. Option 1 corresponds to an approval under s 56(1)(a) or (b), and Option 2 to a direction to refuse under s 56(1)(c). After Council decides, the Chief Executive Officer will give Council's response to the building certifier.

POLICY IMPLICATIONS

No Council policy governs alternative siting applications, because Schedule 9, Part 3, Division 2, Table 3 of the *Planning Regulation 2017* and the Queensland Development Code MP 1.2 set the matters Council assesses.

FINANCIAL AND RESOURCE IMPLICATIONS

This decision involves no expenditure for Council, because the applicant will build the structure on private land at their own cost.

ASSET MANAGEMENT IMPLICATIONS

This decision does not acquire, use, change or dispose of any Council asset, because the structure would stand wholly within the private lot at 59 Galah Street.

RISK MANAGEMENT IMPLICATIONS

Council assessed the risks of this decision under its Enterprise Risk Management Policy (G.11) and Risk Management Framework (G.11-A), using its adopted risk matrix (Likelihood × Consequence).

Table 2 Risk assessment

Risk name and description	Current controls	Impacts	Likelihood	Consequence	Risk rating	Risk treatment
Council's decision on the alternative siting application	Queensland Development Code MP 1.2	Adjoining neighbours; setting a precedent; Council's reputation	Possible	Moderate	High	Council decides the application at the Ordinary Meeting, having considered the submission from 61 Galah Street.

HUMAN RIGHTS CONSIDERATION

Section 58(1) of the *Human Rights Act 2019* makes it unlawful for Council to make a decision that is not compatible with human rights, or to fail to give proper consideration to a human right relevant to the decision. Council considered the 23 human rights the Act protects and identified:

- **Property rights (s 24).** The decision engages this right because it determines how the owner of 59 Galah Street may use their land. It is compatible with the right because Council decides

the application under the planning legislation, so no person is arbitrarily deprived of property under either option.

- **Privacy and reputation (s 25).** The decision engages this right because the structure would adjoin the lot onto which the owner of 61 Galah Street is relocating a dwelling. It is compatible with the right because Council considers the owner's submission about the structure's height and siting before deciding.

The decision is compatible with human rights under s 8, because it does not limit any human right.



A product of Queensland Globe



udes material © State of Queensland 2026. You are
ponsible for ensuring that the map is suitable for your
poses. The State of Queensland makes no representation
/arranties in relation to the map contents and disclaims
ability.

lagery is displayed, imagery includes material © CNES
oduced under license from Airbus DS, all rights reserved
IAT © Earth-i, all rights reserved, © Planet Labs PBC,

N

0 10 metres

Scale: 1:430

Printed at: A4

Print date: 5/11/2026

Not suitable for accurate measurement.
Projection: Web Mercator EPSG 102100 (3857)

For more information, visit
https://qldglobe.information.qld.gov.au/help-info/Contac
us.html

Queensland Government
Department of Natural Resources and Mines,



Attribution

Includes material © State of Queensland (Department of Natural Resources and Mines, Manufacturing and Regional and Rural Developmen © Commonwealth of Australia (Geoscience Australia); © 21AT, © Earth-i, all rights reserved, 2026.

© State of Queensland (Department Natural Resources and Mines, Manufacturing and Regional and Rur Development) 2026

© State of Queensland (Department Resources) 2024

14.4 FINANCIAL SERVICES REPORT MONTH ENDED 31 OCTOBER 2026.

IX: 281804

Author: Mwewa Chisenga, Deputy Director of Corporate Services

Authorisors: Sharon Frank, Director Corporate Services

Julie Reitano, Acting Chief Executive Officer

Attachments: 1. Finance Report October 2026.pdf

KEY OUTCOME

Key Outcome:	9.	Finances and Resources
Key Initiative:	9.3	Financial planning
	9.4	Financial accountability
	9.5	Financial policies and processes

EXECUTIVE SUMMARY

The purpose of this report is to present Council's financial report for the period ended 31 October 2026, as s 204 of the *Local Government Regulation 2012* requires. At 31 October 2026, Council has an operating surplus of $3,628,797, total cash and investments of $51,803,583, and an unrestricted cash expense cover ratio of 3.3 months against a target of more than 4 months.

RECOMMENDATION

That Council receive and note the Monthly Finance Report for the period ending 31 October 2026.

BACKGROUND

Section 204 of the *Local Government Regulation 2012* requires a financial report to be presented at a meeting of Council each month. The report must provide an update on Council's progress against the adopted budget for the financial year, covering a period as close as practicable to the end of the preceding month.

The Monthly Finance Report is prepared to provide Council with accurate, timely, and transparent financial information to support informed oversight, decision-making, and accountability. It includes:

1. Operating results, revenue, and expenditure;
2. Capital revenue and expenditure;
3. Cash, investment, and liquidity positions;
4. Budget variances and explanations; and
5. Progress against key financial ratios and performance indicators.

REPORT

Operating result

October 2026 completes 33% of the 2026/27 financial year. At 31 October 2026, Council has an operating surplus of $3,628,797.

Operating revenue

Operating revenue recognised to the end of October 2026 is $14.750 million, which is 13.4% of the adopted budget for 2026/27:

- Net rates and utility charges is at $5.1 million following the levy 1 being issued in August 2026.
- Fees and charges income of $162,128 is at 77% of the budget following the training reimbursements and various miscellaneous income.
- Rental income is $288,125 or 35% of the budget.
- Interest received includes bank interest and interest received from overdue rates and utility charges. Total interest received is at 47% of the budget:
  - Queensland Treasury Corporation investment interest received to October is $529,389
  - Term deposit investments with NAB, AMP, Defence and Judo Banks have slightly higher interest rates returning $524,582 (interest received and accrued) to date; and
- Other income totalling $786,999 is 51% over budget due to plant auctions held.
- Recoverable works revenue includes sales revenue, contract works for the Department of Transport and Main Roads and other private works. Revenue for contract works (RMPC and Contracts) may be impacted by the timing of claims. The revenue to October is at 44.7% of the Recoverable works budget.
- Operating grants and subsidies are at 4.7% of the budget.

Operating expenses

Operating expenses of $11.121 million have been expended to the end of October 2026 which is 10% of the budget:

- Corporate governance is on budget at 34%, with $663k expended.
- Administration costs are at $1.112 million and below budget at 17%.
- Community service expenses are below the budget at 8%. Expenditure is expected to increase following the onboarding of community and resilience officers.
- Utilities costs are the expenses associated with providing water, sewerage and waste services. These costs to 31 October 2026 total $434k which is 28% of the budget.
- Recoverable works and flood damage expenses are at 10% of budget estimates. This is expected to increase in the coming months. Flood damage expense budgets are based on the total of all QRA approved submissions.
- Environmental health expenses include pest management, stock routes, reserves, animal control. Expenditure to October totalled $86k or 12% of the budget.
- Net plant operations are at ($346k) which represents 26% of the budget.
- Tourism and economic development expenditure is at $298k and slightly below budget at 24%.
- Infrastructure maintenance costs are slightly below budget at 24%, totalling $0.814 million in expenditure.
- Finance costs are administration costs associated with the at call investment with Queensland Treasury Corporation which is higher than budget at 45%.

- Depreciation expense at the end of October is nil. It will be processed in November when the asset module is rolled forward.

Capital revenue

Capital revenue includes both grants and subsidies where the funding has been confirmed and where funding is yet to be approved. Capital grant revenue is revenue recognised based on actual expenditure and the funding agreement terms.

Council has recognised capital grant revenue of $41,250 to October, as Table 1 shows.

Table 1: Capital revenue

Capital grant	Actual YTD	Budget
Eromanga Natural History Museum (ENHM) Stage 3	-	14,800,000
Energy Funding	-	77,081
Queensland Reconstruction Authority (QRA)		1,270,640
Eromanga Bore (subject to external funding application and approval)	-	1,380,000
Resource Recovery Boost Fund (RRBF) Round 1	-	654,000
Roads to Recovery (R2R) Revenue	-	1,352,401
Gyrica Gardens extension (Design)	-	250,000
Sewerage Treatment Plant (subject to external funding application and approval)	-	11,861,194
Quilpie Aerodrome - Disability Standards Upgrade Program (DSUP)	41,250	75,000
Safer Local Roads and Infrastructure Program (SLRIP)	-	1,840,000
Works for Queensland (W4Q) 24-27	-	710,000
Residential Activation Fund (RAF) (subject in part to external funding application and approval)	-	8,630,261
Airport Pavement Reconstruction	-	11,607,375
Childcare centre (subject to external funding application and approval)	-	3,000,000
Contribution - Infrastructure	-	134,000
Battery Collection Project	-	37,099
Total	**$41,250**	**$57,679,051**

Capital expenditure

Payments for property plant and equipment to 31 October 2026 is **$1.9 million**.

The adopted capital budget for 2026/27 is $73.74 million, with a few large projects included to commence in the first quarter of the year.

Cash and investments

At 31 October 2026, Council's total cash and investments are $51,803,583. Table 2 sets out the breakdown.

Table 2: Cash and investments

Description	Balance
National Australia Bank (NAB) Ltd - Cash/General Fund	$913,840 *
Queensland Treasury Corporation Call Cash Fund	$30,667,419 *
National Australia Bank (NAB) Ltd EFRP *(Exclusion Fencing Recovery Program)* – Corporate account	$222,324
National Australia Bank (NAB) Ltd – Term Deposit (6 months at 5.2%)	$3,000,000
National Australia Bank (NAB) Ltd – Term Deposit (6 months at 5.15%)	$2,000,000
National Australia Bank (NAB) Ltd – Term Deposit (6 months at 5.4%)	$2,000,000
National Australia Bank (NAB) Ltd – Term Deposit (6 months at 5.45%)	$2,000,000

Description	Balance
Defence Bank – Term Deposit (9 months at 4.8%)	$5,000,000
Judo Bank – Term Deposit (6 months at 5.4%)	$3,000,000
Judo Bank – Term Deposit (6 months at 5.25%)	$3,000,000
Total	**$51,803,583**

** including accrued interest*

Council's restricted cash at the end of October was $23,684,151 (unspent grant receipts).

Council's unrestricted cash at the end of October September was $28,119,432

Unrestricted cash expense cover ratio

Type	Liquidity
Calculation	*Total Cash and Equivalents add Current Investments add Available Ongoing QTC Working Capital Facility Limit less Externally Restricted Cash* / *Total Operating Expenditure less Depreciation and Amortisation less Finance Costs x 12*
Description	The unrestricted cash expense cover ratio is an indicator of the unconstrained liquidity available to a council to meet ongoing and emergent financial demands, which is a key component to solvency. It represents the number of months a council can continue operating based on current monthly expenses.
Target	Tier 7 – greater than 4 months
Actual Current Yr.	3.3 months

Externally restricted cash

At 31 October 2026, Council's total contract liabilities are $23,684,151, representing advance payments for grants and other funding received. Under the Australian Accounting Standards, Council does not recognise this revenue until it completes the associated works. Table 3 sets out the contract liabilities.

Table 3: Grant and contract liabilities at 31 October 2026

Grant or contract	Contract liability
Sundry Apprentice Incentive Funds	$1,099
Community Energy upgrade	$46,249
Battery Collection Project	$2,263
Works for Queensland - 24-26	$607,646
Disaster Recovery Funding Arrangements (DRFA) Airport Upgrade	$3,482,212
Residential Activation Fund	$1,967,107
Disaster Recovery Funding Arrangements (DRFA) March 2025 Restoration Works	$4,266,313
Exclusion Fencing Recovery Program (EFRP) Grant Delivery	$222,324
Townhouse Estate Development	$4,801,964
Eromanga Natural History Museum (ENHM) Stage 3	$7,000,000
Queensland Resilience and Risk Reduction Program (QRRRP) 2526B Queensland Betterment Fund (QBF)	$141,192
Queensland Resilience and Risk Reduction Program (QRRRP) 2526B Hazard and Risk Priority Fund – Activity (HRA)	$383,250
Disaster Recovery Funding Arrangements (DRFA) December 2025 Restoration Works	$762,532
Total	**$23,684,151**

Grant and contract assets

At 31 October 2026, Council's total contract assets are $2,073,317. These are grant and contract funds Council has yet to receive, for which Council recognises revenue based on actual expenditure under the relevant funding agreements. Table 4 sets out the contract assets.

Table 4: Grant and contract assets at 31 October 2026

Grant or contract	Contract asset
Disaster Recovery Funding Arrangements (DRFA) September 2022 Restoration Works	$15,463
DRFA 2023 Restoration Works	$67
DRFA November 2024 Emergent Works	$31
DRFA March 2025 Emergent Works	$7,467
DRFA March 2025 Immediate Restoration Works	$1,349,755
DRFA 24 Restoration	$517,591
Works for Queensland (W4Q)	$62,457
Toompine Aerodrome Upgrade	$37,153
Exclusion Fencing Recovery Program (EFRP)	$83,334
Total	**$2,073,317**

CONSULTATION (Internal/External)

Chief Executive Officer

Executive Leadership Team

Corporate Services Team

INTERESTED PARTIES

- Ratepayers and residents of Quilpie Shire, who rely on Council's sound financial management
- Queensland Audit Office, which audits Council's annual financial statements
- Department of Local Government, Water and Volunteers, the regulatory body for Queensland Local Government

Note: Council officers identify interested parties on a best endeavours basis, and the list may not be exhaustive.

LEGAL IMPLICATIONS

Section 204(1) of the *Local Government Regulation 2012* requires Council to prepare a financial report. The Corporate Services directorate prepared this report and Attachment 1 for the period ended 31 October 2026, which meets s 204(1).

Section 204(2)(b) requires the Chief Executive Officer to present the financial report at a meeting of Council once a month, because Council meets monthly. The Acting Chief Executive Officer authorised this report and presents it to the Ordinary Meeting on 17 November 2026, which meets s 204(2)(b) for November.

Section 204(3) requires the report to state the progress Council has made against its budget for the period of the financial year up to a day as near as practicable to the end of the month before the meeting. This report states revenue, expenditure, capital and cash progress against the adopted 2026/27 budget up to 31 October 2026, the last day of the month before the meeting, which meets s 204(3).

On this basis, the preparation and presentation of this report complies with s 204 of the *Local Government Regulation 2012*.

POLICY IMPLICATIONS

Receiving and noting the report does not adopt, amend or depart from any Council policy. The report gives Council the information it needs to monitor its financial performance against the adopted 2026/27 budget.

FINANCIAL AND REVENUE IMPLICATIONS

Receiving and noting the report has no direct financial impact and requires no change to the adopted 2026/27 budget. The report shows an operating surplus of $3,628,797, capital expenditure of $1.9 million against an adopted capital budget of $73.74 million, and total cash and investments of $51,803,583 at 31 October 2026.

ASSET MANAGEMENT IMPLICATIONS

Receiving and noting the report does not acquire, use, change or dispose of any Council asset.

RISK MANAGEMENT IMPLICATIONS

Council assessed the risks of this decision under its Enterprise Risk Management Policy (G.11) and Risk Management Framework (G.11-A), using its adopted risk matrix (Likelihood × Consequence).

Council prepares and presents the report using established financial systems, internal controls, reconciliations and management review processes embedded in its monthly financial reporting cycle. These controls reduce the risks of financial misstatement, incomplete reporting, non-compliance with statutory timeframes, and decisions based on inaccurate or untimely information. Table 5 sets out the risk assessment.

Table 5: Risk register

Risk name and description	Current controls	Impacts	Likelihood	Consequence	Risk rating	Risk treatment
Council does not receive the financial report each month.	Standard agenda item for each Ordinary Meeting of Council	Non-compliance with legislative requirements	Rare	Minor	Low	Train more than one staff member to prepare the monthly finance report. Residual risk: Low.
The financial report does not state progress against the budget.	Monthly finance report template includes the required format	Non-compliance with legislative requirements Council receives financial information in a format other than the required format	Rare	Minor	Low	The current controls manage the risk to an acceptable level, and no further treatment is required. Residual risk: Low.

Both risks in Table 5 have a residual rating of Low. Council's existing governance and financial management frameworks manage these risks to an acceptable level.

HUMAN RIGHTS CONSIDERATION

Section 58(1) of the *Human Rights Act 2019* makes it unlawful for Council to make a decision that is not compatible with human rights, or to fail to give proper consideration to a human right relevant to the decision. Council considered the 23 human rights the Act protects and identified two relevant to this decision:

- **Freedom of expression (s 21).** Section 21(2) includes the freedom to seek, receive and impart information. The decision engages this right because Council receives and notes its financial position in an open meeting, and the report forms part of the public agenda. The decision promotes the right and does not limit it.

- **Taking part in public life (s 23).** Section 23(1) gives every person the right to participate in the conduct of public affairs, directly or through freely chosen representatives. The decision engages this right because councillors, as the community's elected representatives, use the report to oversee Council's finances. The decision promotes the right and does not limit it.

The decision is administrative and financial and relates only to receiving and noting information on Council's financial performance against the adopted budget. It is compatible with human rights under s 8, because it does not limit any human right.

Income Statement

For the month ending 31 October 2026

Year Elapsed 33%

	Actual Oct	Actual YTD	Amended Budget	%
REVENUE				
Operating Revenue				
Rates, Levies and Charges	(570)	5,100,279	10,212,812	50%
Fees and Charges	25,701	162,128	209,625	77%
Rental Income	83,767	288,125	834,318	35%
Interest Received	288,850	1,413,150	3,021,775	47%
Other Income	11,747	786,999	520,000	151%
Recoverable Works Revenue	1,790,342	2,804,604	6,411,716	44%
Grants and Subsidies	613,757	4,195,381	89,060,447	4.7%
Total Operating Revenue	**2,813,593**	**14,750,665**	**110,270,693**	**13.4%**
EXPENSES				
Operating Expenses				
Corporate Governance	240,963	662,640	1,967,266	**34%**
Administration Costs	386,541	1,112,357	6,380,798	**17%**
Community Service Expenses	1,563,936	2,577,041	32,931,583	**8%**
Utilities Costs	234,616	433,820	1,542,985	**28%**
Recoverable Works / Flood Damage	3,535,848	5,471,234	55,396,344	**10%**
Environmental Health Expenses	16,765	86,268	740,273	**12%**
Net Plant Operations	(112,639)	(346,142)	(1,320,354)	**26%**
Tourism and Economic Development	126,689	297,672	1,249,854	**24%**
Infrastructure Maintenance	358,639	814,317	3,332,554	**24%**
Finance Costs	6,208	12,662	28,000	**45%**
Depreciation and Amortisation	-	-	8,602,759	**0%**
Total Operating Expenses	**6,357,566**	**11,121,868**	**110,852,062**	**10%**
NET OPERATING SURPLUS / (DEFICIT)	**(3,543,973)**	**3,628,797**	**(581,369)**	
Capital Revenue				
Grants and Subsidies	-	41,250	57,679,051	0%
Gain / (Loss) on Disposal of PPE	27,273	27,273	-	
Total Capital Revenue	27,273	**68,523**	**57,679,051**	**0%**
NET RESULT	**(3,516,700)**	**3,697,320**	**57,097,682**	**6%**

Statement of Financial Position

For the month ending 31 October 2026

	Actual Oct	Amended Budget	%
Current Assets			
Cash and Equivalents	51,803,583	26,058,416	199%
Trade Receivables	3,992,083	1,176,786	339%
Rate Receivables	2,576,031	527,573	488%
Inventories	1,115,304	1,063,019	105%
Total Current Assets	**59,487,002**	**28,825,794**	**206%**
Non-Current Assets			
Trade and Other Receivables	29,662	34,479	86%
Property, Plant and Equipment	327,953,469	312,847,238	105%
Capital Works in Progress	6,325,201	69,633,511	9%
Total Non-Current Assets	**334,308,332**	**382,515,228**	**87%**
TOTAL ASSETS	**393,795,333**	**411,341,022**	**96%**
Current Liabilities			
Trade and Other Payables	24,292,527	460,764	5272%
Employee Leave Provisions	1,367,223	1,349,222	101%
Total Current Liabilities	**25,659,750**	**1,809,986**	**1418%**
Non-Current Liabilities			
Employee Leave Provisions	115,104	75,469	153%
Total Non-Current Liabilities	**115,104**	**75,469**	**153%**
TOTAL LIABILITIES	**25,774,854**	**1,885,456**	**1367%**
NET COMMUNITY ASSETS	**368,020,480**	**409,455,566**	**90%**
Community Equity			
Shire Capital Account	88,402,906	143,081,956	62%
Asset Revaluation Reserve	244,241,842	230,766,104	106%
Current Year Surplus	3,400,949	57,097,682	6%
Accumulated Surplus (B/Fwd)	31,974,783	- 21,490,176	-149%
TOTAL COMMUNITY EQUITY	**368,020,480**	**409,455,566**	**90%**

Cash Flow Statement

For the month ending 31 October 2026

Year Elapsed 33%

	Actual Oct	Amended Budget	%
Cash Flows from Operating Activities			
Receipts from customers	4,974,343	17,354,153	29%
Payment to suppliers and employees	(12,361,724)	(102,249,303)	12%
	(7,387,382)	**(84,895,150)**	**9%**
Interest received	1,091,164	3,021,775	36%
Rental income	288,125	834,318	35%
Operating grants and subsidies	4,191,380	68,004,196	6%
Net Cash Inflow (Outflow) from Operating Activities	**(1,816,713)**	**(13,034,861)**	**14%**
Cash Flows from Investing Activities			
Payments for property, plant and equipment	(1,900,101)	(71,875,769)	3%
Payments for Intangible Assets	-	-	
Net movement on loans and advances	-	3,750	0%
Proceeds from sale of assets	257,591	-	0%
Capital grants and subsidies	41,250	40,749,119	0%
Net Cash Inflow (Outflow) from Investing Activities	**(1,601,260)**	**(31,122,900)**	**5%**
Cash Flows from Financing Activities			
Repayments of loans	-	-	0%
Net Cash Inflow (Outflow) from Financing Activities	**-**	**-**	0%
Net Increase (Decrease) in Cash Held	**(3,417,973)**	**(44,157,761)**	
Cash at beginning of reporting period	55,221,556	70,216,177	
Cash at End of Reporting Period	**51,803,583**	**26,058,416**	

Financial Data

For the month ending 31 October 2026

Cash and Equivalents

Cash and Equivalents held at the end of each month for a period of 6+ years

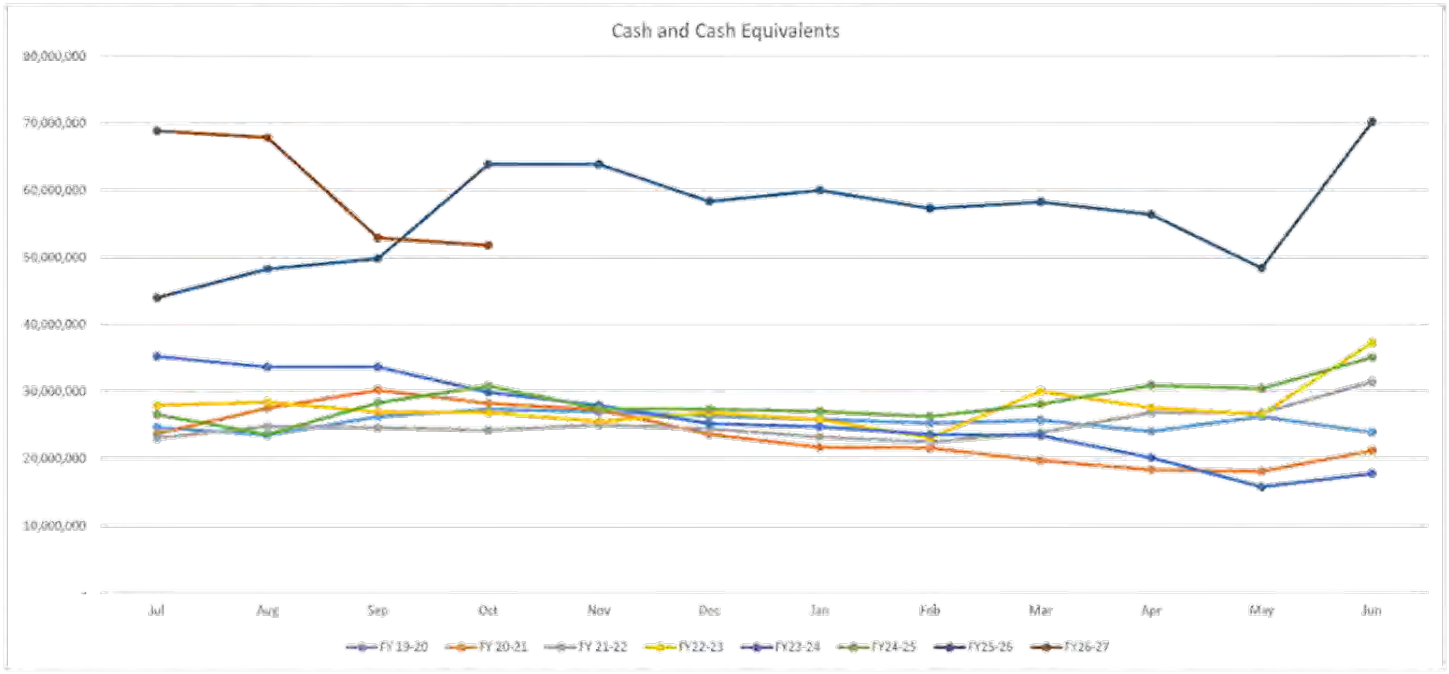

Month	Jul	Aug	Sep	Oct	Nov	Dec	Jan	Feb	Mar	Apr	May	Jun
FY 18-19	24,645,339	19,416,468	20,658,115	20,218,396	21,367,850	21,712,663	21,496,078	21,904,409	21,840,431	21,121,655	23,013,177	24,645,339
FY 19-20	24,671,551	23,535,958	26,256,800	27,367,857	26,953,500	26,393,586	25,865,667	25,326,981	25,726,670	24,102,136	26,312,322	23,927,800
FY 20-21	23,726,766	27,543,742	30,208,159	28,241,316	27,312,776	23,654,673	21,675,829	21,585,261	19,715,656	18,319,491	18,093,239	21,191,653
FY 21-22	23,086,462	24,832,275	24,642,707	24,261,564	25,072,828	24,452,004	23,258,895	22,491,538	23,871,859	26,878,307	26,817,458	31,457,677
FY22-23	27,939,994	28,445,824	26,999,467	26,892,016	25,530,823	26,841,302	25,836,843	23,147,162	30,022,835	27,590,275	26,616,525	37,291,120
FY23-24	35,261,406	33,667,778	33,667,880	29,928,198	27,974,197	25,216,741	24,783,957	23,619,505	23,440,639	20,157,423	15,793,453	17,776,932
FY24-25	26,585,358	23,589,316	28,332,175	30,832,212	27,442,532	27,367,285	27,083,502	26,317,857	28,133,022	30,936,088	30,470,103	35,109,061
FY25-26	43,998,462	48,274,162	49,839,312	63,909,037	63,896,597	58,380,341	60,008,997	57,324,199	58,289,043	56,411,887	48,412,310	70,216,177
FY26-27	68,872,951	67,887,818	52,943,971	51,803,583								

Revenue and Expenditure Report

For the month ending 31 October 2026
Year Elapsed 33%

		Resp. Off	Actual ACTUAL YTD	Actual AMENDED BUDGET 26/27	Actual %	EXPENSE ACTUAL YTD	EXPENSE AMENDED BUDGET 26/27	EXPENSE %	COMMENTS
1000-0001	**CORPORATE GOVERNANCE**								
1000-0002	**EXECUTIVE SERVICES**								
1000-2000-0000	Executive Services Salaries and Oncosts	CEO				181,673	568,057	32%	
1000-2020-0000	Executive Services Expenses	CEO				29,123	202,720	14%	
1000-2025-0000	Subscriptions	CEO				132,909	133,673	99%	Annual membership SWQROC & LGAQ
1000-0002	**EXECUTIVE SERVICES**		-	-	0%	**343,705**	**904,450**	**38%**	
1100-0002	**COUNCILLORS EXPENSES**								
1100-2000-0000	Councillor Wages	CEO				98,852	333,154	30%	
1100-2001-0000	Councillor Remuneration - Meetings	CEO				-	65,253	0%	
1100-2020-0000	Councillors Allowances & Expenditure	CEO				22,300	4,500	496%	To be journalled in Nov
1100-2025-0000	Councillor Superannuation	CEO				15,816	47,809	33%	
1100-2026-0000	Councillor Advocacy	CEO				323	30,000	1%	
1100-2027-0000	Councillor Community Engagement	CEO				-	5,000	0%	
1100-2030-0000	Councillor Professional Dev Training	CEO				-	5,000	0%	
1100-2040-0000	Councillors Conferences & Deputation	CEO				3,312	25,000	13%	
1100-2050-0000	Election Expenses	CEO				-	-	#DIV/0!	
1100-2060-0000	Meeting Expenses	CEO				3,817	12,600	30%	
1100-0002	**COUNCILLORS EXPENSES**		-	-	0%	**144,419**	**528,316**	**27%**	
1200-0002	**GOVERNANCE EXPENSES**								
1200-2200-0000	Governance Operating Expenses	MGC				134,262	395,500	34%	
1200-0002	**GOVERNANCE EXPENSES**		-	-	0%	**134,262**	**395,500**	**34%**	
1300-0003	**MEDIA & COMMUNICATIONS**								
1300-2200-0000	Media & Comms Operating Expenses					29,250	90,000	33%	
1300-0003	**MEDIA & COMMUNICATIONS**		-	-	0%	**29,250**	**90,000**	**33%**	
1000-0001	**CORPORATE GOVERNANCE**		-	-	0%	**651,637**	**1,918,260**	**34%**	
2100-0002	**ADMINISTRATION & FINANCE**								
2100-2220-0000	Shire Office Operating Expenses	MFA				59,957	215,400	28%	
2100-2020-0000	Consultants	MFA				-	-	0%	
2100-2230-0000	Insurance	MFA				98,155	96,120	102%	Annual LGM Liability m'ship
2100-2280-0000	Postage	MFA				2,505	5,000	50%	
2100-2290-0000	Printing & Stationery	MFA				6,870	30,000	23%	
2100-2330-0000	Shire Office Repairs & Maintenance	MFA				14,284	15,000	95%	Modifications works in Boardroom
2100-2600-0000	Depn General Admin	MFA				-	111,754	0%	
2100-0002	**ADMINISTRATION & FINANCE**		-	-	0%	**181,771**	**473,274**	**38%**	
2105-0002-0000	**FINANCIAL SERVICES**								
2105-2120-0000	Audit Fees	MFA				20,134	118,000	17%	
2105-2130-0000	Bank Charges	MFA				5,120	7,000	73%	
2105-2135-0000	Dishonoured Cheques	MFA				-	-	0%	
2105-2185-0000	Fringe Benefits Tax	MFA				4,956	13,000	38%	
2105-2220-0000	Financial Services Operating Expenses	MFA				223,849	1,160,062	19%	
2105-2260-0000	Bad Debts Expense	MFA				-	3,415,871	0%	
2105-2500-0000	Valuation of Assets	MFA				10,150	40,000	25%	
2105-2510-0000	Asset Management Expenses	MFA				42,247	10,000	422%	Annual mapping, other costs to be journalled
2105-2991-0000	Odd Cents Rounding Expense	MFA				-	-	0%	
2105-0002-0000	**FINANCIAL SERVICES**		-	-	0%	**306,456**	**4,763,933**	**6%**	
2110-0002	**STORES**								
2110-1550-0000	Auction Sales	MFA	284,560	-	0%		-		

Revenue and Expenditure Report

For the month ending 31 October 2026
Year Elapsed 33%

		Resp. Off	Actual ACTUAL YTD	Actual AMENDED BUDGET 26/27	Actual %	EXPENSE ACTUAL YTD	EXPENSE AMENDED BUDGET 26/27	EXPENSE %	COMMENTS
2110-2220-0000	Stores and Procurement Operating Expenses	MFA				66,105	275,000	24%	
2110-2225-0000	Stores Write-Offs	MFA				995	-	0%	
2110-2250-0000	Auction Expenses	MFA				-	-	0%	
2110-2815-0000	Stores Oncosts Recoveries	MFA				(47,154)	(122,000)	39%	
2110-0002	**STORES**		**284,560**	**-**	**0%**	**19,945**	**153,000**	**13%**	
2120-0002	**INFORMATION TECHNOLOGY**								
2120-2220-0000	IT Operating Expenses	MFA				251,377	506,448	50%	
2120-0002	**INFORMATION TECHNOLOGY**		**-**	**-**	**0%**	**251,377**	**506,448**	**50%**	
2130-0002	**RECORDS MANAGEMENT**								
2130-2220-0000	Records Management Operating Expenses	MFA				34,383	126,032	27%	
2130-0002	**RECORDS MANAGEMENT**		**-**	**-**	**0%**	**34,383**	**126,032**	**27%**	
2140-0002	**CUSTOMER SERVICE**								
2140-2220-0000	Customer Service Operating Expenses	MFA				29,900	133,000	0%	
2140-0002	**CUSTOMER SERVICE**		**-**	**-**	**0%**	**29,900**	**133,000**	**0%**	
2200-0002	**RATES & CHARGES**								
2210-0003	**General Rates - Residential Categories**								
2210-1000-0000	Rates - Residential	MFA	98,321	197,414	50%				
2210-1005-0000	Interest on Rates	MFA	1,547	3,000	52%				
2210-1080-0000	Discount - Residential	MFA	-	-	0%				
2210-1085-0000	Pensioner Rebates	MFA	(4,083)	(6,000)	68%				
2210-1090-0000	Writeoffs and Refunds	MFA	(8)	(1,000)	1%				
2210-1095-0000	Charge on Land	MFA	(0)	-	0%				
2210-0003	**General Rates - Residential Categories**		**95,797**	**193,414**	**50%**	**-**	**-**	**0%**	
2220-0003	**General Rates - Commercial**								
2220-1000-0000	Rates - Commercial	MFA	37,053	74,600	50%				
2220-1080-0000	Discount - Commercial	MFA	-	-	0%				
2220-1090-0000	Write Off & Refund - Commercial	MFA	-	(500)	0%				
2220-1105-0000	Interest on Rates - Commercial	MFA	43	500	9%				
2220-0003	**General Rates - Commercial**		**37,095**	**74,600**	**50%**				
2230-0003	**General Rates - Rural Categories**								
2230-1000-0000	Rates - Rural Categories	MFA	968,155	1,939,532	50%				
2230-1005-0000	Interest on Rates - Rural	MFA	3,398	13,000	26%				
2230-1080-0000	Discount - Rural Categories	MFA	-	-	0%				
2230-0003	**General Rates - Rural Categories**		**971,553**	**1,952,532**	**50%**	**-**	**-**	**0%**	
2236-0003	**General Rates - Oil and Gas Activity**								
2236-1000-0000	Rates - Oil and Gas Activities	MFA	2,984,618	5,970,885	50%				
2236-1001-0000	Adjustment - Rates Oil & Gas Activit	MFA	-	-	0%				
2236-1005-0000	Interest on Rates - Oil and Gas	MFA	343,206	1,420,000	24%				
2236-1080-0000	Discount - Oil and Gas Activities	MFA	-	-	0%				
2236-1090-0000	Write-offs and Refunds - Oil and Gas	MFA	(10)	(3,000)	0%				
2236-0003	**General Rates - Oil and Gas Activity**		**3,327,815**	**7,387,885**	**45%**	**-**	**-**	**0%**	
2240-0003	**Rates & Charges Administration**								
2240-2000-0000	Rates & Charges Operating Expense	MFA				55,384	150,000	37%	
2240-0003	**Rates & Charges Administration**		**-**	**-**	**0%**	**55,384**	**150,000**	**37%**	
2200-0002	**RATES & CHARGES**		**4,432,260**	**9,608,631**	**46%**	**55,384**	**150,000**	**37%**	
2295-0002	**GRANTS**								

Revenue and Expenditure Report

For the month ending 31 October 2026
Year Elapsed 33%

			Actual			EXPENSE			
		Resp. Off	ACTUAL YTD	AMENDED BUDGET 26/27	%	ACTUAL YTD	AMENDED BUDGET 26/27	%	COMMENTS
2295-1100-0000	FA Grant - General Component	MFA	395,387	7,747,900	5%				Bulk of payments to be recived in June 2027
2295-1130-0000	FA Grant - Identified Road Component	MFA	112,799	2,205,377	5%				Bulk of payments to be recived in June 2027
2296-1100-0000	Grant - Roads to Recovery	DES	-	-	0%				
2296-1120-0000	Grant - Scheme Supply Fund	CEO	-	50,000	0%				
2296-1110-0000	Grant - Housing Support Program	CEO	-	-	0%				
2296-1140-0000	Grant - Active Transport Program 26/27	DIS	-	37,500	0%				
2297-1000-0000	SWQ Water and Sewerage Alliance Revenue	DES	-	-	0%				
2297-2000-0000	SWQ Water and Sewerage Alliance Costs	DES		-	0%	-	-		
2298-1200-0000	Capital Grant - SES Donation	MFA	-	-	0%				
2298-1204-0000	Capital Grant - SES Support Grant	MFA	-	-	0%				
2298-1205-0000	Cap Grant - LRCIP Programme Round 3	MFA	-	-	0%				
2298-1206-0000	Capital Grant - LRCIP Programme Round 4 Part A	MFA	-	-	0%				
2298-1207-0000	Capital Grant - LRCIP Programme Round 4 Part B	MFA	-	-	0%				
2298-1208-0000	Capital Grant - ENHM Stage 3	MFA	-	14,800,000	0%				
2298-1209-0000	Capital Grant - Energy Funding		-	77,081	0%				
2298-1210-0000	Capital Grant - RAUP Toompine	MFA	-	-	0%				
2298-1211-0000	Capital Grant - QRA	DIS	-	1,270,640	0%				
2298-1212-0000	Capital Grant - Eromanga Bore	DIS	-	1,380,000	0%				
2298-1220-0000	Capital Grant - LGGSP - Townhouses	MFA	-	-	0%				
2298-1221-0000	Capital Grant - RRBF Round 1	DIS	-	654,000	0%				
2298-1270-0000	Cap Grant - R2R Revenue	MFA	-	1,352,401	0%				
2298-1275-0000	Capital Grant - BOR Quilpie STP Design	MFA	-	-	0%				
2298-1280-0000	Cap Grant - LGGSP - Quilpie Airport Upgrade Design	MFA	-	-	0%				
2298-1285-0000	Cap Grant - Gyrica Gardens Extension (Design)	DIS	-	250,000	0%				
2298-1288-0000	Cap Grant - W4Q 24-27	MFA	-	710,000	0%				
2298-1289-0000	Capital Grant - LGGSP - Quilpie Sewerage Treatment Plant (Subject to funding)	MFA	-	11,861,194	0%				
2298-1290-0000	Cap Grant - Quilpie Aerodrome DSUP	DIS	41,250	75,000	55%				
2298-1291-0000	Capital Grant - SLRIP	DIS	-	1,840,000	0%				
2298-1292-0000	Capital Grant - Res Activation Fund	MFA	-	8,630,261	0%				
2298-1293-0000	Capital Grant - Quilie Airport Upgra	MFA	-	11,607,375	0%				
2298-1294-0000	Capital Grant - Disaster Ready Fund	MFA	-	-	0%				
2298-1296-0000	Capital Grant - Country Roads Connec	MFA	-	-	0%				
2298-1297-0000	Contributions - Infrastructure	MFA	-	134,000	0%				
2298-1298-0000	Capital Grant - Battery Collection Project	DIS	-	37,099	0%				
2298-1299-0000	Capital Grant - Childcare centre	CEO	-	3,000,000	0%				

Revenue and Expenditure Report

For the month ending 31 October 2026
Year Elapsed 33%

			Actual			EXPENSE			
		Resp. Off	ACTUAL YTD	AMENDED BUDGET 26/27	%	ACTUAL YTD	AMENDED BUDGET 26/27	%	COMMENTS
2295-0002	GRANTS		549,436	67,719,828	1%	-	-	0%	
2300-0002	OTHER REVENUE								
2300-1500-0000	Administration Fees (GST Applies)	MFA	84	5,000	2%				
2300-1510-0000	Admin Fees (GST Exempt)	MFA	4,128	5,000	83%				
2300-1601-0000	Fire Levy Commission	MFA	-	4,000	0%				
2300-1800-0000	Bank Interest Received	MFA	6,384	15,000	43%				
2300-1810-0000	Investment Interest	MFA	1,053,971	1,560,000	68%				
2300-1990-0000	Miscellaneous Income	MFA	40,416	2,000	2021%				Reimb of training Course - BR2 Adj
2300-1995-0000	Misc Income GST Free	MFA	23,708	2,000	1185%				
2300-2130-0000	Investment Admin Fees	MFA			0%	12,662	28,000	45%	
2310-1300-0000	Quilpie Club Rent	MFA	-	500	0%				
2310-2300-0000	Quilpie Club Expenses	MFA				304	500	61%	
2300-0002	OTHER REVENUE		1,128,691	1,593,500	71%	12,966	28,500	45%	
2400-0002	EMPLOYEE ONCOSTS								
2400-2010-0000	Expense Annual Leave	MFA				265,796	680,000	39%	
2400-2011-0000	Expense Long Service Leave	MFA				40,306	151,000	27%	
2400-2012-0000	Expense Sick Leave	MFA				102,165	230,000	44%	
2400-2013-0000	Expense Public Holiday	MFA				50,010	220,000	23%	
2400-2015-0000	Expense Bereavement Leave	MFA				2,932	4,000	73%	
2400-2016-0000	Expense Domestic Violence Leave	MFA				-	2,000	0%	
2400-2020-0000	Expense Maternity Leave	MFA				-	7,000	0%	
2400-2025-0000	Expense - Phone Allowance	MFA				906	15,000	6%	
2400-2065-0000	Expense Super Contributions	MFA				259,741	720,000	36%	
2400-2230-0000	Expense Workers Compensation	MFA				110,609	106,000	104%	Workers comp annual insurance
2400-2315-0000	Expense Employee Relocation	MFA				-	10,000	0%	
2400-2410-0000	Expense WH&S	MFA				114,068	298,500	38%	
2400-2821-0000	Recovery Annual Leave	MFA				(206,075)	(680,000)	30%	
2400-2822-0000	Recovery Sick Leave	MFA				(53,450)	(230,000)	23%	
2400-2823-0000	Recovery LSL	MFA				(45,812)	(151,000)	30%	
2400-2824-0000	Recovery Public Holidays	MFA				(70,147)	(220,000)	32%	
2400-2825-0000	Recovery Superannuation	MFA				(218,632)	(720,000)	30%	
2400-2826-0000	Recovery Workers Comp	MFA				(32,012)	(106,000)	30%	
2400-2827-0000	Recovery Training	MFA				(76,359)	(238,000)	32%	
2400-2828-0000	Recovery WH&S	MFA				(96,208)	(310,000)	31%	
2400-2829-0000	Recovery Contractors	MFA				(136,653)	(240,000)	57%	
2400-2830-0000	Recovery Office Equipment	MFA				(24,347)	(80,000)	30%	
2400-2831-0000	Recovery Administration	MFA				(43,477)	(110,000)	40%	
2400-0002	EMPLOYEE ONCOSTS		-	-	0%	(56,641)	(641,500)	9%	
2000-0001	ADMINISTRATION AND FINANCE		6,204,947	78,921,959	8%	835,542	5,892,687	15%	
3000-0001	INFRASTRUCTURE								
3000-0002	ENGINEERING ADMIN & SUPERVISION								
3000-1100-0000	Apprentice Incentive Payments	DIS	-	-	0%				
3000-1101-0000	Grant - R2R	DIS	-	-	0%				
3000-1500-0000	Contributions - Infrastructure	DIS		-					
3000-2029-0000	Engineering O/C Recover Supervision	DIS				(86,001)	(230,000)	37%	
3000-2030-0000	Engineering O/C Recover Plant	DIS				(5,865)	(20,000)	29%	
3000-2040-0000	Engineering O/C Recover FP & LT	DIS				(19,271)	(50,000)	39%	
3000-2050-0000	Engineering O/C Recover Wet Weather	DIS				(12,533)	(30,000)	42%	
3000-2060-0000	Wet Weather Wages Expense	DIS				-	30,000	0%	
3000-2080-0000	Floating Plant / Loose Tools	DIS				3,055	-	0%	
3000-2220-0000	Engineering Management Expenses	DIS				21,235	199,000	11%	
3000-2420-0000	Quality Assurance Expenses	DIS				24,861	71,000	35%	
3000-2985-0000	Engineering Consultants	DIS				-	60,000	0%	

Revenue and Expenditure Report

For the month ending 31 October 2026
Year Elapsed 33%

			Actual			EXPENSE			
		Resp. Off	ACTUAL YTD	AMENDED BUDGET 26/27	%	ACTUAL YTD	AMENDED BUDGET 26/27	%	COMMENTS
3000-2990-0000	Works Supervision	DIS				261,421	1,141,482	23%	
3000-0002	**ENGINEERING ADMIN & SUPERVISION**		-	-	**0%**	**185,901**	**1,171,482**	**16%**	
3100-0002	**WATER**								
3100-0003	**WATER - QUILPIE**								
3100-1000-0000	Quilpie Water Charges	MFA	237,976	461,034	52%				
3100-1005-0000	Quilpie Water Charges Interest	MFA	1,317	2,575	51%				
3100-1020-0000	Quilpie Other Water Revenue	MFA	-	-	0%				
3100-1080-0000	Quilpie Water Discount	MFA	-	-	0%				
3100-1085-0000	Quilpie Water Pensioner Rebate	MFA	(3,265)	(4,750)	69%				
3100-1090-0000	Quilpie Water Writeoff and Refund	MFA	(2)	(500)	0%				
3100-1500-0000	Quilpie Water Connections	DIS	-	525	0%				
3100-2200-0000	Drinking Water Quality Plan	DIS			0%	3,135	6,485	48%	
3100-2230-0000	Quilpie Water Operations	DIS			0%	78,816	296,500	27%	
3100-2600-0000	Depn Quilpie Water	DIS			0%	-	111,869	0%	
3100-0003	**WATER - QUILPIE**		**236,026**	**458,884**	**51%**	**81,951**	**414,854**	**20%**	
3110-0003	**WATER - EROMANGA**								
3110-1000-0000	Eromanga Water Charges	MFA	24,255	48,510	50%				
3110-1005-0000	Eromanga Water Charges Interest	MFA	25	500	5%				
3110-1020-0000	Eromanga Other Water Revenue	MFA	-	-	0%				
3110-1080-0000	Eromanga Water Discount	MFA	-	-	0%				
3110-1085-0000	Eromanga Water Pensioner Rebate	MFA	(351)	(1,250)	28%				
3110-1090-0000	Eromanga Water Writeoff and Refund	MFA	(2)	-	0%				
3110-2220-0000	Eromanga Water Operations-Wages	DIS				27,297	72,000	38%	
3110-2230-0000	Eromanga Water Operations-Expenses	DIS				93,027	297,500	31%	
3110-2600-0000	Depn Eromanga Water	DIS				-	116,442	0%	
3110-0003	**WATER - EROMANGA**		**23,927**	**47,760**	**50%**	**120,324**	**485,942**	**25%**	
3120-0003	**WATER - ADAVALE**								
3120-1000-0000	Adavale Water Charges	MFA	16,632	33,264	50%				
3120-1005-0000	Adavale Water Charges Interest	MFA	71	500	14%				
3120-1080-0000	Adavale Water Discount	MFA	-	-	0%				
3120-1085-0000	Adavale Water Pensioner Remissions	MFA	(866)	(1,300)	67%				
3120-1090-0000	Adavale Water Chgs Writeoff & Refund	MFA	-	-	0%				
3120-2220-0000	Adavale Water Operations	DIS				4,287	50,000	9%	
3120-2600-0000	Depn Adavale Water	DIS				-	19,196	0%	
3120-0003	**WATER - ADAVALE**		**15,837**	**32,464**	**49%**	**4,287**	**69,196**	**6%**	
3130-0003	**WATER - CHEEPIE**								
3130-1000-0000	Cheepie Water Charges	DIS	-	3,024	0%				
3130-2220-0000	Cheepie Water Operations	DIS				1,048	1,000	105%	
3130-2600-0000	Depn Cheepie Water	DIS				-	255	0%	
3130-0003	**WATER - CHEEPIE**		**-**	**3,024**	**0%**	**1,048**	**1,255**	**83%**	
3140-0003	**WATER - TOOMPINE**								
3140-1000-0000	Toompine Water Charges	MFA		12,096	0%				
3140-1005-0000	Toompine Water Charges Interest	MFA		-	0%				
3140-1080-0000	Toompine Water Discount	MFA		-	0%				
3140-2220-0000	Toompine Water Operations-Wages	DIS				279	5,000	6%	
3140-2230-0000	Toompine Water Operations	DIS				1,513	15,000	10%	
3140-2600-0000	Water Depreciation-Toompine	DIS				-	20,487	0%	
3140-0003	**WATER - TOOMPINE**		**-**	**12,096**	**0%**	**1,792**	**40,487**	**4%**	
3100-0002	**WATER**		**275,790**	**554,228**	**50%**	**209,402**	**1,011,744**	**21%**	
3200-0002	**SEWERAGE**								

Revenue and Expenditure Report

For the month ending 31 October 2026
Year Elapsed 33%

			Actual			EXPENSE			
		Resp. Off	ACTUAL YTD	AMENDED BUDGET 26/27	%	ACTUAL YTD	AMENDED BUDGET 26/27	%	COMMENTS
3200-0003	SEWERAGE QUILPIE								
3200-1000-0000	Quilpie Sewerage Charges	MFA	153,804	307,818	50%				
3200-1005-0000	Quilpie Sewerage Interest	MFA	1,254	2,000	63%				
3200-1080-0000	Quilpie Sewerage Discount	MFA	-	-	0%				
3200-1085-0000	Quilpie Sewerage Pensioner Remission	MFA	-	(700)	0%				
3200-1090-0000	Quilpie Sewerage Writeoff & Refunds	MFA	(2)	(100)	2%				
3200-1500-0000	Quilpie Sewerage Waste Charge	MFA	-	-	0%				
3200-1510-0000	Quilpie Sewerage Connection	DIS	600	1,000	60%				
3200-2230-0000	Quilpie Sewerage Operations	DIS				51,418	260,000	20%	
3200-2600-0000	Depn Quilpie Sewerage	DIS				-	110,748	0%	
3200-0003	SEWERAGE QUILPIE		155,656	310,018	50%	51,418	370,748	14%	
3210-0003	SEWERAGE EROMANGA								
3210-1000-0000	Eromanga Sewerage Charges	MFA	14,606	29,211	50%				
3210-1005-0000	Eromanga Sewerage Charges Interest	MFA	70	500	14%				
3210-1080-0000	Eromanga Sewerage Discount	MFA	-	-	0%				
3210-1085-0000	Eromanga Sewerage Pensioner Remissions	MFA	-	(100)	0%				
3210-1090-0000	Eromanga Sewerage Writeoff & Refunds	MFA	(3)	-	0%				
3210-2230-0000	Eromanga Sewerage Operations	DIS				7,677	42,000	18%	
3210-2600-0000	Depn Eromanga Sewer	DIS				-	37,622	0%	
3210-0003	SEWERAGE EROMANGA		14,673	29,611	50%	7,677	79,622	10%	
3212-0003	SEWERAGE ADAVALE								
3212-2600-0000	Depn Adavale Septic System	DIS				-	73	0%	
3212-0003	SEWERAGE ADAVALE		-	-	0%	-	73	0%	
3214-0003	SEWERAGE TOOMPINE								
3214-2600-0000	Depn Toompine Hall Septic System	DIS				-	204	0%	
3214-0003	SEWERAGE TOOMPINE		-	-	0%	-	204	0%	
3200-0002	SEWERAGE		170,329	339,629	50%	59,096	450,647	13%	
3300-0002	INFRASTRUCTURE MAINTENANCE								
3300-0003	SHIRE ROADS MAINTENANCE								
3300-1000-0000	Special Rate - Keeroongooloo road seal	DIS	147,750	295,500	50%				
3300-2220-0000	Shire Roads & Drainage - Wages	DIS				26,793	231,605	12%	
3300-2230-0000	Shire Roads & Drainage Expenses	DIS				146,507	542,788	27%	
3300-2600-0000	Depn Roads & Streets	DIS				-	4,030,749	0%	
3300-0003	SHIRE ROADS MAINTENANCE	DIS	147,750	295,500	50%	173,300	4,805,142	4%	
		DIS							
3305-0003	SHIRE ROADS - FLOOD DAMAGE	DIS							
3302-1160-0000	FD MAR 2025 Restoration Works	DIS	3,550,583	49,200,000	7%				
3308-1170-0000	FD 2024 Restoration Works	DIS	-	-	0%				
3302-2240-0000	FD MAR 2025 Restoration Works	DIS				3,550,583	49,200,000	7%	
3308-2400-0000	FD 2021 Restoration	DIS				-	-	0%	
3305-0003	SHIRE ROADS - FLOOD DAMAGE		3,550,583	49,200,000	7%	3,550,583	49,200,000	7%	
3310-0003	TOWN STREET & DRAINAGE MAINTENANCE								
3310-2220-0000	Town Street & Drainage Maintenance	DIS				176,358	716,800	25%	
3310-2230-0000	Street Lighting	DIS				9,664	37,500	26%	
3310-2240-0000	Street Cleaning Operations	DIS				-	5,000	0%	
3310-0003	TOWN STREET & DRAINAGE MAINTENANCE		-	-	0%	186,022	759,300	24%	
3330-0003	DEPOTS & CAMPS								
3330-1510-0000	Camp Accommodation Rent	DIS	-	10,000	0%				
3330-2220-0000	Camps Operations	DIS				12,642	54,075	23%	
3330-2330-0000	Depots Operations	DIS				126,399	227,850	55%	

Revenue and Expenditure Report

For the month ending 31 October 2026
Year Elapsed 33%

		Resp. Off	Actual ACTUAL YTD	Actual AMENDED BUDGET 26/27	Actual %	EXPENSE ACTUAL YTD	EXPENSE AMENDED BUDGET 26/27	EXPENSE %	COMMENTS
3330-2600-0000	Depn Depot & Camp	DIS				-	277,912	0%	
3330-0003	**DEPOTS & CAMPS**		-	10,000	0%	139,040	559,837	25%	
3340-0003	**WORKSHOP**								
3340-2220-0000	Workshop Operations	DDIS				101,653	10,500	968%	Includes W/Shop supervisor temp staff costs, moved to wages line in Nov
3340-2230-0000	Workshop Maintenance & Repairs	DDIS				22,162	286,500	8%	
3340-0003	**WORKSHOP**		-	-	0%	123,815	297,000	42%	
3350-0003	**PLANT & MACHINERY**								
3350-1500-0000	Insurance Claims	DDIS	500,000	500,000	100%				
3350-1510-0000	Gain/Loss on Sale/Disposal of Plant	DDIS	27,273	-	0%				
3350-1570-0000	Diesel Rebate - ATO	DDIS	70,269	180,000	39%				
3350-2145-0000	Small Plant Repairs	DDIS				2,050	17,000	12%	
3350-2225-0000	Small Plant Purchases	DDIS				4,602	20,000	23%	
3350-2229-0000	Plant Operations	DDIS				288,480	916,188	31%	
3350-2330-0000	Plant Repairs & Maintenance	DDIS				178,498	845,000	21%	
3350-2331-0000	Plant Registration and Insurance	DDIS				193,022	184,458	105%	Annual motor vehicle insurance
3350-2585-0000	Plant Recoveries	DDIS				(1,136,609)	(3,600,000)	32%	
3350-2600-0000	Depn Plant	DDIS				-	1,216,100	0%	
3350-0003	**PLANT & MACHINERY**		597,542	680,000	88%	(469,957)	(401,255)	117%	
3360-0003	**AERODROME**								
3360-1200-0000	Quilpie Aerodrome Fees	DDIS	13,766	40,000	34%				
3360-2325-0000	Quilpie Aerodrome Operations	DDIS				30,112	41,200	73%	
3360-2330-0000	Quilpie Aerodrome Repairs & Maint	DDIS				18,243	97,020	19%	
3360-2340-0000	Eromanga Aerodrome Repairs & Maint	DDIS				9,655	15,000	64%	
3360-2350-0000	Adavale Aerodrome Repairs & Maint	DDIS				2,884	6,500	44%	GLS survey Quilpie aerodrome
3360-2360-0000	Toompine Aerodrome Repairs & Maint	DDIS				85	2,163	4%	
3360-2370-0000	Cheepie Aerodrome Repairs & Maint	DDIS				-	2,271	0%	
3360-2600-0000	Depn - Quilpie Aerodrome	DDIS				-	260,679	0%	
3361-2600-0000	Depn - Adavale Aerodrome	DDIS				-	35,207		
3362-2600-0000	Depn - Toompine Aerodrome	DDIS				-	16,204		
3363-2600-0000	Depn - Cheepie Aerodrome	DDIS				-	64		
3365-2600-0000	Depn - Eromanga Aerodrome	DDIS				-	138,883		
3360-0003	**AERODROME**		-	40,000	0%	80,978	615,191	10%	
3366-0003	**QUILPIE REFUELLING FACILITY**								
3366-1310-0000	Quilpie Refuelling Revenue	DDIS	138,189	350,000	39%				
3366-2310-0000	Quilpie Refuelling Operation and R&M	DDIS				127,404	315,000	40%	
3366-2600-0000	Depn - Quilpie Refuelling Facility	DDIS				-	20,798	0%	
3365-0003	**QUILPIE REFUELLING FACILITY**		138,189	350,000	39%	127,404	335,798	0%	
3370-0003	**BULLOO PARK**								
3370-1500-0000	Bulloo Park Fees	DCCS	1,242	2,000	62%				
3370-2220-0000	Bulloo Park Operations	DCCS				46,346	122,000	38%	
3370-2600-0000	Depn Bulloo Park	DCCS				-	121,351	0%	
3370-0003	**BULLOO PARK**		1,242	2,000	62%	46,346	243,351	19%	
3371-0003	**BULLOO RIVER WALKWAY**								
3371-2220-0000	Bulloo River Walkway Operations	MED				-	2,000	0%	
3371-0003	**BULLOO RIVER WALKWAY**		-	-	0%	-	2,000	0%	
3374-0003	**TOOMPINE PLAY AREA**								
3374-2220-0000	Toompine Play Area Operations					650	2,000	32%	
3374-2600-0000	Depn - Toompine Play Area					-	11,803	0%	
3374-0003	**TOOMPINE PLAY AREA**		-	-		650	13,803	5%	

Revenue and Expenditure Report

For the month ending 31 October 2026
Year Elapsed 33%

		Resp. Off	Actual ACTUAL YTD	Actual AMENDED BUDGET 26/27	Actual %	EXPENSE ACTUAL YTD	EXPENSE AMENDED BUDGET 26/27	EXPENSE %	COMMENTS
3375-0003	JOHN WAUGH PARK								
3375-2220-0000	John Waugh Park Operations	DCCS				39,553	190,000	21%	
3375-2600-0000	Depn John Waugh Park	DCCS				-	45,805	0%	
3375-0003	JOHN WAUGH PARK		-	-	0%	39,553	235,805	17%	
3376-0003	BICENTENNIAL PARK								
3376-2220-0000	Bicentennial Park Operations	DCCS				22,053	26,000	85%	
3376-2600-0000	Depn Bicentennial Park	DCCS				-	55,549	0%	
3376-0003	BICENTENNIAL PARK		-	-	0%	22,053	81,549	27%	
3377-0003	BALDY TOP RECREATION AREA								
3377-2220-0000	Baldy Top Operations	DCCS				7,624	5,250	145%	
3377-2600-0000	Depn - Baldy Top	DCCS				-	4,157	0%	
3377-0003	BALDY TOP RECREATION AREA		-	-	0%	7,624	9,407	81%	
3378-0003	OPALOPOLIS PARK								
3378-2220-0000	Opalopolis Park Operations	DCCS				295	5,250	6%	
3378-2600-0000	Depn - Opalopolis Park	DCCS				-	1,321	0%	
3378-0003	OPALOPOLIS PARK		-	-	0%	295	6,571	4%	
3379-0003	KNOT-O-SAURUS PARK								
3379-2220-0000	Knot-o-saurus Park Operations	DCCS				845	5,250	16%	
3379-2600-0000	Depn - Knot-o-saurus Park	DCCS				-	7,753	0%	
3379-0003	KNOT-O-SAURUS PARK		-	-	0%	845	13,003	6%	
3380-0003	COUNCIL LAND & BUILDINGS								
3380-1500-0000	Gain / Loss on Land & Buildings for Resale	DCCS	-	-	0%				
3380-1501-0000	Profit / (Loss) on Sale of Assets	DCCS	-	-	0%				
3380-2100-0000	Land Sale Costs	DCCS				-	2,000	0%	
3380-2330-0000	Council Properties Operating Exp	DCCS				22,997	32,550	71%	
3380-2600-0000	Depn Council Buildings Other	DCCS				-	99,829	0%	
3380-0003	COUNCIL LAND & BUILDINGS		-	-	0%	22,997	134,379	17%	
3385-0003	PARKS & GARDENS								
3385-2220-0000	Parks & Gardens Operating Expenses	DES				57,350	170,000	34%	
3385-2600-0000	Depn Parks Building	DES				-	38,166	0%	
3385-0003	PARKS & GARDENS		-	-	0%	57,350	208,166	28%	
3390-0003	PUBLIC TOILETS								
3390-2220-0000	Public Toilets Operations	DES				17,991	52,500	34%	
3390-0003	PUBLIC TOILETS		-	-	0%	17,991	52,500	34%	
3300-0002	INFRASTRUCTURE MAINTENANCE		4,435,305	50,577,500	9%	4,106,889	57,171,547	7%	
3400-0002	BUSINESS OPPORTUNITIES								
3400-0003	DMR WORKS								
3402-1258-0000	RMPC Contract	DIS	436,071	1,733,714	25%				
3402-1260-0000	RMPC Contract Variations	DIS	-	-	0%				
3402-2230-0000	RMPC Contract	DIS				318,723	1,560,342	20%	
3403-1275-0000	Quilpie-Adavale Red Rd (TIDS) Revenu	DIS	-	-	0%		-		
3403-2200-0000	Quilpie-Adavale Red Road (TIDS) Exps	DIS		-		-	-	0%	
3403-1276-0000	Adavale-Blackall Rd (TIDS)	DIS	-	530,863					
3403-2201-0000	Adavale-Blackall Rd (TIDS)	DIS				15,523	530,863		
3404-1280-0000	TIDS Adavale Blackall Rd Revenue	DIS	-	-	0%		-		
3404-2200-0000	TIDS Adavale Blackall Rd Expenses	DIS		-		24,774	-	0%	
3409-1281-0000	CN25602 25O Event DRFA Recon Program	DIS	2,189,053	3,770,139	58%				
3409-2301-0000	CN25602 25O Event DRFA Recon Program	DIS				1,213,089	3,770,139	32%	
3400-0003	DMR WORKS		2,625,124	6,034,716	44%	1,593,436	5,861,344	27%	

Revenue and Expenditure Report

For the month ending 31 October 2026
Year Elapsed 33%

			Actual			EXPENSE			
		Resp. Off	ACTUAL YTD	AMENDED BUDGET 26/27	%	ACTUAL YTD	AMENDED BUDGET 26/27	%	COMMENTS
3410-0003	PRIVATE WORKS								
3410-1280-0000	MAR 2025 Event - TMR Works	DIS	-	-	0%				
3410-1550-0000	Private Works Revenue	DIS	41,291	27,000	153%				
3410-2230-0000	Private Works Expenditure	DIS				182,115	20,000	911%	RoadTek purchases to be reimbursed
3410-2300-0000	MAR 2025 Event - TMR Works	DIS		-		-	-		
3411-1280-0000	CN23526 Grid Removals	DIS	-	-	0%		-		
3411-2300-0000	CN23526 Grid Removals	DIS		-		17,697	-	0%	
3410-0003	PRIVATE WORKS		41,291	27,000	153%	199,811	20,000	999%	
3420-0003	CAR HIRE LEASE								
3421-1201-0000	Car Hire Lease Revenue	DDCBD	4,721	16,000	30%				
3421-2301-0000	Car Hire Lease Expenditure	DDCBD				6,132	6,367	96%	
			4,721	16,000		6,132	6,367		
3400-0002	BUSINESS OPPORTUNITIES		2,671,136	6,077,716	44%	1,799,379	5,887,711	31%	
3000-0001	INFRASTRUCTURE		7,552,586	57,549,673	13%	8,360,667	85,693,131	10%	
4000-0001	ENVIRONMENT & HEALTH								
4100-0002	PLANNING & DEVELOPMENT								
4100-0003	TOWN PLANNING - LAND USE & SURVEY								
4100-1500-0000	Town Planning Fees	CEO	1,210	5,000	24%				
4100-2220-0000	Town Planning Expenses	CEO				2,353	10,000	24%	Planning consultancy
4100-0003	TOWN PLANNING - LAND USE & SURVEY		1,210	5,000	24%	2,353	10,000	24%	
4150-0003	BUILDING CONTROLS								
4150-1500-0000	Building Fees No GST	CEO	626	1,000	63%				
4150-1501-0000	Building Fees - GST Applies	CEO	6,125	30,000	20%				
4150-2220-0000	Building Expenses	CEO				10,360	60,000	17%	Certification services
4151-1505-0000	Swimming Pool Inspection Fees	CEO		-		-	-	0%	
4151-2225-0000	Swimming Pool Inspection Costs	CEO		-		-	-	0%	
4150-0003	BUILDING CONTROLS		6,751	31,000	22%	10,360	60,000	17%	
4100-0002	PLANNING & DEVELOPMENT		7,961	36,000	22%	12,713	70,000	18%	
4200-0002	WASTE MANAGEMENT								
4200-0003	GARBAGE COLLECTION								
4200-1000-0000	Garbage Charges	DES	233,499	475,230	49%				
4200-1005-0000	Garbage Charges - Interest	DES	1,864	4,200	44%				
4200-1080-0000	Garbage Charges Discount	DES	-	-	0%				
4200-1085-0000	Garbage Pensioner Remission	DES	-	-	0%				
4200-1090-0000	Garbage Charges Writeoff and Refund	DES	(10)	(100)	10%				
4200-2220-0000	Garbage Operations	DES				78,921	176,000	45%	
4220-2225-0000	Annual Kerbside Collection	DES				3,834	6,000	64%	
4200-0003	GARBAGE COLLECTION		235,353	479,330	49%	82,755	182,000	45%	
4250-0003	LANDFILL OPERATIONS								
4250-1500-0000	Landfill Fees Revenue	DES	182	1,000	18%				
4250-2235-0000	Landfill Operations	DES				78,506	315,500	25%	
4250-2600-0000	Depn Landfill	DES				-	52,941	0%	
4250-0003	LANDFILL OPERATIONS		182	1,000	18%	78,506	368,441	21%	
4200-0002	WASTE MANAGEMENT		235,535	480,330	49%	161,261	550,441	29%	
4300-0002	PEST MANAGEMENT & ANIMAL CONTROL								

Revenue and Expenditure Report

For the month ending 31 October 2026
Year Elapsed 33%

		Resp. Off	Actual ACTUAL YTD	Actual AMENDED BUDGET 26/27	Actual %	EXPENSE ACTUAL YTD	EXPENSE AMENDED BUDGET 26/27	EXPENSE %	COMMENTS
4300-0003	PLANT PEST CONTROL								
4300-2250-0000	Com. Combating Drought-Pest Weed Exp	DCCS				-	-		
4300-2290-0000	Plant Pest Control Expenses	DCCS				235	30,000	1%	
4300-0003	PLANT PEST CONTROL		-	-	0%	235	30,000	1%	
4310-0003	ANIMAL PEST CONTROL								
4310-1000-0000	Wild Dog Special Levy	DCCS	122,537	242,405	51%				
4310-2235-0000	Wild Dog Coordinator Expenditure	DCCS				20,716	201,075		
4310-2250-0000	Wild Dog Bonus Payments	DCCS				-	5,000		
4310-2280-0000	DNR Precept - Barrier Fence	DCCS		-		-	-		
4312-1000-0000	Baiting Fee Reimbursements	DCCS	-	-	0%		-		
4312-2260-0000	Syndicate Baiting Expense	DCCS				47,713	244,712		
4313-1170-0000	Grant - QLD Feral Pest Initiative	DCCS	-	-	0%		-		
4313-2250-0000	QLD Feral Pest Initiative	DCCS		-			-		
4313-2290-0000	2022 Council Exclusion Fence Subsidy	DCCS		-		-	-		
4313-2300-0000	2023 Council Exclusion Fence Subsidy	DCCS		-		-	-		
4310-0003	ANIMAL PEST CONTROL		122,537	242,405	51%	68,429	450,787	15%	
4320-0003	STOCK ROUTES & RESERVES MANAGEMENT								
4320-1500-0000	Common Application Fees	DCCS	(63)	2,000					
4320-1600-0000	Mustering / Supplement Fees	DCCS	(691)	2,500					
4320-1800-0000	Reserve Fees	DCCS	-	-	0%				
4320-2200-0000	Common Fence Repairs & Firebreaks	DCCS				-	16,000		
4320-2220-0000	Stock Routes & Reserves Expenses	DCCS				2,930	15,000		
4320-0003	STOCK ROUTES & RESERVES MANAGEMENT		(754)	4,500	-17%	2,930	31,000	9%	
4330-0003	DOMESTIC ANIMAL CONTROL								
4330-1300-0000	Animal Write-Off	DCCS	-	-	0%				
4330-1400-0000	Animal Discounts	DCCS	-	-	0%				
4330-1500-0000	Animal Control Fees	DCCS	10,363	15,000					
4330-1700-0000	Animal Control Fines & Penalties	DCCS	-	1,000	0%				
4330-2220-0000	Animal Control Expenses	DCCS				6,401	20,000		
4330-0003	DOMESTIC ANIMAL CONTROL		10,363	16,000	65%	6,401	20,000	32%	
4350-0003	PRECEPT BARRIER FENCE								
4350-1000-0000	Precept Barrier Fence Special Levy	DCDB	69,654	141,389					
4350-2200-0000	Precept Barrier Fence Expenditure	DCDB				-	141,486		
			69,654	141,389		-	141,486		
4300-0002	PEST MANAGEMENT & ANIMAL CONTROL		201,800	404,294	50%	77,995	673,273	12%	
4500-0002	ENVIRONMENT & HEALTH								
4510-0003	ENVIRONMENTAL PROTECTION								
4510-2220-0000	Environmental Protection Expenses	DCCS				-	28,000		
4510-0003	ENVIRONMENTAL PROTECTION		-	-	0%	-	28,000	0%	
4520-0003	HEALTH AUDITING & INSPECTION								
4520-1400-0000	Health Licenses & Permits Revenue	CEO	4,079	3,500	117%				
4520-2230	Health Operations		4,079	3,500	117%	-	-	0%	
4500-0002	ENVIRONMENT & HEALTH		4,079	3,500	117%	-	28,000	0%	
4000-0001	ENVIRONMENT & HEALTH		349,374	924,124	38%	251,963	1,321,744	19%	
5000-0001	COMMUNITY SERVICES								
5100-0002	COMMUNITY DEVELOPMENT								

Revenue and Expenditure Report

For the month ending 31 October 2026
Year Elapsed 33%

			Actual			EXPENSE			
		Resp. Off	ACTUAL YTD	AMENDED BUDGET 26/27	%	ACTUAL YTD	AMENDED BUDGET 26/27	%	COMMENTS
5120-0003	COMMUNITY FACILITIES SWIMMING POOLS								
5120-2220-0000	Quilpie Swimming Pool Operations	DCCS				125,999	427,079		
5120-2330-0000	Quilpie Swimming Pool Repairs & Mtc	DCCS				5,820	65,000		
5120-2600-0000	Depn Swimming Pool Structures	DCCS				-	95,308		
5125-2220-0000	Eromanga Swimming Pool Opt & Maint	DCCS				-	-		
5125-2230-0000	Eromanga Swimming Pool Repairs & Mtc	DCCS				80,983	146,618		
5125-2600-0000	Depn Eromanga Swimming Pool	DCCS				-	26,018		
5120-0003	COMMUNITY FACILITIES SWIMMING POOLS		-	-	0%	212,802	760,023	28%	
5150-0003	COMMUNITY FACILITIES - SHIRE HALLS								
5150-1500-0000	Shire Halls - Revenue	DCCS	4,083	3,000					
5150-2220-0000	Shire Hall Operations	DCCS				39,204	66,845		
5150-2330-0000	Shire Halls Repairs & Maintenance	DCCS				54,682	135,555		
5150-2600-0000	Depn Shire Halls	DCCS				-	228,392		
5150-0003	COMMUNITY FACILITIES - SHIRE HALLS		4,083	3,000	136%	93,886	430,792	22%	
	CHILD CARE CENTRE								
5160-2500-0000	Council Grant					20,927	36,828		
			-	-	-	20,927	36,828		
5170-0003	RECREATION FACILITIES								
5170-2220-0000	Recreational Facilities Operating Expenses	DCCS				10,212	15,000		
5170-2230-0000	Recreational Facilities Repairs & Maintenance	DCCS				10,377	2,500		Adavale Tennis Crt repairs
5170-2250-0000	All Sports Building	DCCS				1,601	4,000		
5170-2330-0000	Adavale Sport & Rec Grounds	DCCS				5,570	20,000		
5170-2340-0000	Eromanga Rodeo & Race Grounds	DCCS				11,464	25,000		
5170-2350-0000	Toompine Shooting Facility	DCCS				2,200	4,400		
5170-2600-0000	Depn Recreational Facilities	DCCS				-	232,726		
5170-0003	RECREATION FACILITIES		-	-	0%	41,424	303,626	14%	
5190-0003	COMMUNITY DEVELOPMENT								
5190-1140-0000	Sundry Income	DCCS	905	-	0%				
5190-1150-0000	Community Bus Income	DCCS	4,195	7,500					
5190-1160-0000	Community Event - Ticket Sales	DCCS	-	-	0%				
5190-1210-0000	Grants - National Australia Day Counci	DCCS	8,000	15,000					
5190-1220-0000	Grant - NAIDOC Week	DCCS	-	-	0%				
5190-1221-0000	NAIDOC Week Contribution	DCCS	-	-	0%				
5190-1230-0000	Grant - Celebrating Multicultural Old	DCCS	-	-	0%				
5190-2100-0000	Community Support Activities & Event	DCCS				5,244	47,700		
5190-2150-0000	Buses - Community Support	DCCS				-	-		
5190-2320-0000	Community Celebrations	DCCS				11,884	60,000		
5190-2500-0000	Council Community Grants	DCCS				10,757	53,000		
5190-2840-0000	Quilpie Street Development	DCCS				4,613	-		
5190-0003	COMMUNITY DEVELOPMENT		13,101	22,500	58%	32,498	160,700	20%	
5100-0002	COMMUNITY DEVELOPMENT		17,184	25,500	67%	401,537	1,691,969	24%	
5200-0002	AGED SERVICES								
5220-1200-0000	Aged Peoples Accommodation Rent	DCCS	37,607	132,600	28%				
5220-2220-0000	Aged Peoples Accommodation O&M	DCCS				76,450	121,500		
5220-2240-0000	Gynica Gardens Rec-Centre - O&M	DCCS				4,608	18,500		
5220-2600-0000	Depn Aged Accom Building	DCCS				-	152,386		
5200-0002	AGED SERVICES		37,607	132,600	28%	81,058	292,386	28%	
5225-0002	HOUSING								
5225-1200-0000	Rent - Housing	DCCS	250,518	691,218	36%				
5225-2220-0000	Housing Operating Expenses	DCCS				15,055	65,000		

Revenue and Expenditure Report

For the month ending 31 October 2026
Year Elapsed 33%

			Actual			EXPENSE			
		Resp. Off	ACTUAL YTD	AMENDED BUDGET 26/27	%	ACTUAL YTD	AMENDED BUDGET 26/27	%	COMMENTS
5225-2230-0000	Housing - Repairs & Maintenance	DCCS				231,347	354,711	65%	
5225-2600-0000	Depn Housing	DCCS				-	473,585	0%	
5225-0002	**HOUSING**		**247,330**	**691,218**	**36%**	**246,402**	**893,296**	**28%**	
5200-0002	**AGED SERVICES & HOUSING**		**284,938**	**823,818**	**35%**	**327,460**	**1,185,682**	**28%**	
5300-0003	**COMMUNITY HEALTH PROMOTIONS**								
5300-1100-0000	Health Promotions Officer Grant Rev	DCCS	18,750	75,000	25%				
5300-1150-0000	SW Primary Care Pilot Funding	DCCS	-	67,480	0%				
5300-2000-0000	Health Promotions Officer Wages	DCCS				-	-	0%	
5300-2020-0000	National Dis. Ins. Scheme Officer	DCCS				33,881	112,000	30%	
5300-2200-0000	Heart of Australia Bus Visit	DCCS				-	30,000	0%	
5300-2240-0000	Health Promotions Officer Activities	DCCS				79,305	229,875	34%	
5300-2800-0000	SW Primary Heath Care Pilot Expenses	DCCS				22,957	67,480	34%	
5300-0003	**COMMUNITY HEALTH PROMOTIONS**		**18,750**	**142,480**	**13%**	**136,143**	**439,355**	**31%**	
5300-0003	**COMMUNITY HEALTH**		**18,750**	**142,480**	**13%**	**136,143**	**439,355**	**31%**	
5400-0003	**COMMUNITY SERVICES ADMINISTRATION**								
5400-2220-0000	Community Services Admin Operating Expenses	DCCS				195,592	559,512	35%	
5400-0003	**COMMUNITY SERVICES ADMINISTRATION**		**-**	**-**	**0%**	**195,592**	**559,512**	**35%**	
5400-0003	**COMMUNITY SERVICES SUPPORT**		**-**	**-**	**0%**	**195,592**	**559,512**	**35%**	
5600-0002	**ARTS & CULTURE**								
5610-0003	**MUSEUMS**								
5610-2220-0000	Eromanga Living History Centre O&M	CEO				4,857	13,000	37%	
5610-2230-0000	Museum Operations & Maintenance	MED				1,152	5,000	23%	
5610-2240-0000	Powerhouse Museum Operations	MED				3,540	4,500	79%	
5610-2250-0000	Railway / Local History	MED				2,064	10,000	21%	
5610-2260-0000	Eromanga Natural Hist. Museum	CEO				54,146	80,900	67%	
5610-2290-0000	ENHM COVID-19 Operating Support	CEO				-	-	0%	
5610-2600-0000	Depn Museum	MED				-	303,897	0%	
5610-0003	**MUSEUMS**		**-**	**-**	**0%**	**65,758**	**417,297**	**16%**	
5630-0003	**REGIONAL ARTS DEVELOPMENT FUNDING**								
5630-1100-0000	RADF Grant Revenue	DCCS	26,250	26,250	100%				
5630-1400-0000	RADF Earnback and Refunds	DCCS	-	-	0%				
5630-2190-0000	RADF Grant Expenditure	DCCS				-	30,000	0%	
5630-5000-0000	**REGIONAL ARTS DEVELOPMENT FUNDING**		**26,250**	**26,250**	**100%**	**-**	**30,000**	**0%**	
5600-0002	**ARTS & CULTURE**		**26,250**	**26,250**	**100%**	**65,758**	**447,297**	**15%**	
5700-0002	**LIBRARY SERVICES**								
5710-1100-0000	Libraries Operating Grant Revenue	DCCS	-	3,000	0%				
5710-1110-0000	Strategic Priorities Grant	DCCS	-	-	0%				
5710-1120-0000	First Five Grant - Library	DCCS	-	3,000	0%				
5710-1130-0000	Grant - Library Resourcing	DCCS	-	20,000	0%				
5710-1140-0000	Grant - Empowering Rural Australia	DCCS	-	-	0%				
5710-1150-0000	Grant - Community Cohesion Program	DCCS	4,000	-	0%				
5710-1160-0000	Grant -SLQ Library Champions Bursary		-	-	0%				
5710-1170-0000	Grant - LitUp program		-	-	0%				
5710-1600-0000	Library Fees & Charges Revenue	DCCS	-	500	0%				
5710-2110-0000	Strategic Priorities Grant Expenditure	DCCS				-	-	0%	
5710-2120-0000	First Five Grant - Library Exp	DCCS				1,087	3,000	36%	
5710-2220-0000	Library Operating Expenses	DCCS				67,601	203,840	33%	
5710-2330-0000	Library Repairs & Maintenance Expens	DCCS				2,227	6,000	37%	

Revenue and Expenditure Report

For the month ending 31 October 2026
Year Elapsed 33%

		Resp. Off	Actual ACTUAL YTD	Actual AMENDED BUDGET 26/27	Actual %	EXPENSE ACTUAL YTD	EXPENSE AMENDED BUDGET 26/27	EXPENSE %	COMMENTS
5710-2600-0000	Depn Library	DCCS				-	22,355	0%	
5711-1130-0000	Grant Centrelink Access Point	DCCS	3,241	7,800	42%				
5711-1131-0000	Grant - Regional Tech Hub	DCCS	-	-			-		
5711-2115-0000	Grant - Regional Tech Hub expenses	DCCS				-	-	0%	
5700-0002	**LIBRARY SERVICES**		**7,241**	**34,300**	**21%**	**70,915**	**235,195**	**30%**	
5750-0002	**DISASTER MANAGEMENT SERVICES**								
5750-1100-0000	Grant - Get Ready Queensland	DCCS	6,102	6,780	90%				
5750-1120-0000	CDO Category A - QRA Funding	MFA	-	-	0%				
5750-1130-0000	CDO Category B - QRA Funding	MFA	-	-	0%				
5750-1135-0000	Category C - Community Recovery Fund	MFA	-	-	0%				
5750-1136-0000	Cat C - Community Health & Wellbeing Package	CEO	-	-					
5750-1140-0000	Coordinated Emergency Fodder Support	MFA	-	-	0%				
5750-1150-0000	Emerg Fencing Restitution Program	MFA	-	27,800,000	0%				
5750-2020-0000	Get Ready Qld Exp	DCCS				-	6,780	0%	
5750-2220-0000	Disaster Management Operations	CEO		-		46,545	-	0%	Maintenace of rain gauges
5750-2300-0000	CDO Cat A Emergency Addistance Individuals	CEO		-		-	-	0%	
5750-2400-0000	CDO Cat B Protection of General Public	CEO		-		-	-	0%	
5750-2450-0000	Cat C - Community Relief Fund Exp	CEO		-		-	-	0%	
5750-2451-0000	Cat C - Community Health & Wellbeing Package	CEO		-		104,911	-		
5750-2500-0000	Coordinated Emergency Fodder Support	CEO		-		-	-	0%	
5750-2550-0000	Emerg Fencing Restitution Program	CEO				-	27,800,000	0%	
5761-1500-0000	Program Administration Reimbursement	CEO	-	317,880	0%				
5761-2300-0000	Program Administration Expenses	CEO				199,833	317,880	63%	
5762-1100-0000	EFRP Grant	DCCS	-	1,277,500					
5762-2300-0000	EFRP Delivery expenses	DCCS				902,381	1,277,500		
5750-0002	**DISASTER MANAGEMENT SERVICES**		**6,102**	**29,402,140**	**0%**	**1,253,670**	**29,402,140**	**4%**	
5800-0002	**PUBLIC SERVICES**								
5810-0003	**STATE EMERGENCY SERVICES**								
5810-1140-0000	QLD Emergency Services Grant Revenue	WHS	-	20,000	0%				
5810-2220-0000	Emergency Services Operations	WHS				8,904	20,000	45%	
5810-2600-0000	Depn S.E.S	WHS				-	19,134	0%	
5810-0003	**STATE EMERGENCY SERVICES**		**-**	**20,000**	**0%**	**8,904**	**39,134**	**23%**	
5820-0003	**TELEVISION**								
5820-2230-0000	TV Maintenance & Repairs	DCCS				2,696	25,000	11%	
5820-2600-0000	Depn Satellite TV	DCCS				-	3,067	0%	
5820-0003	**TELEVISION**		**-**	**-**	**0%**	**2,696**	**28,067**	**10%**	
5830-0003	**CEMETERIES**								
5830-1500-0000	Burial Fees	DCCS	2,990	4,000	75%				
5830-1510-0000	Grave Reservation Fee	DCCS	-	-	0%				
5830-2220-0000	Cemeteries Operations	DCCS				8,273	36,000	23%	
5830-2230-0000	Cemeteries Maintenance	DCCS				-	3,000	0%	
5830-2600-0000	Depn Cemeteries Building	DCCS				-	2,738	0%	
5830-0003	**CEMETERIES**		**2,990**	**4,000**	**75%**	**8,273**	**41,738**	**20%**	
5840-0003	**EROMANGA STATE SCHOOL FACILITY**								
5840-2500-0000	Eromanga State School Operating Expe	DCCS				-	-		
5840-2600-0000	Depn - Eromanga State School Facility	MFA				-	26,462	0%	
5840-0003	**EROMANGA STATE SCHOOL FACILITY**		**-**	**-**	**0%**	**-**	**26,462**	**0%**	
5800-0002	**PUBLIC SERVICES**		**16,333**	**29,460,440**	**0%**	**1,344,457**	**29,772,736**	**5%**	
5000-0001	**COMMUNITY SERVICES**		**361,455**	**38,475,488**	**1%**	**2,470,944**	**34,096,881**	**7%**	

Revenue and Expenditure Report

For the month ending 31 October 2026
Year Elapsed 33%

			Actual			EXPENSE			
		Resp. Off	ACTUAL YTD	AMENDED BUDGET 26/27	%	ACTUAL YTD	AMENDED BUDGET 26/27	%	COMMENTS
6000-0001	HUMAN RESOURCES								
6100-0002-0000	PAYROLL SERVICES								
6100-2200-0000	Payroll Operating Expenses	HR				34,071	107,000	32%	
6100-0002-0000	PAYROLL SERVICES		-	-	0%	34,071	107,000	32%	
6200-0002-0000	HUMAN RESOURCES								
6200-1100-0000	Staff Deductions - Wellbeing Checks	HR	-	3,000	0%				
6200-1200-0000	Staff Deductions - Staff Functions	HR	-	500					
6200-2040-0000	Human Resource Expenses	HR				223,311	713,265	31%	
6200-2090-0000	Council Gym Membership Program - 20%	HR				-	7,600	0%	
6200-0002-0000	HUMAN RESOURCES		-	3,500	0%	223,311	720,865	31%	
6300-0002-0000	TRAINING & DEVELOPMENT								
6300-2000-0000	Staff Training & Development Wages	HR				33,120	-	0%	
6300-2070-0000	Staff Training & Development	HR				37,084	142,000	26%	
6300-2300-0000	Training & Development Operating Costs	HR				11,003	49,000	22%	
6300-0002-0000	TRAINING & DEVELOPMENT		-	-	0%	81,207	191,000	43%	
6000-0001	HUMAN RESOURCES			3,500	0%	338,589	1,018,865	33%	
7100-0001	ECONOMIC DEVELOPMENT & TOURISM								
7100-0002	ECONOMIC DEVELOPMENT & PROMOTION								
7100-2100-0000	Economic Development	MED				21,983	398,587	6%	
7100-2120-0000	Economic Dev Training and Conferences	MED				1,878	5,000	38%	
7100-2130-0000	Opal Fossicking Area	MED				154	5,000	3%	
7100-2140-0000	Subscriptions and Memberships	MED				14,076	15,000	94%	Outback Qld Tourism
7100-2150-0000	SWRED-Tourism Development	MED				10,019	-	0%	
7100-0002	ECONOMIC DEVELOPMENT & PROMOTION		-	-	0%	48,109	423,587	11%	
7200-0002	VISITOR INFORMATION CENTRE								
7200-1100-0000	Grant - Accessible Tourism Elevate F	MED	-	-	0%				
7200-1150-0000	Grant - Building Bush Tourism	MED	-	-	0%				
7200-1500-0000	Visitors Info Centre Sales	MED	23,636	32,000	74%				
7200-1505-0000	VIC - Quilpeta Sales	MED	10,354	26,000	40%				
7200-1510-0000	VIC Gallery Sales (GST Free)	MED	8,228	10,000	82%				
7200-1515-0000	VIC Gallery Sales (GST)	MED	-	-	0%				
7200-1520-0000	Visitors Information Centre Donation	MED	-	1,500	0%				
7200-1530-0000	Bus Tour Fees	MED	2,800	3,000	93%				
7200-2000-0000	VIC - Wages	MED				88,920	250,500	35%	
7200-2110-0000	VIC - Exhibitions and Events	MED				744	10,000	7%	
7200-2120-0000	VIC - Tourism Promotion	MED				-	60,000	0%	
7200-2130-0000	VIC - Bus Tour	MED				-	-	0%	
7200-2220-0000	VIC Operating Expenses	MED				31,081	83,500	37%	
7200-2230-0000	VIC - Repairs & Maintenance	MED				19,342	47,250	41%	
7200-2510-0000	Artist Payments - Sales (GST Excl)	MED				9,900	8,000	124%	
7200-2515-0000	Artist Payments - Sales (GST Incl)	MED				-	2,000	0%	
7200-2600-0000	Depn - VIC	MED				-	52,760	0%	
7200-2710-0000	Grant - Accessible Tourism Elevate Fund Exp	MED				-	-	0%	
7200-2720-0000	Grant - Building Bush Tourism Expenses	MED				-	-	0%	
7201-1500-0000	VIC Outback Mates to NP Camping Perm	MED	68	100	68%				
7200-0002	VISITOR INFORMATION CENTRE		45,086	72,600	62%	149,987	514,010	29%	
7300-0002	TOURISM EVENTS & ATTRACTIONS								
7300-1200-0000	Event Revenue	MED	-	-	0%				

Revenue and Expenditure Report

For the month ending 31 October 2026
Year Elapsed 33%

		Resp. Off	Actual INCOME ACTUAL YTD	Actual INCOME AMENDED BUDGET 26/27	Actual INCOME %	EXPENSE ACTUAL YTD	EXPENSE AMENDED BUDGET 26/27	EXPENSE %	COMMENTS
7300-2100-0000	EVENT - Major Events Promotion	MED				7,231	15,000	48%	
7300-2150-0000	Tourism Development	MED				-	59,000		
7300-2200-0000	EVENTS - Tourism Events	MED				3,129	99,250	3%	
7300-0002	**TOURISM EVENTS & ATTRACTIONS**		-	-	0%	10,360	173,250	6%	
7100-0001	ECONOMIC DEVELOPMENT & TOURISM		45,086	72,600	62%	208,455	1,110,847	19%	
	TOTAL REVENUE AND EXPENDITURE		14,805,422	167,949,744.38	9%	11,119,862	110,852,061.44	10%	
			ACTUAL	BUDGET					
	PROFIT / (LOSS)		3,697,320	57,097,683	6%				

CAPITAL EXPENDITURE REPORT

For the month ending 31 October 2026

PROJECT DETAILS										
Project Description	Type	RO	WIP at 30 June 2026	Current Year (Actual)	Current Year (Committed)	Total Year to Date	Total Project Cost	Project Budget 2026/27	Project Budget 2027/28	Total Project Budget
Land										
Multi year project - Rural Residential Estate	N	CEO	224,875	491,387	201,586	692,973	917,848	4,124,215		4,124,215
Carry over project - Strategic Land purchases	N	CEO	-	-	-	-	-	174,270		174,270
Industrial land subdivision	N	CEO		99,768	-	99,768	99,768	250,000		250,000
Sale of Industrial Blocks	N	CEO								-
Sale of Council Housing	N	CEO								-
			224,875	**591,155**	**201,586**	**792,741**	**1,017,616**	**$ 4,548,485**	**$ -**	**$ 4,548,485**
Buildings & Structures										
Adavale Hall Grounds Upgrade	R	DIS	8,606	-	-	-	8,606	-	-	-
Multi year project - Eromanga Natural History Museum (ENHM) - Stage 3	N	CEO	1,690	160,894	1,632,266	1,793,160	1,794,850	17,799,000	-	17,799,000
Deferred - Carry-over project - Gyrica Housing Refurbishment Unit 3	R	DIS	1,578	-	560	560	2,138	-		-
Deferred - Carry-over project - Gyrica Housing Refurbishment Unit 4	R	DIS		-	-	-	-	-		-
Carry-over project - Eromanga Pool Refurbishment (Fence and shed)	R	DDIS	291,486	-	-	-	291,486	38,579		38,579
Council Housing Refurbishments	R	DIS	-	12,697	22,800	35,497	35,497	294,000		294,000
Gyrica Housing Refurbishments	R	DIS	-	22,140	-	22,140	22,140	100,000		100,000
Garage, carport & fencing - 14 Donald Street, Eromanga (Carry-over project)	DIS	DIS	108,743	8,785	-	8,785	117,528	9,000		9,000
Garage, carport & fencing - 16 Donald Street, Eromanga (Carry-over project)	DIS	DIS	3,683	2,000	-	2,000	5,683	3,000		3,000
Multi year project - Child Care Centre	N	CEO	-	-	-	-	-	3,150,000		3,150,000
Carry-over project - Toilet at Cemetery	N	DDIS	-	-	-	-	-	30,000		30,000
Carry-over project - Community Services Storage	R	DDIS	8,804	12,334	3,500	15,834	24,638	31,196		31,196
Carry-over project - Depot Office redesign	N	CEO	9,678	58,254	7,127	65,381	75,058	79,323		79,323
Redesign Administration Building	R	DDIS	930	-	-	-	930	-		-
Carry-over project - Quilpie Community Energy Upgrade Project	N	CEO	-	12,995	-	12,995	12,995	154,163		154,163
Multi year project - Powerhouse House Development	N	CEO		-	-			6,387,944		6,387,944
Gyrica Gardens extension	N	CEO		-	-			250,000		250,000
Quilpie Pool Shade	R	DIS		-	-			180,000		180,000
Cricket Pitch cover	R	DIS		-	-			15,000		15,000
Quilpie Pool Roof	R	DIS		-	-	-		50,000		50,000
Admin Office Front Door	N	DDIS						20,000		20,000
			435,199	**$ 290,097**	**$ 1,666,253**	**$ 1,956,351**	**$ 2,391,549**	**$ 28,591,205**	**$ -**	**$ 28,591,205**
Other Infrastructure										
Toompine Airstrip – Secure and Safer Runway with Perimeter Fencing	N	DIS	-	4,207	-	4,207	4,207	4,200		4,200
Carry-over project - Entrance to Bulloo Park	N	DDIS	-	-	-	-	-	30,000		30,000
Carry-over project - Baldy Top Walking Path	U	CEO	402,100	69,807	6,150	75,957	478,057	102,661		102,661
Carry-over project - Bob Young Memorial Park Upgrade	R	DIS	31,355	495,044	139,236	634,280	665,636	679,963		679,963
Carry-over project - Administration Building - External Paint	R	DIS	6,000	-	20,680	20,680	26,680	19,000		19,000

CAPITAL EXPENDITURE REPORT

For the month ending 31 October 2026

PROJECT DETAILS										
Project Description	Type	RC	WIP at 30 June 2026	Current Year (Actual)	Current Year (Committed)	Total Year to Date	Total Project Cost	Project Budget 2026/27	Project Budget 2027/28	Total Project Budget
Carry-over project - Administration Building - Stage 2 - Front Office Garden	N	DIS	9,860	200	20	220	10,080	75,000		75,000
Carry-over project - Knot-a-Saurus Park footpath	N	DDIS	-	-	-	-	-	12,000		12,000
Carry-over project - Install Automatic Watering Systems - Various Locations	N	DDIS	-	-	-	-	-	65,000		65,000
Carry-over project - Quilpie Cemetery Improvements	N	DIS	-	700	700	1,400	1,400	110,000		110,000
Carry-over project - Install playgound at Adavale	N	DDIS	-	-	-	-	-	30,000		30,000
Carry-over project - Sealing wash bay approach and install silt trap	N	DIS	-	-	-	-	-	190,000		190,000
Carry-over project - Install fireproof battery collection boxes	N	DIS	58,391	20,395	1,499	21,894	80,285	46,375		46,375
Multi year project - Rest Area - Diamantina Development Road	N	DDIS		-	-			2,300,000		2,300,000
Stand pipe at Wash Bay	N	DDIS		-	-			90,000		90,000
Green Waste concrete processing bay	N	DDIS						220,000		220,000
Administration Building - Internal Paint	N	DDIS						33,000		33,000
Eromanga Rodeo Grounds Ablution Block	N	DDCBD						174,000		174,000
			507,706	**590,354**	**168,285**	**758,639**	**1,266,345**	**$ 4,181,199**	**$ -**	**$ 4,181,199**
Plant & Equipment										
Carry-over project - Replace plant 1122 - Toyota Prado	PR	DDIS		78,440	-	78,440	78,440	90,000		90,000
Carry-over project - Replace Unit 1117 Hilux	PR	DDIS		270	93,479	93,749	93,749	94,000		94,000
Carry-over project - Replace Unit 1118 Hilux	PR	DDIS		94,578	-	94,578	94,578	94,000		94,000
Carry-over project - Replace Unit 1119 Hilux	PR	DDIS		577	67,142	67,719	67,719	68,000		68,000
Carry-over project - Replace Unit 1120 Hilux	PR	DDIS		577	67,143	67,720	67,720	68,000		68,000
Carry-over project - Replace Unit 1121 Hilux	PR	DDIS		577	67,143	67,720	67,720	68,000		68,000
Carry-over project - Replace Unit 1113 Toyota Prado GX Wagon	PR	DDIS		78,440	-	78,440	78,440	90,000		90,000
Carry-over project - Replace Unit 1116 Toyota Prado GX Wagon	PR	DDIS		577	-	577	577	90,000		90,000
Carry-over project - Replace Unit 1141 Nissan Xtrail Wagon (second-hand)	PR	DDIS		-	-	-	-	60,000		60,000
Carry-over project - 2x 2 Bed Sleeper with ensuite, 1x Driller Kitchen /crib/Bathroom/Laundry unit and 1x Crib/Bathroom/Office	PR	DDIS			-	-	-	500,000		500,000
Replace plant 1127 - Toyota Hilux	PR	DDIS			-	-	-	70,000		70,000
Replace plant 1128 - Toyota Hilux - Xtra Cab ute	PR	DDIS						80,000		80,000
Replace plant 1136 - Ford Ranger - Dual Cab ute	PR	DDIS						90,000		90,000
Replace plant 1139 - Ford Ranger - Dual Cab ute	PR	DDIS						90,000		90,000
Replace plant 1155 - Triton 2wd Single cab (Second Hand)	PR	DDIS						80,000		80,000
NEW - WH&S/ Stores Ute	PN	DDIS						50,000		50,000
Replace plant 1122 - Toyota Prado GXL Wagon	PR	DDIS						120,000		120,000
Replace plant 1131 - Ford Everst Trend Wagon	PR	DDIS						90,000		90,000
Replace plant 1132 - Ford Everst Trend Wagon	PR	DDIS						90,000		90,000
Replace plant 1138 - Toyota Prado GXL Wagon	PR	DDIS				-	-	120,000		120,000
Replace plant 2200 - Mack Agitator	PR	DDIS				-	-	20,000		20,000
Replace plant 3402 - Komatsu WA320PZ loader	PR	DDIS				-	-	400,000		400,000
Replace plant 3804 - Caterpillar 301.5 Excavator	PR	DDIS				-	-	50,000		50,000
Replace plant 4005 - EGO Electric Zero turn mower	PR	DDIS			-	-	-	15,000		15,000

CAPITAL EXPENDITURE REPORT

For the month ending 31 October 2026

PROJECT DETAILS										
Project Description	Type	RO	WIP at 30 June 2026	Current Year (Actual)	Current Year (Committed)	Total Year to Date	Total Project Cost	Project Budget 2026/27	Project Budget 2027/28	Total Project Budget
Replace plant 181 - Bitumen Sprayer Tank	PR	DDIS			-	-	-	30,000		30,000
NEW - Trailers	PN	DDIS			-	-	-	10,000		10,000
Replace plant 316 -Profiler (Hydropower)	PR	DDIS			-	-	-	50,000		50,000
Hook Truck Tipper Body	PN	DDIS			-	-	-	35,000		35,000
Water Tank for Hook Truck	PN	DDIS			-	-	-	60,000		60,000
Mobile Horizontal Waste Shredder	PN	DDIS						488,730		488,730
Rotating grab/grapple bucket	PN	DDIS						60,000		60,000
Sundry plant	PR	DDIS			-	-	-	15,000		15,000
Sale of Plant	PR	DDIS			-	-	-			
			-	$ 254,036	$ 294,906	$ 548,943	$ 548,943	$ 3,335,730	$ -	$ 3,335,730
Road Infrastructure										
Quilpie Aerodrome Pavement Reconstruction	R	DIS	762,909	32,574		32,574	795,482	12,000,179		12,000,179
Carry-over project - Brolga Street - reseal carparking lanes	R	DIS	320	-		-	320	235,950		235,950
Carry-over project - Dukamurra St Widen (Eastern)	R	DIS		-		-	-	20,000		20,000
Carry-over project - Quarrion Street - spoon drain	N	DIS		-		-	-	50,000		50,000
Carry-over project - Footpaths - remaining stage 1 at the caravan park, including upgrade to caravan park driveway	N	DIS	3,230	12,482	-	12,482	15,712	70,000		70,000
Footpath - missing section in Chulungra Street (from the State School crossing to Quarrion Street)	N	DIS	36,194	0		0	36,194			
Foothpath - Stage 2 Gyrica Street	N	DIS	82,950	-		-	82,950			
Footpath - St Finbarrs	N	DIS	41,475	871		871	42,345			
Deferred from FY26 - Adavale Charleville Road Sealing	N	DIS	194	-		-	194	244,845		244,845
Carry-over project - Keeroongooloo Road Seal	N	DIS	-	-		-	-	1,182,000		1,182,000
Carry-over project - Keeroongooloo Road - Heavy Formation Grade	R	DIS	2,575	-		-	2,575	686,250		686,250
Ingeberry Road (Ch53.76 to 53.78; Ch 54.68 to 53.70; Ch 55.80 to 55.82; Ch 54.39 to 54.41) 4 locations	R	DIS	-	10,255		10,255	10,255	14,000		14,000
Tobermory Road (Ch 18.66 to 18.68; Ch 18.70 to 18.72; Ch 18.760 to 18.785; Ch 44.16 to 47.18; Ch 44.50 to 44.52) 5 locations	R	DIS	-	27,488	9,553	37,041	37,041	15,000		15,000
Tobermory Road (Ch.76.81 on Bowalli Creek) 1 location	R	DIS	-	441	441	882	882	120,000		120,000
Congie Road (Ch 23.420 to 23.455; Ch 27.96 to 28.00 and Ch 32.58 to 32.62) 3 locations	R	DIS	-	18,787		18,787	18,787	22,000		22,000
Arronfield Road (Ch 24.60 to 24.90 and Ch 38.80 to Ch 39.25) 2 locations	R	DIS	-	-		-	-	15,000		15,000
Ray Road (Ch 8.03 to 8.04; 8.05 to 8.06; Ch 12.86 to 12.89; Ch 12.89 to 12.95) 4 locations	R	DIS	-	18,206		18,206	18,206	22,000		22,000
Cheepie Adavale Road (Ch 53.11 to 53.14; Ch 53.32 to 53.35 and Ch 53.56 to 53.59) 3 locations	R	DIS	-	-		-	-	100,000		100,000
Big Creek Road (Ch 5.82 to 5.94; Ch 26.85 to 26.87 and Ch 26.92 to 26.94) 3 locations	R	DIS	-	-		-	-	100,000		100,000
Deferred to FY28 - Coonaberry Creek Road (3 locations TBC)	R	DIS	-	-		-	-	-		-
Deferred to FY28 - Mulianna Road (3 locations TBC)	R	DIS	-	-		-	-	-		-
Napoleon Road (Ch 8.60 to 8.63) 1 location	R	DIS	-	-		-	-	7,000		7,000

CAPITAL EXPENDITURE REPORT

For the month ending 31 October 2026

PROJECT DETAILS										
Project Description	Type	RD	WIP at 30 June 2026	Current Year (Actual)	Current Year (Committed)	Total Year to Date	Total Project Cost	Project Budget 2026/27	Project Budget 2027/28	Total Project Budget
Old Thargomindah Road (Ch 8.58 to 8.60; 13.565 to 13.600; Ch 16.82 to 16.84 and Ch 43.80 to 44.00) 4 locations	R	DIS	-	-		-	-	120,000		120,000
Deferred to FY28 - Trinidad Road (2 locations TBC)	R	DIS	-	-				-		-
Wareo Road (Ch 0.47 to 0.50; Ch 11.260 to Ch 11.285) 2 locations	R	DIS	-	-		-	-	70,000		70,000
Adavale Black Road (Ch 62.640 to 62.680)	R	DIS		-		-	-	80,000		80,000
Adavale Black Road (Ch 63.050 to 63.080)	R	DIS		-		-	-	80,000		80,000
Adavale Black Road (Ch 64.110 to 64.130)	R	DIS		-		-	-	80,000		80,000
Humeburn Road (Ch 10.160 to 10.185)	R	DIS		666	666	1,332	1,332	80,000		80,000
Humeburn Road (Ch 37.589 to 37.614)	R	DIS		-		-	-	80,000		80,000
Humeburn Road (Ch 46.570 to 46.610)	R	DIS		-		-	-	80,000		80,000
Brolga St Median Strip upgrade	R	DIS		24,846		24,846	24,846	40,000		40,000
Gyrica Street (West) - Brolga st to Boonkai Street 120m	N	DIS		-		-	-	67,200		67,200
Gyrica Street (West) - Boonkai St to Quarrion St 120m	N	DIS		-		-	-	67,200		67,200
Chulungra Street (East) - Jabiru St to Winchu St 120m	N	DIS		-		-	-	67,200		67,200
Chulungra Street (West) - Winchu St to Bulloo Park St 150m	N	DIS		-		-	-	84,000		84,000
BulnBuln Street(East) - Boonkai St to Quarrion St 120m	N	DIS		-		-	-	67,200		67,200
Boonkai Street (North)- Chipu Street to Dukamura Street 230m	N	DIS		-		-	-	128,800		128,800
Boonkai Street (North) - Dukamura Street to Bulnbuln Street 230m	N	DIS		-		-	-	128,800		128,800
Bulnbuln Street (East) - Quarrion Street to Jabiru Street 71m	N	DIS		-		-	-	39,760		39,760
Brolga Street (North) - Bob Memorial Park to Chulungra St 71m	R	DIS		-		-	-	48,792		48,792
Winchu Street (South) - Corner footpath (40 m) and new pram crossing in front of Quilpie Hardware Shop	R	DIS		-		-	-	30,600		30,600
Kyabra Road Reseal	R	DIS		-		-	-	200,000		200,000
Mt Margaret Road Reseal	R	DIS		-		-	-	100,000		100,000
Chipu Street Reseal	R	DIS	-	-		-	-	75,000		75,000
Galah Street Reseal	R	DIS	-	-		-	-	75,000		75,000
Anzac Drive Reseal	R	DIS	-	-		-	-	100,000		100,000
Kookaburra Street Reseal	R	DIS	-	-		-	-	50,000		50,000
Brolga St Reseal	R	DIS	-	-		-	-	200,000		200,000
Bulloo Park Reseal	R	DIS	-	-		-	-	100,000		100,000
Adavale-Charleville Road	R	DIS	-	-		-	-	800,000		800,000
Quilpie Aerodrome - Accessibility and Compliance Project	N	DIS	-	19,960	14,970	34,930	34,930	150,000		150,000
			929,845	**$ 166,576**	**$ 25,630**	**$ 192,206**	**$ 1,122,051**	**$ 18,193,776**	**$ -**	**$ 18,193,776**
WIP Mar 2025 Impairment			**945,522**	**0**		**-**	**945,522**			
Water Infrastructure										
Sommerfield Road Water Main Upgrade (Carry-over Project)	R	DDIS	331,457	-		-	331,457	-		-
Boonkai Street	R	DDIS		-		-	-	120,000		120,000
Carry-over project - Gyrica Street	R	DDIS		1,636		1,636	1,636	180,000		180,000
Carry-over project - Winchu Street	R	DDIS		-		-	-	170,000		170,000
Quilpie - Town bore upgrade	U	DDIS		-		-	-	25,000		25,000
Eromanga Bore	N	DDIS		-			-	1,539,000		1,539,000

CAPITAL EXPENDITURE REPORT

For the month ending 31 October 2026

PROJECT DETAILS										
Project Description	Type	RO	WIP at 30 June 2026	Current Year (Actual)	Current Year (Committed)	Total Year to Date	Total Project Cost	Project Budget 2026/27	Project Budget 2027/28	Total Project Budget
Eromanga Water RO Plant SCADA	R	DDIS		480		480	480	30,000		30,000
Watermain Extension - JohnW Pk	R	DDIS		5,766		5,766	5,766	40,000		40,000
			331,457	**7,883**	**-**	**7,883**	**339,340**	**$ 2,104,000**	**$ -**	**$ 2,104,000**
Sewerage Infrastructure										
Quilpie Sewerage Treatment Plant	R	DIS	742,027			-	742,027	13,911,374		13,911,374
Sewer Pump Station at Quarrion Street, Quilpie (SPS002) (Carry-over Project)	R	DIS	308,469			-	308,469			-
Carry-over project - Eromanga Sewerage	R	DDIS				-	-	100,000		100,000
Quilpie - Rising Main	R	DDIS				-	-	30,000		30,000
Quilpie - SPS 3 (Curlew Estate)	R	DDIS				-	-	15,000		15,000
Quilpie - SPS 3 (Curlew Estate)	R	DDIS				-	-	5,000		5,000
Eromanga - Supervisory Control and Data Acquisition system	R	DDIS				-	-	50,000		50,000
Quilpie - Bulloo Park Pump Station	R	DDIS				-	-	10,000		10,000
			1,050,495	**$ -**	**$ -**	**$ -**	**$ 1,050,495**	**$ 14,121,374**	**$ -**	**$ 14,121,374**
TOTAL			**4,425,100**	**$ 1,900,101**	**$ 2,356,661**	**$ 4,256,762**	**$ 8,681,862**	**$ 75,075,769**	**$ -**	**$ 75,075,769**

14.5 FINANCIAL STATEMENTS 2025/26

IX: **281805**

Author: **Mwewa Chisenga, Deputy Director of Corporate Services**

Authorisors: **Sharon Frank, Director Corporate Services**

Julie Reitano, Acting Chief Executive Officer

Attachments: **1. Financial Statements 2025/26**

KEY OUTCOME

Key Outcome:	9.	Finances and Resources
Key Initiative:	9.1	Audit, audit committee and risk management
	9.4	Financial accountability

EXECUTIVE SUMMARY

Council's audited financial statements for the year ended 30 June 2026 comprise the general-purpose financial statements and the current-year financial sustainability statement. The Auditor-General gave an unmodified audit opinion (for both) on 30 October 2026, within the deadline in s 212(4) of the *Local Government Regulation 2012*. An unmodified audit opinion means the financial statements follow the required legislation and accounting standards, and Council can rely on them. Council must adopt its annual report, which includes these statements, by 30 November 2026 under s 182(2).

RECOMMENDATION

That Council receive and note the audited and certified financial statements for 2025/26.

BACKGROUND

Section 176 of the *Local Government Regulation 2012* requires Council to prepare general purpose financial statements and a current-year financial sustainability statement for 2025/26, and s 212 requires Council to give them to the Auditor-General for auditing.

REPORT

The external auditors made their final onsite visit from 3 August to 18 August 2026 and continued the audit offsite until the Auditor-General completed it.

The Audit Committee reviewed the draft financial statements at its meeting on 29 October 2026.

The Mayor and the Chief Executive Officer signed the certificates on 29 October 2026, and the Acting Chief Executive Officer and the Director Corporate Services signed the management representation letter the same day. Council then gave the financial statements and the management representation letter to the Auditor-General.

The Auditor-General gave final sign-off on 30 October 2026, with an unmodified audit opinion on both the general-purpose financial statements and the current-year financial sustainability statement.

An unmodified opinion means Council's financial statements are reliable for the financial year reported.

Council's net operating result for 2025/26 is a surplus of $4,061,054. The main factors in this result are:

1. **Prepayment of the 2026/27 Financial Assistance Grants.** The Australian Government prepaid nearly 80% of the 2026/27 Financial Assistance Grants to local governments across Australia, and paid Council $7.96 million of its 2026/27 allocation before 30 June 2026.

   The Australian Government provides the Financial Assistance Grants (general purpose and road components) to local governments each year. For Queensland councils, the Australian Government forwards the funds to the Queensland Government, which distributes them to councils on the recommendations of the Queensland Local Government Grants Commission. The Australian Government has generally paid part of the grant early since 2009, with early payments ranging between 50% and 100%. It made no prepayment to Queensland local governments in 2023/24.

2. **Flood damage restoration grants.** Council received and recognised flood damage restoration grants following the Western Queensland Surface Trough and Associated Rainfall and Flooding event of 21 March to 19 May 2025, the largest flooding event on record in Council's local government area. Council also received $1.2 million of Counter Disaster Operations grant revenue in the year and reported the corresponding expenditure in 2024/25.

3. **State government subsidies and grants.** Council received grant funding to deliver the Exclusion Fence Restitution Program (EFRP) and recognised $1.29 million as grant revenue under the program.

Table 1 sets out Council's audited financial sustainability measures for 2025/26 against the targets the Queensland Government sets.

Table 1 Council's audited financial sustainability measures against state targets (2025/26)

Type	Measure	Target (Tier 7)	Actual Current Year	5-Year Average	Council Narrative
			Council		
Audited ratios					
Liquidity	Unrestricted Cash Expense Cover Ratio	Greater than 4 months	6.94	N/A	Exceeds target
Operating Performance	Operating Surplus Ratio	N/A	6.37%	-0.54%	The early payment of approximately 80% the 2026/27 Financial Assistance Grant resulted in an operating surplus and affected the 5-year average.
	Operating Cash Ratio	Greater than 0%	20.18%	17.42%	Exceeds target
Asset Management	Asset Sustainability Ratio	Greater than 90%	32.99%	30.13%	Council's forecasting has major renewal projects that will improve this ratio.
	Asset Consumption Ratio	Greater than 60%	75.22%	77.52%	Exceeds targer

CONSULTATION (Internal/External)

The Audit Committee reviewed the draft financial statements at its meeting on 29 October 2026.

INTERESTED PARTIES

Queensland Audit Office (QAO)

RSM Australia (QAO contract auditor)

Department of Local Government, Water and Volunteers

Community members

Note: Council officers identify interested parties on a best endeavours basis, and the list may not be exhaustive.

LEGISLATION / LEGAL IMPLICATIONS

No provision of the *Local Government Act 2009* or the *Local Government Regulation 2012* requires Council to resolve to receive its audited financial statements. Council receives and notes them to confirm it has met its financial statement obligations under the Regulation, and because the audited statements must go into its annual report.

Section 176 of the *Local Government Regulation 2012* requires Council to prepare, for each financial year, a general purpose financial statement, a current-year financial sustainability statement and a long-term financial sustainability statement. Council prepared all three for 2025/26.

Section 212(1) requires Council to give its general purpose financial statement and current-year financial sustainability statement to the auditor-general for auditing. Section 212(2) requires it to give its long-term financial sustainability statement to the auditor-general for information. Under section 212(3), Council must give the statements by a date the Chief Executive Officer and the auditor-general agree. Under section 212(4), that date must allow the audit and the auditor-general's audit report to be completed no later than four months after the end of the financial year, which for 2025/26 was 31 October 2026. The Chief Executive Officer and the auditor agreed the timetable in the external audit plan. The auditor-general signed off the audit on 30 October 2026, so the audit and audit report were completed within the time section 212(4) allows.

Section 212(5) requires a certificate in the approved form, given by the Mayor and the Chief Executive Officer, to accompany the statements. The certificate states whether the general purpose financial statement complies with the accounting requirements and presents a true and fair view, and whether the sustainability statements are accurately calculated. The Mayor and the Chief Executive Officer signed the certificates on 29 October 2026, before Council gave the statements to the auditor general.

Section 182(2) requires Council to adopt its annual report within one month after the day the auditor-general gives Council the audit report, which is by 30 November 2026. Section 182(3) then requires Council to publish the annual report on its website within two weeks of adopting it. Section 183 requires the annual report to contain the audited general purpose financial statement, the audited current-year financial sustainability statement, the long-term financial sustainability statement, and the auditor-general's audit reports on the first two. The statements this report presents, with their unmodified audit opinions, meet the content requirements of section 183.

On this basis, Council has complied with sections 176 and 212 of the *Local Government Regulation 2012* for 2025/26 and must adopt its annual report by 30 November 2026 to comply with section 182(2).

POLICY IMPLICATIONS

Receiving and noting the audited financial statements does not adopt, amend or depart from any Council policy. The statements report Council's financial performance and position for 2025/26, and the Audit Committee reviewed them under Council's Audit Committee Charter (F.01A) before certification.

FINANCIAL AND RESOURCE IMPLICATIONS

Total audit fees relating to the 2025/26 financial statements are $118,000 (2025: $127,792 which included a variation for additional work associated with the write-off of assets due to the 2025 Flood Event). This is in line with the estimate in the external audit plan. A separate fee of $6,200 will be charged in relation to the grant acquittal for the Exclusion Fence Restitution program (EFRP).

ASSET MANAGEMENT IMPLICATIONS

Receiving and noting the statements does not acquire, use, change or dispose of any Council asset. Table 1 shows an asset sustainability ratio of 32.99%, below the target of more than 90%, and an asset consumption ratio of 75.22%, above the target of more than 60%. Council's forecasts include major renewal projects that will improve the asset sustainability ratio.

RISK MANAGEMENT IMPLICATIONS

Council assessed the risks of this decision under its Enterprise Risk Management Policy (G.11) and Risk Management Framework (G.11-A), using its adopted risk matrix (Likelihood × Consequence). Table 2 sets out the risk assessment.

Table 2 Risk register

Risk name and description	Current controls	Impacts	Likelihood	Consequence	Risk rating	Risk treatment
Financial Statements not audited and certified by the Queensland Audit Office (QAO) by the statutory deadline of 31 October	Yes External audit plan agreed between CEO and auditor. Financial statement preparation timetable.	Non-compliance with legislative obligations. QAO would include Quilpie as non-compliant on the report they provide to the Queensland parliament on their audits of Local Government each year. Reputational.	Unlikely (could occur at some time)	Minor	Low	Current controls in place.

Risk evaluation and conclusion

The risk of not having the financial statements audited and certified by the statutory deadline has been successfully mitigated. The Queensland Audit Office provided an unmodified audit opinion on 30 October 2026, before the 31 October deadline. This confirms that the financial controls and processes in place for the 2025/26 financial year were effective, and the associated risks were managed within Council's tolerance.

HUMAN RIGHTS CONSIDERATION

Section 58(1) of the *Human Rights Act 2019* makes it unlawful for Council to make a decision that is not compatible with human rights, or to fail to give proper consideration to a human right relevant to the decision. Council considered the 23 human rights the Act protects and found that receiving and noting the audited financial statements engages none of them. The decision records the outcome of the statutory audit of Council's financial statements. It does not change any person's entitlements, obligations or property, or their access to Council services, and it does not restrict how anyone exercises a human right.

The decision is compatible with human rights under section 8, because it does not limit any human right.

Quilpie Shire Council
GENERAL PURPOSE FINANCIAL STATEMENTS
For the year ended 30 June 2026

Quilpie Shire Council
General Purpose Financial Statements

For the year ended 30 June 2026

Table of Contents

		Page No.
Statement of Comprehensive Income		3
Statement of Financial Position		4
Statement of Changes in Equity		5
Statement of Cash Flows		6
Notes to the financial statements		
1	Information about these financial statements	7
2	Analysis of results by function	8-9
3	Revenue	10
4	Grants, subsidies, contributions and donations	11
5	Interest received	12
6	Capital income / expenses	12
7	Employee benefits	12
8	Materials and services	12
9	Finance costs	13
10	Cash and cash equivalents	13
11	Receivables	14-15
12	Inventories	15
13	Property, plant and equipment	16-20
14	Contract balances	21
15	Leases	21-22
16	Payables	22
17	Provisions	22
18	Asset revaluation surplus	23
19	Commitments for expenditure	23
20	Contingent liabilities	24
21	Superannuation - regional defined benefit fund	24
22	Reconciliation of net result for the year to net cash inflow (outflow) from operating activities	25
23	Events after the reporting period	25
24	Financial instruments and financial risk management	25-26
25	Trust Funds	27
26	Transactions with related parties	28
Management Certificate		i
Independent Auditor's Report (General Purpose Financial Statements)		ii
Current Year Financial Sustainability Statement - Audited		iii
Certificate of Accuracy - Current Year Financial Sustainability Statement		iii
Independent Auditor's Report - Current Year Financial Sustainability Statement		iv
Current Year Financial Sustainability Statement - Uuaudited		v
Unaudited Long Term Financial Sustainability Statement		vi
Certificate of Accuracy - Long Term Financial Sustainability Statement		vi

Quilpie Shire Council
Statement of Comprehensive Income
For the year ended 30 June 2026

	Note	2026 $	2025 $
Income			
Revenue			
Recurrent revenue			
Rates, levies and charges	3(a)	7,054,517	5,960,670
Fees and charges	3(b)	156,574	97,483
Sales revenue	3(c)	5,654,406	5,673,259
Grants, subsidies, contributions and donations	4(i)	47,673,715	22,883,290
Total recurrent revenue		60,539,212	34,614,702
Rental income	15	700,357	560,166
Other income		604,990	499,134
Interest received	5	1,870,796	1,871,488
Total operating revenue		63,715,355	37,545,490
Capital income			
Grants, subsidies, contributions and donations	4(ii)	3,188,345	3,310,188
Other capital income	6	214,161	-
Total capital income		3,402,506	3,310,188
Total income		67,117,861	40,855,678
Expenses			
Recurrent expenses			
Employee benefits and councillor costs	7	(7,611,771)	(6,815,497)
Materials and services	8	(43,189,046)	(20,120,278)
Finance costs	9	(57,398)	(33,574)
Depreciation and amortisation	13	(8,796,086)	(7,313,282)
Total expenses		(59,654,301)	(34,282,631)
Capital expenses	6	-	(3,464,158)
Total expenses		(59,654,301)	(37,746,789)
Net result		**7,463,560**	**3,108,889**
Net operating result		***4,061,054***	***3,262,859***
Other comprehensive income			
Items that will not be reclassified to net result			
Increase / (decrease) in asset revaluation surplus	18	13,470,982	15,374,740
Total comprehensive income for the year		20,934,542	18,483,629

The above statement should be read in conjunction with the accompanying notes and Accounting Policies.

Quilpie Shire Council
Statement of Financial Position
as at 30 June 2026

	Note	2026 $	2025 $
Current assets			
Cash and cash equivalents	10	55,221,556	35,109,061
Receivables	11	2,250,109	2,047,582
Inventories	12	1,149,061	925,579
Contract assets	14	2,105,584	2,349,878
Total current assets		60,726,310	40,432,100
Non-current assets			
Receivables	11	30,034	33,879
Property, plant and equipment	13	332,608,885	318,602,326
Total non-current assets		332,638,919	318,636,205
Total assets		393,365,229	359,068,305
Current liabilities			
Payables	16	1,602,100	1,907,688
Contract liabilities	14	25,717,312	12,246,841
Provisions	17	1,311,182	1,153,318
Total current liabilities		28,630,594	15,307,847
Non-current liabilities			
Provisions	17	115,104	75,469
Total non-current liabilities		115,104	75,469
Total liabilities		28,745,698	15,383,316
Net community assets		**364,619,531**	**343,684,989**
Community equity			
Asset revaluation surplus	18	244,241,842	230,770,860
Retained surplus		120,377,689	112,914,129
Total community equity		**364,619,531**	**343,684,989**

The above statement should be read in conjunction with the accompanying notes and Accounting Policies.

Quilpie Shire Council
Statement of Changes in Equity
For the year ended 30 June 2026

	Note	Asset revaluation surplus $	Retained surplus $	Total $
Balance as at 1 July 2025		230,770,860	112,914,129	343,684,989
Net result		-	7,463,560	7,463,560
Other comprehensive income for the year				
Increase / (decrease) in asset revaluation surplus	18	13,470,982	-	13,470,982
Total comprehensive income for the year		13,470,982	7,463,560	20,934,542
Balance as at 30 June 2026		**244,241,842**	**120,377,689**	**364,619,531**
Balance as at 1 July 2024		215,396,120	109,805,240	325,201,360
Net result		-	3,108,889	3,108,889
Other comprehensive income for the year				
Increase / (decrease) in asset revaluation surplus	18	15,374,740	-	15,374,740
Total comprehensive income for the year		15,374,740	3,108,889	18,483,629
Balance as at 30 June 2025		**230,770,860**	**112,914,129**	**343,684,989**

The above statement should be read in conjunction with the accompanying notes and Accounting Policies.

Quilpie Shire Council
Statement of Cash Flows
For the year ended 30 June 2026

	Note	2026	2025
		$	$
Cash flows from operating activities			
Receipts from customers		14,662,228	13,353,937
Payments to suppliers and employees		(52,536,831)	(28,097,377)
		(37,874,603)	(14,743,440)
Interest received		1,823,671	1,742,253
Rent received		700,356	560,166
Operating grants, subsidies and contributions		56,188,092	38,941,456
Net cash inflow (outflow) from operating activities	22	20,837,516	26,500,435
Cash flows from investing activities			
Payments for property, plant and equipment	13	(10,217,712)	(10,349,663)
Net movement in loans and advances		3,750	3,750
Proceeds from sale of property, plant and equipment	6	1,100,208	781,487
Capital grants, subsidies and contributions		8,388,733	400,415
Net cash inflow (outflow) from investing activities		(725,021)	(9,164,011)
Net increase/(decrease) in cash and cash equivalents held		20,112,495	17,336,424
Cash and cash equivalents at the beginning of the financial year		35,109,061	17,772,637
Cash and cash equivalents at end of the financial year	10	55,221,556	35,109,061

The above statement should be read in conjunction with the accompanying notes and Accounting Policies.

Quilpie Shire Council
Notes to the financial statements
For the year ended 30 June 2026

1 Information about these financial statements

(a) Basis of preparation

Quilpie Shire Council is constituted under the Queensland *Local Government Act 2009* and is domiciled in Australia.

These general purpose financial statements are for the period 1 July 2025 to 30 June 2026. They are prepared in accordance with the *Local Government Act 2009* and the *Local Government Regulation 2012*.

Council is a not-for-profit entity for financial reporting purposes and these financial statements comply with the Australian Accounting Standards and Interpretations as applicable to not-for-profit entities.

These financial statements have been prepared under the historical cost convention except for the revaluation of certain classes of property, plant and equipment.

(b) New and revised Accounting Standards adopted during the year

Council adopted all standards which became mandatorily effective for annual reporting periods beginning on 1 July 2025. None of the standards had a material impact on reported position, performance and cash flows.

(c) Standards issued by the AASB not yet effective

The AASB has issued Australian Accounting Standards and Interpretations which are not mandatorily effective at 30 June 2026. These Standards have not been adopted by Council and will be included in the financial statements on their effective date. Where the Standard is expected to have a material impact for Council then further information has been provided in this note.

Council has assessed all the standards / interpretations currently issued which are not yet effective and have determined that there is no expected material impact on the reported financial position or performance.

(d) Estimates and judgements

Council makes a number of judgements, estimates and assumptions in preparing these financial statements. These are based on the best information available to Council at the time, however due to the passage of time, these assumptions may change and therefore the recorded balances may not reflect the final outcomes. The significant judgements, estimates and assumptions relate to the following items and specific information is provided in the relevant note:

Revenue recognition	Note 3
Allowance for expected credit losses	Note 11
Valuation and depreciation of property, plant and equipment	Note 13
Provisions	Note 17
Contingent liabilities	Note 20

(e) Rounding and comparatives

The financial statements have been rounded to the nearest $1. Comparative information is generally restated for reclassifications, errors and changes in accounting policies unless permitted otherwise by transition rules in a new Accounting Standard.

(f) Volunteer services

Volunteer services are services received by Council from individuals or other entities without charge or for consideration significantly less than the fair value of those services. They are not recognised in the Statement of Comprehensive Income as they are not material, would not be purchased if not donated and cannot be reliably measured.

(g) Taxation

Council is exempt from income tax, however is subject to Fringe Benefits Tax and Goods and Services Tax ('GST') and payroll tax on certain activities. The net amount of GST recoverable from the ATO or payable to the ATO is shown as an asset or liability respectively.

Quilpie Shire Council
Notes to the financial statements
For the year ended 30 June 2026

2 Analysis of Results by Function

(a) Components of council functions

The activities relating to the Council's components reported on in Note 2(b) are as follows:

Corporate governance
The objective of corporate governance is for Council to be open, accountable, transparent and deliver value for money community outcomes. This function includes strategic and operational planning, risk management, legal and administrative support. The Mayor, Councillors and Chief Executive Officer are included in corporate governance.

Finance and information
Finance and information provides professional finance and information services across all of Council. This function includes internal audit, budget support, financial accounting, taxation and information technology services. The goal of this function is to provide accurate, timely and appropriate information to support sound decision making and meet statutory requirements.

Community services
The goal of community services is to ensure Quilpie Shire is a healthy, vibrant, contemporary and connected community. Community services provides well managed and maintained community facilities, and ensures the effective delivery of cultural, health, welfare, environmental and recreational services. This function includes:

- Libraries
- Entertainment venues
- Public health services
- Sporting venues
- Planning and development

Environmental health services
The objective of Environmental Health Services is to ensure that the community's environment is protected and maintained to acceptable levels.

Engineering and works
The objective of the engineering and works program is to ensure the community is serviced by a high quality, appropriate and effective road network. The function provides and maintains transport infrastructure, including the maintenance and provision of the drainage network.

Waste management
The objective of this function is to protect and support the community and natural environment by sustainably managing refuse. The function provides refuse collection and disposal services.

Water infrastructure
The objective of this program is to support a healthy, safe community through sustainable water services. This function includes all activities relating to water reticulation, treatment and plumbing.

Sewerage infrastructure
This function's objective is to protect and support the health of the community by sustainably managing sewerage infrastructure.

Quilpie Shire Council

Notes to the financial statements
For the year ended 30 June 2026

2 Analysis of results by function

b) Income and expenses defined between recurring and capital are attributed to the following functions:

Year ended 30 June 2026

Functions	Gross program income				Total income	Gross program expenses		Total expenses	Net result from recurrent operations	Net result	Assets
	Recurrent		Capital			Recurrent	Capital				
	Grants	Other	Grants	Other							
	$	$	$	$	$	$	$	$	$	$	$
Corporate governance	130,000	226,909	135,137		492,045	1,672,130		1,672,130	(1,315,221)	(1,180,084)	83,627
Finance and information	12,680,412	7,504,251		214,161	20,398,826	1,609,606		1,609,606	18,575,057	18,789,218	128,193,626
Community services	3,175,308	1,112,803	1,663,293		5,951,404	9,869,697		9,869,697	(5,581,586)	(3,918,293)	20,216,118
Environmental health services	-	196,512			196,512	650,759		650,759	(454,247)	(454,247)	
Engineering and works	31,687,995	5,894,436	1,347,015		38,929,445	43,548,107		43,548,107	(5,965,676)	(4,618,661)	228,713,716
Waste management		430,217	42,900		473,117	724,067		724,067	(293,850)	(250,950)	
Water infrastructure		393,633			393,633	1,072,847		1,072,847	(679,214)	(679,214)	7,593,909
Sewerage infrastructure		282,879			282,879	507,088		507,088	(224,209)	(224,209)	8,564,233
TOTAL	**47,673,715**	**16,041,640**	**3,188,345**	**214,161**	**67,117,861**	**59,654,301**	**-**	**59,654,301**	**4,061,054**	**7,463,560**	**393,365,229**

Year ended 30 June 2025

Functions	Gross program income				Total income	Gross program expenses		Total expenses	Net result from recurrent operations	Net result	Assets
	Recurrent		Capital			Recurrent	Capital				
	Grants	Other	Grants	Other							
	$	$	$	$	$	$	$	$	$	$	$
Corporate governance	158,216	(93,033)	-	-	65,183	2,279,310	-	2,279,310	(2,214,127)	(2,214,127)	83,627
Finance and information	13,847,529	6,939,312	-	-	20,786,841	2,039,327	(5,188)	2,034,139	18,747,514	18,752,702	106,862,544
Community services	340,269	1,088,345	1,627,564	-	3,056,178	7,554,259	-	7,554,259	(6,125,645)	(4,498,081)	20,010,935
Environmental health services	-	141,355	-	-	141,355	850,986	-	850,986	(709,631)	(709,631)	-
Engineering and works	8,537,276	5,583,608	1,490,133	-	15,611,017	19,569,689	3,469,346	23,039,035	(5,448,805)	(7,428,018)	213,315,104
Waste management	-	389,755	-	-	389,755	491,742	-	491,742	(101,987)	(101,987)	-
Water infrastructure	-	356,258	72,505	-	428,763	1,067,975	-	1,067,975	(711,717)	(639,212)	9,478,375
Sewerage infrastructure	-	256,600	119,986	-	376,586	429,343	-	429,343	(172,743)	(52,757)	9,317,720
TOTAL	**22,883,290**	**14,662,200**	**3,310,188**	**-**	**40,855,678**	**34,282,631**	**3,464,158**	**37,746,789**	**3,262,859**	**3,108,889**	**359,068,305**

Quilpie Shire Council
Notes to the financial statements
For the year ended 30 June 2026

3 Revenue

(a) Rates, levies and charges

Rates, levies and charges are recognised as revenue at the beginning of the rating period to which they relate. Prepaid rates are recognised as a financial liability until the beginning of the rating period.

	Note	2026	2025
		$	$
General rates		5,870,406	5,414,293
Water		394,588	392,142
Sewerage		278,462	277,236
Waste management		421,090	419,408
Special rates and charges		107,109	105,410
Total rates and utility charge revenue		7,071,655	6,608,489
Less: discounts		(97)	(632,779)
Less: pensioner remissions		(17,041)	(15,040)
		7,054,517	5,960,670

(b) Fees and charges

Revenue arising from fees and charges are recognised at the point in time when the performance obligation is completed and the customer received the benefit of the services being provided.

The performance obligation relates to the specific services which are provided to the customers and generally the payment terms are within 30 days of the provision of the service or in some cases, the customer is required to pay on arrival. There is no material obligation for Council in relation to refunds or returns.

Licences granted by Council are all either short-term or low value and all revenue from licences is recognised at the time that the licence is granted rather the term of the licence. Revenue from infringements is recognised on issue of infringement notice after applying the expected credit loss model relating to impairment of receivables for initial recognition of statutory receivables.

User fees and charges	88,334	28,633
Other fees and charges	6,645	8,209
Animal registrations	11,786	12,471
Building and development fees	33,786	37,065
Licences and registrations	3,794	3,792
Town planning fees	5,004	4,956
Cemetery fees	7,225	2,035
Infringements	-	322
Total fees and charges	156,574	97,483

(c) Sales revenue

Sale of goods revenue is recognised at the point in time that the customer obtains control of the goods, generally at delivery. Revenue from services is recognised when the service is rendered.

Revenue from contracts and recoverable works generally comprises a recoupment of material costs together with an hourly charge for use of equipment and employees. This revenue and the associated costs are recognised by reference to the stage of completion of the contract activity based on costs incurred at the reporting date. Where consideration is received for the service in advance it is included in other liabilities and is recognised as revenue in the period when the service is performed. The contract work carried out is not subject to retentions.

Rendering of services

Contract works for Department of Transport and Main Roads	5,221,884	5,138,740
Other private works	432,522	534,519
	5,654,406	5,673,259

Quilpie Shire Council
Notes to the financial statements
For the year ended 30 June 2026

4 Grants, subsidies, contributions and donations

Grant income under AASB 15

Where grant income arises from an agreement which is enforceable and contains sufficiently specific performance obligations then the revenue is recognised when control of each performance obligations is satisfied.

Performance obligations vary based on each agreement. Payment terms vary depending on the terms of the grant, cash is received upfront for some grants and on the achievement of certain payment milestones for others.
Each performance obligation is considered to ensure that the revenue recognition reflects the transfer of control and within grant agreements there may be some performance obligations where control transfers at a point in time and others which have continuous transfer of control over the life of the contract.
Where control is transferred over time, revenue is recognised using either costs or time incurred.

Grant income under AASB 1058

Where Council receives an asset for significantly below fair value, the asset is recognised at fair value, related liability (or equity items) are recorded and income then is recognised for any residual amount at the time that the asset is received.

Capital grants

Where Council receives funding under an enforceable contract to acquire or construct a specified item of property, plant and equipment which will be under Council's control on completion, revenue is recognised as and when the obligation to construct or purchase is completed. For construction projects, this is generally as the construction progresses in accordance with costs incurred.

Donations and contributions

Where assets are donated or purchased for significantly below fair value, the revenue is recognised when the asset is acquired and controlled by Council. Donations and contributions are generally recognised on receipt of the asset since there are no enforceable performance obligations.

	Note	2026 $	2025 $
(i) Operating			
General purpose grants		12,684,876	13,847,529
State government subsidies and grants		3,170,406	479,424
Commonwealth government subsidies and grants		163,317	208,694
Flood damage restoration grants		31,555,116	8,347,642
Donations		100,000	-
		47,673,715	22,883,289

(ii) Capital

Capital revenue includes grants and subsidies received which are tied to specific projects for the replacement or upgrade of existing non-current assets and / or investment in new assets. It also includes non-cash contributions which are usually infrastructure assets received from developers.

State government subsidies and grants	1,819,086	1,400,402
Commonwealth government subsidies and grants	1,369,259	1,909,786
	3,188,345	3,310,188

(iii) Timing of revenue recognition for grants, subsidies, contributions and donations

	2026 Revenue recognised at a Point in Time	2026 Revenue Recognised Over Time	2025 Revenue recognised at a point in time	2025 Revenue recognised over time
	$	$	$	$
Grants and subsidies	15,560,210	35,201,850	15,926,696	10,266,782
Donations	100,000		-	-
Contributions	-		-	-
	15,660,210	35,201,850	15,926,696	10,266,782

Quilpie Shire Council
Notes to the financial statements
For the year ended 30 June 2026

	Note	2026 $	2025 $
5 Interest received			
Interest received from term deposits		1,772,271	1,315,361
Interest received from overdue rates and utility charges		98,525	556,127
		1,870,796	1,871,488
6 Capital income / expenses			
Gain / loss on disposal of non-current assets			
Proceeds from the disposal of property, plant and equipment		962,608	744,501
Less: carrying value of disposed property, plant and equipment	13	(748,447)	(730,455)
Less: write off of assets		-	(3,483,392)
		214,161	(3,469,346)
Proceeds from sale of land		137,600	36,988
Less: carrying value of disposed land	13	(137,600)	(31,800)
		-	5,188
		214,161	(3,464,158)
7 Employee benefits			
Staff wages and salaries		5,437,360	4,965,302
Councillors' remuneration		378,379	367,351
Annual, sick and long service leave entitlements		1,030,547	894,139
Superannuation	21	707,337	652,512
		7,553,623	6,879,304
Other employee related expenses		398,060	296,735
		7,951,683	7,176,039
Less: capitalised employee expenses		(339,912)	(360,542)
		7,611,771	6,815,497

Councillor remuneration represents salary and other allowances paid in respect of carrying out their duties.

	2026 Number	2025 Number
Total Council employees at the reporting date:		
Elected members	5	5
Administration staff	25	20
Depot and outdoors staff	40	39
Total full time equivalent employees	70	64

8 Materials and services	Note	2026 $	2025 $
Administration supplies and consumables		1,226,260	1,662,467
Audit fees*		105,863	107,615
Communications and IT		375,300	309,449
Community and recreational services		2,857,833	2,775,306
Consultants / contractors		11,489	3,208
Rental operating expenses		752,626	622,646
Recoverable works		34,132,776	10,810,424
Road repair and reinstatement		481,036	1,767,133
Rural services		1,760,912	738,024
Sewerage treatment		245,673	165,140
Town planning		109,917	121,323
Waste management		532,622	365,661
Water supply		596,738	671,881
		43,189,045	20,120,277

*Total audit fees quoted by the Queensland Audit Office relating to the 2025-26 financial statements are $118,000 (2025:$127,792).

Quilpie Shire Council
Notes to the financial statements
For the year ended 30 June 2026

	Note	2026 $	2025 $
9 Finance costs			
Bank charges		27,742	29,313
Impairment of receivables		29,656	4,261
		57,398	33,574
10 Cash and cash equivalents			
Cash at bank and on hand		7,470,865	1,911,129
Deposits at call		27,750,691	12,197,931
Term deposits		20,000,000	21,000,000
		55,221,556	35,109,060

Council is exposed to credit risk through its investments in the QTC Cash Fund and QTC Working Capital Facility. The QTC Cash Fund is an asset management portfolio investing in a wide range of high credit rated counterparties. Deposits with the QTC Cash Fund are capital guaranteed. Working Capital Facility deposits have a duration of one day and all investments are required to have a minimum credit rating of "A-", the likelihood of the counterparty not having capacity to meet its financial commitments is low.

Unrestricted cash		
Cash and cash equivalents	55,221,556	35,109,061
Less: externally imposed restrictions on cash	(25,804,585)	(12,314,324)
Unrestricted cash	29,416,971	22,794,737

Council's cash and equivalents are subject to a number of external restrictions that limit amounts available for discretionary or future use. These include:

External imposed expenditure restrictions at the reporting date relate to the following cash assets:		
Unspent government grants and subsidies	25,717,312	12,246,841
Rates and housing rental received in advance	87,273	67,483
Total externally imposed restrictions on cash assets	25,804,585	12,314,324

Quilpie Shire Council
Notes to the financial statements
For the year ended 30 June 2026

11 Receivables

Settlement of receivables is required within 30 days after the invoice is issued.

Terms for loans and advances are usually a maximum of five years with interest charged at non-commercial rates. Security is not normally obtained.

Receivables are measured at amortised cost which approximates fair value at reporting date.

	Note	2026 $	2025 $
Current			
Rateable revenue and utility charges		11,588,565	8,434,959
Other debtors		934,380	724,766
GST Receivable		-	233,655
Accrued revenue		400,988	281,470
Less: loss allowance		(10,673,823)	(7,627,268)
		2,250,110	2,047,582
Non-current			
Loans and advances to community organisations		30,034	33,879
		30,034	33,879

Council applies normal business credit protection procedures prior to providing goods or services to minimise credit risk.

There is a geographical concentration of risk in the Council's jurisdiction, and since the area is largely agricultural and gas extraction, there is also a business concentration in those sectors.

The Council does not require collateral in respect of trade and other receivables.

	Note	2026 $	2025 $
Opening Balance at 1 July		7,627,267	5,227,279
Add: increase / (decrease) in the allowance for expected credit loss		3,047,834	2,401,871
Less: impaired receivable written-off during year		(1,278)	(1,883)
Closing balance at 30 June		10,673,823	7,627,267

Council does not require collateral in respect of trade and other receivables.

Accounting Policy - Grouping

When Council has no reasonable expectation of recovering an amount owed by a debtor, and has ceased enforcement activity, the debt is written-off by directly reducing the receivable against the loss allowance. If the amount of debt written off exceeds the loss allowance, the excess is recognised as an impairment loss.

Council has identified 4 distinctive groupings of its receivables: Rates & Charges, Statutory Charges, Grants, Other Debtors and relevant judgements in relation to expected credit loss has been made for each group.

Council distinguishes between disputed invoices and impaired debts. If a customer is disputing the validity of an invoice, Council assesses whether the invoice was correctly raised. If the receivable was incorrectly raised, this is not an impairment, the amount is reversed against the original revenue account, rather than through impairment. If Council believes the invoice is correct, the receivable is included in the impairment calculations.

Rates and Charges: Council is empowered under the provision of the *Local Government Act 2009* to sell an owner's property to recover outstanding rate debts and therefore the expected credit loss is immaterial. Impairment of rates and charges will occur only if arrears are deemed to be greater than the proceeds Council would receive from the sale of the respective property.

Rates and Charges - Petroleum Leases: Petroleum leases are granted for the right to explore, test for production and produce petroleum. As the tenure of these properties is leasehold, Council is unable to sell the property to recover outstanding rates debt. Council assessed the outstanding balance of the rates and charges - petroleum leases was owed by one customer and ascertained the probability of recovering the amounts based on individual circumstances which affected the amount of the expected loss.

Statutory charges: In some limited circumstances Council may write off impaired statutory charges, on this basis Council calculated the expected credit loss for Statutory Charges (non-rates and utility charges). Although not material, disclosure is being made for the purposes of public interest and transparency.

Grants: payable by State and Commonwealth governments and their agencies. A credit enhancement exists as these payments are effectively government guaranteed and both the State and Commonwealth governments have high credit ratings, accordingly Council determines the level of credit risk exposure to be immaterial and therefore does not record an expected credit loss for these counterparties.

Other Debtors: Council identifies other debtors as receivables which are not rates and charges, statutory charges or grants. Council has applied the simplified approach for trade receivables and the loss allowance is measured at an amount equal to lifetime expected credit losses.

Quilpie Shire Council
Notes to the financial statements
For the year ended 30 June 2026

11 Receivables continued

The exposure to credit risk for receivables by type of counterparty was as follows:

	2026 $	2025 $
Rates and utility charges	957,846	822,418
Rates and utility charges - petroleum leases	10,630,719	7,612,541
State Government	522,749	402,151
Other debtors	79,461	50,228
Community organisations	30,034	33,879
	12,220,809	8,921,217

Movement in accumulated impairment losses is as follows:

	Other Debtors	Rates and Utility Charges	Rates and Utility Charges - Petroleum Leases
2026			
Opening balance at 1 July	1,080	13,646	7,612,541
Less: Debts written off during the year	-	(1,278)	-
Additional impairments recognised	13,030	22,694	3,018,178
Less: Impairments reversed	(1,080)	(4,988)	-
Closing balance at 30 June	13,030	30,074	10,630,719
2025			
Opening balance at 1 July	4,968	7,380	5,214,931
Less: Debts written off during the year	(930)	(953)	-
Additional impairments recognised	1,080	7,219	2,397,610
Less: Impairments reversed	(4,038)	-	-
Closing balance at 30 June	1,080	13,646	7,612,541

12 Inventories

Stores and raw materials are valued at the lower of cost and net realisable value and include, where applicable, direct material, direct labour and an appropriate portion of variable and fixed overheads. Costs are assigned on the basis of weighted average cost except for land where the costs are allocated to the relevant parcel.

Land acquired by Council with the intention of reselling it (with or without further development) is classified as inventory. This land is valued at the lower of cost or net realisable value. Proceeds from the sale of this land will be recognised as sales revenue on the signing of a valid unconditional contract of sale.

	Note	2026 $	2025 $
Inventories held for consumption		1,065,434	841,952
Land held for development and sale		83,627	83,627
		1,149,061	925,579

Quilpie Shire Council
Notes to the financial statements
For the year ended 30 June 2026

13 Property, plant and equipment

30-Jun-26	Note	Furniture and fittings	Buildings and other structures	Plant and equipment	Road infrastructure	Sewerage	Water	Land	Other assets	Airport assets	TOTAL
Basis of measurement		Cost	Fair Value	Cost	Fair Value	Fair Value	Fair Value	Fair Value	Fair Value	Fair Value	
Fair value category			Levels 2 & 3		Level 3	Level 3	Level 3	Levels 2 & 3	Levels 2 & 3	Level 3	
Asset values		$	$	$	$	$	$	$	$	$	$
Opening gross value as at 1 July 2025		362,428	83,292,983	13,054,006	251,824,604	12,054,777	15,276,566	2,494,400	26,882,238	-	405,242,002
Additions		-	7,423,329	3,005,697	2,207,690	17,000	-	25,732	1,353,086	-	14,032,534
Disposals	6	-	(685,700)	(134,950)	-	-	-	(137,600)	(49,100)	-	(1,007,350)
Revaluation adjustment to asset revaluation surplus	18	-	4,250,529	-	15,112,613	564,250	(1,872,584)	84,999	1,231,739	-	19,371,546
Transfers between classes		-	-	-	-	-	-	-	-	-	-
Closing gross value as at 30 June 2026		**362,428**	**94,281,141**	**15,924,753**	**269,144,907**	**12,636,027**	**13,403,982**	**2,467,531**	**29,417,963**	**-**	**437,638,732**
Accumulated depreciation and impairment											
Opening balance as at 1 July 2025		125,649	26,902,065	4,451,454	45,515,929	3,484,771	5,987,120	-	8,412,610	-	94,879,598
Depreciation expense		14,138	1,832,674	1,163,244	4,300,883	220,212	369,554	-	895,382	-	8,796,087
Depreciation on disposals	6	-	(13,594)	(104,551)	-	-	-	-	(3,159)	-	(121,304)
Revaluation adjustment to asset revaluation surplus	18	-	1,389,333	-	2,904,352	1,417,306	(215,145)	-	404,718	-	5,900,564
Transfers between classes		-	-	-	-	-	-	-	-	-	-
Accumulated depreciation as at 30 June 2026		**139,787**	**30,110,478**	**5,510,147**	**52,721,164**	**5,122,289**	**6,141,529**	**-**	**9,709,551**	**-**	**109,454,945**
Total written down value as at 30 June 2026		**222,641**	**64,170,663**	**10,414,606**	**216,423,743**	**7,513,738**	**7,262,453**	**2,467,531**	**19,708,412**	**-**	**328,183,787**
Range of estimated useful lives in years		2 - 20	10 - 75	2 - 20	5 - Unlimited	20 - 100	25 - 110	Not depreciated	2 - 50	5 - Unlimited	
Work in progress											
Opening balance 1 July 2025		-	6,682,887	-	523,193	747,716	188,928	-	97,198	-	8,239,922
Transfers between classes		-	-	-	-	-	-	-	-	-	-
Expenditure in year		-	1,185,560	3,005,697	3,559,865	319,780	221,415	250,607	1,763,593	-	10,306,517
Brought forward balance expensed		-	(9,919)	-	-	-	(78,886)	-	-	-	(88,805)
Transferred to asset register		-	(7,423,329)	(3,005,697)	(2,207,690)	(17,000)	-	(25,732)	(1,353,086)	-	(14,032,534)
Closing work in progress balance at 30 June 2026		**-**	**435,199**	**-**	**1,875,368**	**1,050,496**	**331,457**	**224,875**	**507,705**	**-**	**4,425,100**
Total property, plant and equipment	27	**222,641**	**64,605,862**	**10,414,606**	**218,299,111**	**8,564,234**	**7,593,910**	**2,692,406**	**20,216,117**	**-**	**332,608,887**
Additions comprise:											
		$	$	$	$	$	$	$	$	$	$
Renewals		-	304,938	2,835,730	1,033,374	-	-	-	1,175,348	-	5,349,390
Other additions		-	7,118,391	169,967	1,174,316	17,000	-	25,732	177,739	-	8,683,145
Total additions		**-**	**7,423,329**	**3,005,697**	**2,207,690**	**17,000**	**-**	**25,732**	**1,353,087**	**-**	**14,032,535**

Quilpie Shire Council
Notes to the financial statements
For the year ended 30 June 2026

13 Property, plant and equipment

30-Jun-25	Note	Furniture and fittings	Buildings and other structures	Plant and equipment	Road infrastructure	Sewerage	Water	Land	Other assets	Airport assets	TOTAL
Basis of measurement		Cost	Fair Value	Cost	Fair Value	Fair Value	Fair Value	Fair Value	Fair Value	Fair Value	
Fair value category			Levels 2 & 3		Level 3	Level 3	Level 3	Levels 2 & 3	Levels 2 & 3	Level 3	
Asset values		$	$	$	$	$	$	$	$	$	$
Opening gross value as at 1 July 2024		489,537	72,162,760	13,008,907	227,132,141	11,777,993	14,900,021	1,936,197	22,669,799	14,441,549	378,518,904
Additions		-	5,991,084	1,858,193	3,454,790	-	29,375	-	315,326	-	11,648,768
Disposals	6	-	(501,241)	(611,360)	-	-	-	(31,800)	-	-	(1,144,401)
Writeoffs		(127,109)	-	(1,201,734)	(2,548,581)	-	-	-	-	-	(3,877,424)
Revaluation adjustment to asset revaluation	18	-	7,028,462	-	7,804,128	276,784	347,170	590,003	3,401,556	648,052	20,096,155
Transfers between classes		-	(1,388,082)	-	15,982,126	-	-	-	495,557	(15,089,601)	-
Closing gross value as at 30 June 2025		**362,428**	**83,292,983**	**13,054,006**	**251,824,604**	**12,054,777**	**15,276,566**	**2,494,400**	**26,882,238**	**-**	**405,242,002**
Accumulated depreciation and impairment											
Opening balance as at 1 July 2024		221,436	23,902,728	4,012,887	36,716,932	3,210,612	5,618,163	-	7,542,166	2,396,174	83,621,098
Depreciation expense		15,031	1,154,017	1,060,011	3,967,653	193,802	232,660	-	483,078	207,030	7,313,282
Depreciation on disposals	6	-	(43,915)	(338,231)	-	-	-	-	-	-	(382,146)
Depreciation on writeoffs		(110,819)	-	(283,213)	-	-	-	-	-	-	(394,032)
Revaluation adjustment to asset revaluation	18		2,708,680	-	1,424,881	80,357	136,297	-	189,715	181,485	4,721,415
Transfers between classes		-	(819,425)	-	3,406,463	-	-	-	197,651	(2,784,689)	-
Accumulated depreciation as at 30 June 2025		**125,648**	**26,902,065**	**4,451,454**	**45,515,929**	**3,484,771**	**5,987,120**	**-**	**8,412,610**	**-**	**94,879,598**
Total written down value as at 30 June 2025		**236,780**	**56,390,918**	**8,602,552**	**206,308,675**	**8,570,006**	**9,289,446**	**2,494,400**	**18,469,628**	**-**	**310,362,405**
Range of estimated useful lives in years		2 - 20	10 - 75	2 - 20	5 - Unlimited	20 - 100	25 - 110	Not depreciated	2 - 50	5 - Unlimited	
Work in progress											
Opening balance 1 July 2024		-	8,044,027	-	397,247	658,277	-	-	439,475	-	9,539,026
Transfers between classes		-	122,521	-	245,697	-	-	-	(368,218)	-	-
Expenditure in year		-	4,507,423	1,858,193	3,335,039	89,439	218,303	-	344,404	-	10,352,801
Brought forward balance expensed		-	-	-	-	-	-	-	(3,137)	-	(3,137)
Transferred to asset register		-	(5,991,084)	(1,858,193)	(3,454,790)	-	(29,375)	-	(315,326)	-	(11,648,768)
Closing work in progress balance at 30 June 2025		**-**	**6,682,887**	**-**	**523,193**	**747,716**	**188,928**	**-**	**97,198**	**-**	**8,239,922**
Total property, plant and equipment		**236,780**	**63,073,805**	**8,602,552**	**206,831,868**	**9,317,722**	**9,478,374**	**2,494,400**	**18,566,826**	**-**	**318,602,327**
Additions comprise:											
		$	$	$	$	$	$	$	$	$	$
Renewals		-	-	1,415,236	906,153	-	29,375	-	42,859	-	2,393,623
Other additions		-	5,991,084	442,957	2,548,637	-	-	-	272,467	-	9,255,145
Total additions		**-**	**5,991,084**	**1,858,193**	**3,454,790**	**-**	**29,375**	**-**	**315,326**	**-**	**11,648,768**

Quilpie Shire Council
Notes to the financial statements
For the year ended 30 June 2026

13 Property, plant and equipment continued

(a) Recognition

The asset capitalisation threshold for Council is:

- Land $1
- Plant and equipment $5,000
- Infrastructure assets $10,000

Land under roads and reserve land under the *Land Act 1994* or *Land Title Act 1994* is controlled by the Queensland State Government and not recognised in the Council financial statements.

(b) Measurement

Property, plant and equipment assets are initially recorded at cost. Subsequently, each class of property, plant and equipment is stated at cost or fair value less, where applicable, any accumulated depreciation and accumulated impairment loss.

(c) Depreciation

Land, work in progress, certain cultural and heritage assets with heritage listing, road formations (including aerodrome runway formations) and formation work associated with the construction of dams, levees and reservoirs are not depreciated.

Depreciation, where applicable, is calculated on a straight-line basis. Management believe that the straight-line basis appropriately reflects the pattern of consumption of all Council assets.

Key judgements and estimates

Management reviews its estimate of the useful lives of depreciable assets at each reporting date, based on the expected utility of the assets. Uncertainties in these estimates relate to technical or physical obsolescence that may change the utility of infrastructure assets.

(d) Impairment

An impairment loss is recognised as an expense in the Statement of Comprehensive Income, unless the asset is carried at a revalued amount. When the asset is measured at a revalued amount, the impairment loss is offset against the asset revaluation surplus of the relevant class to the extent available.

Where an impairment loss subsequently reverses, the carrying amount of the asset is increased to the revised estimate of its recoverable amount, but so that the increased carrying amount does not exceed the carrying amount that would have been determined had no impairment loss been recognised for the asset in prior years. A reversal of an impairment loss is recognised as income unless the asset is carried at a revalued amount, in which case the reversal of the impairment loss is treated as a revaluation surplus increase.

Quilpie Shire Council
Notes to the financial statements
For the year ended 30 June 2026

13 Property, plant and equipment continued

(e) Valuation

(i) Valuation

Council compares the carrying amount of its property, plant and equipment on an annual basis to current fair value and makes adjustment where these are materially different. Every four years or as required, Council performs a full comprehensive revaluation by engaging an external professionally qualified valuer.

In the intervening years, Council undertakes:

* a management valuation using internal engineers and asset managers to assess the condition and cost assumptions associated with all infrastructure assets and an appropriate cost index for the region.

* a "desktop" valuation for land and improvements, and buildings asset classes which involves management providing updated information to the valuer regarding additions, deletions and changes in assumptions such as useful life, residual value and condition rating. The valuer then determines suitable indices which are applied to each of these asset classes.

On revaluation, accumulated depreciation is restated proportionately with the change in the carrying amount of the asset and any change in the estimate of remaining useful life.

Fair values are classified into three levels as follows:

- Level 1 - fair value based on quoted prices (unadjusted) in active markets for identical assets or liabilities
- Level 2 - fair value based on inputs that are directly or indirectly observable, such as prices for similar assets, for the asset or liability
- Level 3 - fair value based on unobservable inputs for the asset or liability

There were no transfers between levels during the year.

A severe weather event occurred during November 2024 and a second event in March 2025 which caused significant damage to Council's road network. Natural disaster events such as this are common in the Quilpie Shire area and generally occur three to four times per decade. Prior to 30 June works were undertaken to ensure all damaged roads were trafficable, and the full costs of repair work will be funded by the State Government through its Disaster Recovery Funding Arrangements program. Works will be completed over the two years ending 30 June 2027.

Council performed a detailed assessment of the road network impacted by the weather event in assessing its funding claim. This assessment included an examination over the road network condition. It also included quantification of planned repair work and an estimate of the capital component or loss in service potential of the road network from the weather event. Certain road network components were damaged, with all roads trafficable, and no road assets were completely destroyed which would require them to be written off at year end. Council's assessment indicates that the majority of the work to be performed is operational and repair work in nature. This includes repair of road surfaces, pot holes, grading and other remedial works that are considered to be expenditure items.

There was no material impact on the carrying value of the infrastructure, property, plant and equipment held by Council. No write down in the current replacement cost of the road network has been recorded at 30 June 2026 as a result. The amount of the funded repairs Council will perform in future periods is all in the main repairs and operating expenditure.

Key judgements and estimates

Some of the Council's assets and liabilities are measured at fair value for financial reporting purposes. In estimating the fair value of an asset or a liability, the Council uses market-observable data to the extent it is available and other inputs as necessary.

Quilpie Shire Council
Notes to the financial statements
For the year ended 30 June 2026

13 Property, plant and equipment continued

(ii) Valuation techniques used to derive fair values

Asset class and fair value hierarchy	Valuation approach	Last comprehensive valuation date	Valuer engaged	Key assumptions and estimates (related data sources)	Index applied (change in index recognised this year)	Other interim revaluation adjustment
Land and Improvements (Level 2 and 3)	Market value	30-Jun-25	Australis Asset Advisory Group	Level 2 - Sales prices of comparable land in its close proximity are adjusted for key attributes such as property size. The most significant input into this valuation approach is price per square metre. Level 3 - Current zoning rules. Sales prices of comparable land sites in close proximity are adjusted for differences in key attributes such as property size. The most significant inputs into this valuation approach is price per square metre.	A desktop valuation was performed by Australis Asset Advisory Group with an index of 0% applied.	Nil
Buildings and Other Structures (Levels 2 and 3)	Market value and current replacement costs	30-Jun-25	Australis Asset Advisory Group	Market Value: Sales prices per square metre (database of recent sales) of comparable properties, adjusted for differences in key attributes such as condition) Current Replacement Cost: Unit rates based on square metres using market evidence. Other inputs are estimates of useful life, pattern of consumption and asset condition.	A desktop valuation was performed by Australis Asset Advisory Group with an index of 4.85% applied to Buildings Non Residential assets.	Nil
Other Assets (Level 2 and 3)	Market value and current replacement costs	30-Jun-25	Australis Asset Advisory Group	Market Value: Sales prices per square metre (database of recent sales) of comparable properties, adjusted for differences in key attributes such as condition) Current Replacement Cost: Unit rates based on square metres using market evidence. Other inputs are estimates of useful life, pattern of consumption and asset condition.	A desktop valuation was performed by Australis Asset Advisory Group with an index of 4.37% applied.	Nil
Roads, Drainage and Bridge Networks (Level 3)	Current replacement costs	30-Jun-23	Shepherd Services	Existing supply contract rates for raw materials appropriate for the asset based on age, size location and condition Labour rates based on Council's Certified Agreement Average cost of outsourced projects Remaining life of assets including existing conditions	A desktop valuation was performed by Shepherd Services with an index of 5.89% applied.	Nil
Airport Assets (Level 3)	Current replacement costs	30-Jun-23	Shepherd Services	Existing supply contract rates for raw materials appropriate for the asset based on age, size location and condition Labour rates based on Council's Certified Agreement Average cost of outsourced projects Remaining life of assets including existing conditions	A desktop valuation was performed by Shephard Services with an index of 5.89% applied to airport runway infrastructure.	Nil
Water and Sewerage Assets (Level 3)	Current replacement costs	30-Jun-26	Australis Asset Advisory Group	Development, soil and depth factors taking into account current condition Gross replacement cost per m2 based on appropriate materials, remaining useful lives and physical obsolescence.		Nil

Quilpie Shire Council
Notes to the financial statements
For the year ended 30 June 2026

14 Contract balances

Breakdown of Contract Balances and Operating/Capital grants	Note	2026 $	2025 $
Contract assets - Recurrent		1,973,708	2,224,399
Contract liabilities - Recurrent		11,315,208	9,428,212
Contract assets - Capital		131,877	125,480
Contract liabilities - Capital		14,402,105	2,818,630
Contract Assets		2,105,585	2,349,879
Contract Laibilities		25,717,313	12,246,842
Revenue recognised that was included in the contract liability balance at the beginning of the year			
Non-capital performance obligations(including deposits received in advance)		9,428,212	1,696,968
Funds to construct Council controlled assets		2,818,630	-
		12,246,842	1,696,968

Satisfaction of contract liabilities

The contract liabilities in relation to capital grants relate to funding received prior to the work being performed since revenue is recognised as Council constructs the assets. Council expects to recognise the contract liability as income in the next year.

c Significant changes in contract balances

The increase in contract liability balances is being driven by an increase in grant funds received for programs and capital projects prior to the works being undertaken. This includes Disaster Recovery Funding Arrangements (DRFA) program works due to the impact of the Western Queensland Surface Trough and Associated Rainfall and Flooding 21 March - 19 May 2025 event. It aso includes funds received for stage 3 of the Eromanga Natural Museum as well as stage 2 of the Townhouse Estate Development.

15 Leases

Council as a lessee

Council does not separate lease and non-lease components for any class of assets and has accounted for lease payments as a single component.

Any right of-use asset is measured using the cost model and is depreciated over the lease term on a straight-line basis and assessed for impairment in accordance with Accounting Standard requirements.

Exceptions to lease accounting

Council has applied the exceptions to lease accounting for both short-term leases (i.e. leases with a term of less than or equal to 12 months) and leases of low-value assets. Council recognises the payments associated with these leases as an expense on a straight-line basis over the lease term.

Terms and conditions of leases

Building: Council leases one building which is used as a youth activity centre. The lease was for two years and contained a two year renewal option which has expired. The lease is now on a periodic arrangement on the same terms.

Equipment: Council leases a number of equipment assets that are considered low value and short term leases and are therefore not subject to lease accounting.

Quilpie Shire Council
Notes to the financial statements
For the year ended 30 June 2026

15 Leases continued

Council as a lessor

When Council is a lessor, the lease is classified as either an operating or finance lease at inception date, based on whether substantially all of the risks and rewards incidental to ownership of the asset have been transferred to the lessee. If the risks and rewards have been transferred then the lease is classified as a finance lease, otherwise it is an operating lease. If the lease contains lease and non lease components the non-lease components are accounted for in accordance with *AASB 15 Revenue from Contracts with Customers*. The lease income is recognised on a straight-line basis over the lease term.

Leases at significantly below market value - concessionary / peppercorn leases

Council has a number of leases at significantly below market for land and building which are used for a youth activity centre. The leases are generally between 2 and 50 years and require payments between $0 and $10,000 per annum. The use of the right-to-use asset is restricted by the lessors to specified community services which Council must provide, these services are detailed in the leases. Council does not believe that any of the leases in place are individually material.

16 Payables

Creditors are recognised when goods or services are received, at the amount owed. Amounts owing are unsecured and are generally settled on 30 day terms.

	Note	2026 $	2025 $
Current			
Creditors		325,371	374,055
Prepaid rates		87,273	67,483
Accrued expenses		1,207,345	1,450,859
Accrued wages and salaries		23,966	15,291
GST payable		(41,855)	-
		1,602,100	1,907,688

17 Provisions

Long Service Leave

The provision for long service leave represents the present value of the estimated future cash outflows to be made in respect of services provided by employees up to the reporting date. The liability is calculated using current pay rates and projected future increases in those rates and includes related employee on-costs. The estimates are adjusted for the probability of the employee remaining in the Council's employment or other associated employment which would result in the Council being required to meet the liability. Adjustments are then made to allow for the proportion of the benefit earned to date, and the result is discounted to present value. The provision is discounted using the Commonwealth Bond yield rates.

Current		
Annual leave	615,574	476,942
Long service leave	695,608	676,376
	1,311,182	1,153,318
Non-current		
Long service leave	115,104	75,469
	115,104	75,469

Quilpie Shire Council
Notes to the financial statements
For the year ended 30 June 2026

18 Asset revaluation surplus

The asset revaluation surplus comprises revaluation movements on property, plant and equipment.

	Note	2026 $	2025 $
Movements in the asset revaluation surplus were as follows:			
Balance at beginning of financial year		230,770,860	215,396,120
Net adjustment to non-current assets at end of period to reflect a change in current fair value:	13		
Land		84,999	590,003
Buildings and other structures		2,861,196	4,319,784
Other assets		827,021	3,211,841
Road infrastructure		12,208,261	6,379,247
Airport assets		-	466,567
Water		(1,657,439)	210,871
Sewerage		(853,056)	196,427
Balance at end of financial year		244,241,842	230,770,860
Asset revaluation surplus analysis			
The closing balance of the revaluation surplus comprises the following asset categories:			
Land		1,049,409	964,410
Buildings and other structures		30,563,733	27,702,537
Other assets		15,008,608	14,181,587
Road infrastructure		191,652,414	179,444,153
Airport assets		-	-
Water		2,308,486	3,965,925
Sewerage		3,659,192	4,512,248
		244,241,842	230,770,860

19 Commitments for expenditure

	2026 $	2025 $
Contractual commitments		
Contractual commitments at end of financial year but not recognised in the financial statements are as follows:		
Quilpie Swimming Pool Management	1,272,780	595,448
Eromanga Swimming Pool Management	135,288	264,618
Flood Damage	10,959,533	5,441,617
Recoverable Works	167,436	374,472
	12,535,037	6,676,155
Capital commitments		
Commitment for the construction of the following assets contracted for at the reporting date but not recognised as liabilities:		
Property, Plant and Equipment		
Buildings and other structures	1,929,166	288,320
Other assets	605,915	465,664
Plant and equipment	956,348	178,436
Road infrastructure	55,206	631,325
Water	-	9,111
Sewerage	6,288	1,961
	3,552,923	1,574,817
These expenditures are payable as follows:		
Within the next year	3,552,923	1,574,817
	3,552,923	1,574,817

Quilpie Shire Council
Notes to the financial statements
For the year ended 30 June 2026

20 Contingent liabilities

Details and estimates of maximum amounts of contingent liabilities are as follows:

Local Government Mutual

The Council is a member of the local government mutual liability self-insurance pool, LGM Queensland. In the event of the pool being wound up or it is unable to meet its debts as they fall due, the trust deed and rules provide that any accumulated deficit will be met by the individual pool members in the same proportion as their contribution is to the total pool contributions in respect to any year that a deficit arises. As at 30 June 2025 the financial statements reported an accumulated surplus and it is not anticipated any liability will arise.

Local Government Workcare

The Council is a member of the Queensland local government workers compensation self-insurance scheme, Local Government Workcare. Under this scheme the Council has provided an indemnity towards a bank guarantee to cover bad debts which may remain should the self insurance licence be cancelled and there was insufficient funds available to cover outstanding liabilities. Only the Queensland Government's workers compensation authority may call on any part of the guarantee should the above circumstances arise. The Council's maximum exposure to the bank guarantee is $124,147.51.

21 Superannuation - regional defined benefit fund

Council contributes to the Brighter Super Regional Defined Benefits Fund (the scheme), at the rate of 12% for each standard permanent employee who is a defined benefit member. This rate is set in accordance with the Brighter Super trust deed and may be varied on the advice of an actuary. The Regional Defined Benefits Fund is a complying superannuation scheme for the purpose of the Commonwealth Superannuation Industry (Supervision) legislation and is also governed by the *Local Government Act 2009*. The scheme is managed by the Brighter Super trustee.

The scheme is a pooled defined benefit plan and it is not in accordance with the deed to allocate obligations, plan assets and costs at the Council level. Any amount by which the scheme is over or under funded may affect future contribution rate obligations, but has not been recognised as an asset or liability of the Council.

Council may be liable to the scheme for a portion of another local governments' obligations should that local government be unable to meet them, However the risk of this occurring is extremely low and in accordance with the Brighter Super trust deed changes to Council's obligations will only be made on the advice of an actuary.

The last completed triennial assessment of the scheme as required under Superannuation Prudential Standard 160 was undertaken as at 1 July 2024. The actuary indicated that "At the valuation date of 1 July 2024, the net assets of the scheme exceeded the vested benefits and the scheme was in a satisfactory financial position as at the valuation date." The measure of vested benefits represents the value of benefit entitlements should all participating employees voluntarily exit the scheme. The Council is not aware of anything that has happened since that time that indicates the assets of the scheme are not sufficient to meet the vested benefits, as at the reporting date.

No changes have been made to prescribed employer contributions which remain at 12% of employee salary or wages and there are no known requirements to change the rate of contributions. The next triennial actuarial review is due on 1 July 2027.

The most significant risks that may result in Brighter Super increasing the contribution rate, on the advice of the actuary are:

- Investment risk - The risk that the scheme's investment returns will be lower than assumed and additional contributions are needed to fund the shortfall.
- Salary growth risk - The risk that wages or salaries will rise more rapidly than assumed, increasing vested benefits to be funded.

	Note	2026 $	2025 $
Superannuation contributions made to the Regional Defined Benefits Fund		18,590	17,052
Other superannuation contributions for employees		688,747	635,460
Total superannuation contributions paid by Council for employees:	7	707,337	652,512

Quilpie Shire Council
Notes to the financial statements
For the year ended 30 June 2026

22 Reconciliation of net result for the year to net cash inflow (outflow) from operating activities

	Note	2026 $	2025 $
Net result		7,463,560	3,108,889
Non-cash items:			
Depreciation and amortisation		8,796,086	7,313,282
Asset Writeoffs		-	2,548,581
		8,796,086	9,861,863
Investing and development activities:			
Net (profit) / loss on disposal of non-current assets		(214,161)	915,577
Capital grants, subsidies and contributions		(8,388,733)	(400,415)
		(8,602,894)	515,162
Changes in operating assets and liabilities:			
(Increase) / decrease in receivables		(202,430)	(225,747)
(Increase) / decrease in inventories		(223,482)	(95,348)
(Increase) / decrease in contract assets		244,294	2,599,519
Increase / (decrease) in payables		(305,588)	253,735
Increase / (decrease) in provisions		197,499	(66,510)
Increase / (decrease) in contract liabilities		13,470,471	10,548,872
		13,180,764	13,014,521
Net cash inflow / (outflow) from operating activities		20,837,516	26,500,435

23 Events after the reporting period

There has not been any event that occurred after the end of the reporting period that has significantly affected, or may significantly affect, the current or future financial results of the Council.

24 Financial instruments and financial risk management

(a) Financial assets and financial liabilities

Council has the following financial assets / liabilities
- cash
- receivables
- payables

The associated risks from these instruments are disclosed in the note, specific information required by AASB 7 is included in the relevant note where appropriate, e.g. credit risk is included within the receivables note.

Council has exposure to the following risks arising from financial instruments:
- credit risk
- liquidity risk
- market risk

Risk management framework

Council is responsible for the establishment and oversight of the risk management framework, together with developing and monitoring risk management policies.

The Council's risk management policies are established to identify and analyse the risks faced, to set appropriate limits and controls and to monitor these risks and adherence against limits. The Council aims to manage volatility to minimise potential adverse effects on the financial performance of the Council.

The Council's audit committee oversees how management monitors compliance with the Council's risk management policies and procedures, and reviews the adequacy of the risk managements framework in relation to the risks faced by the Council. The Council audit committee is assisted in its oversight role by internal audit. Internal audit undertakes both regular and ad hoc reviews of risk management controls and procedures, the results of which are reported to the audit committee.

Quilpie Shire Council
Notes to the financial statements
For the year ended 30 June 2026

24 Financial instruments and financial risk management continued

Credit risk
Credit risk is the risk of financial loss if a counterparty to a financial instrument fails to meet its contractual obligations. These obligations arise principally from the Council's investments and receivables.

Of the rateable revenue and utility charges receivable balance at the end of the year (note 11), $10,630,719 (representing 87%) is concentrated into customers in general rate Category 14 Oil and Gas (2025: $7,612,541, representing 90%). Of this amount, 100% (2025: 90%) is owed by one customer. Apart from this, Council does not have single credit risk exposure to any single counterparty or any group of counterparties having similar characteristics.

Exposure to credit risk is managed through regular analysis of credit counterparty ability to meet payment obligations.

Investments in financial instruments are required to be made with Queensland Treasury Corporation (QTC) or similar State / Commonwealth bodies or financial institutions in Australia, in line with the requirements of the *Statutory Bodies Financial Arrangements Act 1982*.

No collateral is held as security relating to the financial assets held by Council.

The carrying amount of financial assets at the end of the reporting represent the maximum exposure to credit risk.

Liquidity risk
Liquidity risk is the risk that the Council will encounter difficulty in meeting the obligations associated with its financial liabilities that are settled by delivering cash or another financial asset.

The Council's approach to managing liquidity is to ensure, as far as possible, that it will have sufficient liquidity to meet its liabilities when they are due, under both normal and stressed conditions, without incurring unacceptable losses or risking damage to the Council's reputation.

Exposure to Liquidity Risk
Council is exposed to liquidity risk through its normal course of business. Council manages its exposure to liquidity risk by maintaining sufficient cash deposits to cater for unexpected volatility in cash flows.

The following table sets out the liquidity risk in relation to financial liabilities held by the Council. It represents the remaining contractual cashflows (principal and interest) of financial liabilities at the end of the reporting period, excluding the impact of netting agreements:

	0 to 1 year	1 to 5 years	Total contractual cash flows	Carrying amount
	$	$	$	$
2026				
Trade and other payables	1,602,100	-	1,602,100	1,602,100
	1,602,100	-	1,602,100	1,602,100
2025				
Trade and other payables	1,907,688	-	1,907,688	1,907,688
	1,907,688	-	1,907,688	1,907,688

Outflows in the above table are not expected to occur significantly earlier or for significantly different amounts than indicated in the table.

Market risk
Market risk is the risk that changes in market indices, such as interest rates, will affect the Council's income or the value of its holdings of financial instruments.

Interest Rate Risk
Council is exposed to interest rate risk through investments with QTC and other financial institutions.

Council has access to a mix of variable and fixed rate funding options through QTC so that interest rate risk exposure can be minimised.

Sensitivity
Council does not account for any fixed-rate financial assets or financial liabilities at fair value through profit or loss, therefore a change in interest rates at the reporting date would not affect profit or loss.

Quilpie Shire Council
Notes to the financial statements
For the year ended 30 June 2026

25 Trust Funds

In accordance with the Local Government Act 2009 and Local Government Regulation 2012, a separate trust bank account and separate accounting records are maintained for funds held on behalf of outside parties. Funds held in the trust account include those funds from the sale of land for arrears in rates, deposits for the contracted sale of land, security deposits lodged to guarantee performance and unclaimed monies (e.g. wages). It also includes funds held for the Exclusion Fencing Restitution Program (EFRP). The Council performs only a custodian role in respect of these monies and because the monies cannot be used for Council purposes, they are not considered revenue nor brought to account in the financial statements since Council has no control over the assets.

Trust funds held for outside parties	**2026**	**2025**
	$	**$**
Monies collected or held on behalf of other entities yet to be paid out	18,904	302,278
Exclusion Fencing Restitution Program (EFRP)	14,994,621	-
Security deposits	42,531	426
	15,056,056	302,704

There was no funds belonging to Council held in the trust funds of third parties.

Exclusion Fencing Restitution Program

Council administers funding received under the Exclusion Fencing Restitution Program. As Council performs only a custodial role in respect of the transactions and balances, they are not recognised in the financial statements. They are, however, disclosed in these notes for the information of financial statement users.

	2026	**2025**
	$	**$**
Accumulated Funds	-	-
Surplus/(Deficit)	14,911,287	-
Total Accumulated Net Assets	**14,911,287**	-
Assets		
Cash at Bank	14,994,621	-
Liabilities		
Current Liabilities	83,334	-
Net Assets	**14,911,287**	-
Revenue and Expenses		
Revenue		
Grant administration	750,000	-
Grant delivery	15,000,000	-
Interest Income	453,552	-
Total Revenue	**16,203,552**	-
Expenses		
Grant administration	440,333	-
Grant delivery	851,933	-
Total Expenses	**1,292,265**	-
Surplus/(Deficit)	**14,911,287**	-

Quilpie Shire Council
Notes to the financial statements
For the year ended 30 June 2026

26 Transactions with related parties

(a) Transactions with key management personnel (KMP)

Key management personnel include the Mayor, Councillors, Chief Executive Officer, Director Infrastructure Services, Director Community & Economic Development and Director Corporate Services. The compensation paid to key management personnel comprises:

	2026	2025
	$	$
Short-term employee benefits	1,152,270	937,074
Post-employment benefits	135,587	108,376
Long-term benefits	246,582	130,316
Termination benefits	-	-
Total	**1,534,439**	**1,175,766**

Detailed remuneration disclosures are provided in the annual report.

(b) Transactions with other related parties

Other related parties include the close family members of KMP and any entities controlled or jointly controlled by KMP or their close family members. Close family members include a spouse, child and dependent of a KMP or their spouse. Details of transactions between Council and other related parties are disclosed below:

Details of transaction	Additional Information	2026 $	2025 $
Employee expenses for close family members of key management personnel	25(b)(i)	184,773	184,627
Purchase of materials and services from entities controlled by key mamangement personnel	25(b)(ii)	29,034	31,931
Pyments to non-profit associations a key mamangement personnel is a controlling committee member	25(b)(iii)	48,091	4,322
Grant and community assistance payments to entities controlled by key management personnel	25(b)(iv)	93,780	2,193
TOTAL		**355,678**	**223,073**

(i) All close family members of key management personnel were employed through an arm's length process. They are paid in accordance with the Award for the job they perform. Council employs 70 (2025: 64) staff and elected representatives of which only 2 (2025: 2) are close family members of key management personnel.

(ii) Council purchased ice, furniture, home applicances and engraving services from entities controlled by key management personnel. All purchases were at arm's length and were in the normal course of council operations.

(iii) Community assistance payments were made to non-profit community organisations of which key management personnel are committee (controlling) members.

(iv) Grant and community assistance payments to entities controlled by key management personnel were through an arm's length process and in the normal course of council operations. One entity controlled by a KMP was the recipient of an Exclusion Fencing Restitution Grant through council.

(c) Outstanding balances

There are no outstanding balances to/from related parties at the end of the financial year.

(d) Loans and guarantees to/from related parties

Council does not make loans to or receive loans from related parties. No guarantees have been given.

(e) Commitments to/from other related parties

Council has neither made nor received any commitments with key management personnel or related parties.

Transactions with related parties that have not been disclosed

Most of the entities and people that are related parties of Council live and operate within the Quilpie Shire. Therefore, on a regular basis ordinary citizen transactions occur between Council and its related parties. Some examples include:

- Payment of rates
- Dog registration
- Borrowing books from the library

Council has not included these types of transactions in its disclosure where they are made on the same terms and conditions available to the general public.

Quilpie Shire Council
Financial Statements
For the year ended 30 June 2026

Management Certificate
For the year ended 30 June 2026

These general purpose financial statements have been prepared pursuant to sections 176 and 177 of the *Local Government Regulation 2012* (the Regulation) and other prescribed requirements.

In accordance with section 212(5) of the Regulation we certify that:

(i) the prescribed requirements of the *Local Government Act 2009* and *Local Government Regulation 2012* for the establishment and keeping of accounts have been complied with in all material respects; and

(ii) the general purpose financial statements, as set out on pages 1 to 28 present a true and fair view, in accordance with Australian Accounting Standards, of the Council's transactions for the financial year and financial position at the end of the year.

Mayor
Ben Hall
Date: 29/10/2026

Acting Chief Executive Officer
Julie Reitano
Date: 29/10/26

Queensland Audit Office
Better public services

INDEPENDENT AUDITOR'S REPORT

To the Councillors of Quilpie Shire Council

Report on the audit of the financial report

Opinion

I have audited the financial report of Quilpie Shire Council (the council).

The financial report comprises the statement of financial position as at 30 June 2026, the statement of comprehensive income, statement of changes in equity and statement of cash flows for the year then ended, notes to the financial statements including material accounting policy information and the certificate given by the Mayor and Acting Chief Executive Officer.

In accordance with s. 40 of the *Auditor-General Act 2009*, for the year ended 30 June 2026:

a) I received all the information and explanations I required.

b) I consider that, the prescribed requirements in relation to the establishment and keeping of accounts were complied with in all material respects.

c) In my opinion, the financial report:

   i. gives a true and fair view of the council's financial position as at 30 June 2026, and of its financial performance for the year then ended

   ii. complies with the *Local Government Act 2009*, the Local Government Regulation 2012 and Australian Accounting Standards.

Basis for opinion

I conducted my audit in accordance with the *Auditor-General Auditing Standards*, which incorporate the Australian Auditing Standards. My responsibilities under those standards are further described in the *Auditor's responsibilities for the audit of the financial report* section of my report.

I am independent of the council in accordance with the ethical requirements of the Accounting Professional and Ethical Standards Board's APES 110 *Code of Ethics for Professional Accountants (including Independence Standards)* (the Code) that are relevant to my audit of the financial report in Australia. I have also fulfilled my other ethical responsibilities in accordance with the Code and the *Auditor-General Auditing Standards*.

I believe that the audit evidence I have obtained is sufficient and appropriate to provide a basis for my opinion.

Other information

The council is responsible for the other information.

The other information comprises the information included in the council's annual report for the year ended 30 June 2026, but does not include the financial report and my auditor's report thereon.

Queensland Audit Office
Better public services

At the date of this auditor's report, the available other information in the council's annual report for the year ended 30 June 2026 was the current year financial sustainability statement, current year financial sustainability statement – contextual ratios (unaudited) and unaudited long-term financial sustainability statement.

My opinion on the financial report does not cover the other information and accordingly I do not express any form of assurance conclusion thereon. However, as required by the Local Government Regulation 2012, I have formed a separate opinion on the current year financial sustainability statement.

In connection with my audit of the financial report, my responsibility is to read the other information and, in doing so, consider whether the other information is materially inconsistent with the financial report and my knowledge obtained in the audit or otherwise appears to be materially misstated.

If, based on the work I have performed, I conclude that there is a material misstatement of this information, I am required to report that fact. I have nothing to report in this regard.

Responsibilities of the council for the financial report

The council is responsible for:

- the preparation of the financial report that gives a true and fair view in accordance with the *Local Government Act 2009* and the Local Government Regulation 2012, and other prescribed requirements and Australian Accounting Standards, and such internal control as they determine is necessary to enable the preparation of the financial report that is free from material misstatement, whether due to fraud or error
- the establishment and keeping of accounts in accordance with prescribed requirements
- assessing the council's ability to continue as a going concern, disclosing, as applicable, matters relating to going concern and using the going concern basis of accounting unless it is intended to abolish the council or to otherwise cease operations of the council.

Auditor's responsibilities for the audit of the financial report

My objectives are to obtain reasonable assurance about whether the financial report as a whole is free from material misstatement, whether due to fraud or error, and to issue an auditor's report that includes my opinion. My auditor's report must state whether I have received all the information and explanations required, and whether I consider the prescribed requirements in relation to the establishment and keeping of accounts have been complied with in all material respects.

Reasonable assurance is a high level of assurance, but is not a guarantee that an audit conducted in accordance with the Australian Auditing Standards will always detect a material misstatement when it exists. Misstatements can arise from fraud or error and are considered material if, individually or in the aggregate, they could reasonably be expected to influence the economic decisions of users taken on the basis of this financial report.

A further description of my responsibilities for the audit of the financial report is located at the Auditing and Assurance Standards Board website at:
www.auasb.gov.au/auditors_responsibilities/ar4.pdf

Queensland Audit Office
Better public services

A further description of my responsibilities under the *Auditor-General Act 2009* and *Auditor-General Auditing Standards* is located at the Queensland Audit Office website at: www.qao.qld.gov.au/audit-program/audit-standards

These descriptions form part of my auditor's report.

M Manuel

30 October 2026

Megan Manuel
as delegate of the Auditor-General

Queensland Audit Office
Brisbane

Quilpie Shire Council
Current-year Financial Sustainability Statement
For the year ended 30 June 2026

Type	Measure	Target (Tier 7)	Actual Current Year	5-Year Average	Council Narrative
			Council		
Audited ratios					
Liquidity	Unrestricted Cash Expense Cover Ratio	Greater than 4 months	6.94	N/A	Exceeds target
Operating Performance	Operating Surplus Ratio	N/A	6.37%	-0.54%	The early payment of approximately 80% the 2026/27 Financial Assistance Grant resulted in an operating surplus and affected the 5-year average.
	Operating Cash Ratio	Greater than 0%	20.18%	17.42%	Exceeds target
Asset Management	Asset Sustainability Ratio	Greater than 90%	32.99%	30.13%	Council's forecasting has major renewal projects that will improve this ratio.
	Asset Consumption Ratio	Greater than 60%	75.22%	77.52%	Exceeds targer

Note 1- Basis of Preparation
The current year financial sustainability statement is prepared in accordance with the requirements of the *Local Government Regulation 2012* and the Financial Management (Sustainability) Guideline 2024. The amounts used to calculate the 2026 reported measures are prepared on an accrual basis and are drawn from the Council's audited general purpose financial statements for the year ended 30 June 2026

Certificate of Accuracy
For the year ended 30 June 2026

This current-year financial sustainability statement has been prepared pursuant to Section 178 of the *Local Government Regulation 2012* (the Regulation).

In accordance with Section 212(5) of the Regulation we certify that this current year financial sustainability statement has been accurately calculated.

Mayor
Ben Hall

Date: 29/10/26

Acting Chief Executive Officer
Julie Reitano

Date: 29/10/26

Queensland Audit Office
Better public services

INDEPENDENT AUDITOR'S REPORT

To the Councillors of Quilpie Shire Council

Report on the Current-Year Financial Sustainability Statement

Opinion

I have audited the accompanying current year financial sustainability statement of Quilpie Shire Council (the council).

The current-year financial sustainability statement for the year ended 30 June 2026, comprises the statement, explanatory notes, and the certificate of accuracy given by the Mayor and the acting Chief Executive Officer.

In accordance with s. 212 of the Local Government Regulation 2012, in my opinion, in all material respects, the current year financial sustainability statement is accurately calculated in accordance with the Financial Management (Sustainability) Guideline 2024.

Basis of opinion

I conducted my audit in accordance with the *Auditor-General Auditing Standards*, which incorporate the Australian Auditing Standards. My responsibilities under those standards are further described in the *Auditor's responsibilities for the audit of the current year financial sustainability statement* section of my report.

I am independent of the council in accordance with the ethical requirements of the Accounting Professional and Ethical Standards Board APES 110 *Code of Ethics for Professional Accountants (including Independence Standards)* (the Code) that are relevant to my audit of the statement in Australia. I have also fulfilled my other ethical responsibilities in accordance with the Code and the *Auditor-General Auditing Standards*.

I believe that the audit evidence I have obtained is sufficient and appropriate to provide a basis for my opinion.

Emphasis of matter – basis of accounting

I draw attention to Note 1, which describes the basis of accounting. The current-year financial sustainability statement has been prepared in accordance with the Financial Management (Sustainability) Guideline 2024 for the purpose of fulfilling the council's reporting responsibilities under the Local Government Regulation 2012. As a result, the statement may not be suitable for another purpose. My opinion is not modified in respect of this matter.

Other Information

The council is responsible for the other information.

The other information comprises the information included in the council's annual report for the year ended 30 June 2026, but does not include the financial sustainability statement and my auditor's report thereon.

At the date of this auditor's report, the available other information in the council's annual report for the year ended 30 June 2026 was the general purpose financial statements, current-year financial sustainability statement – contextual ratios (unaudited) and unaudited long-term financial sustainability statement.

Queensland Audit Office
Better public services

My opinion on the current year financial sustainability statement does not cover the other information and accordingly I do not express any form of assurance conclusion thereon. However, as required by the Local Government Regulation 2012, I have formed a separate opinion on the general purpose financial report.

In connection with my audit of the financial sustainability statement, my responsibility is to read the other information and, in doing so, consider whether the other information is materially inconsistent with the financial sustainability statement and my knowledge obtained in the audit or otherwise appears to be materially misstated.

If, based on the work I have performed, I conclude that there is a material misstatement of this information, I am required to report that fact. I have nothing to report in this regard.

Responsibilities of the council for the current year financial sustainability statement

The council is responsible for the preparation and fair presentation of the current year financial sustainability statement in accordance with the Financial Management (Sustainability) Guideline 2024 and the Local Government Regulation 2012. The council's responsibility also includes such internal control as the council determines is necessary to enable the preparation and fair presentation of the statement that is accurately calculated and is free from material misstatement, whether due to fraud or error.

Auditor's responsibilities for the audit of the current year financial sustainability statement

My objectives are to obtain reasonable assurance about whether the current year financial sustainability statement as a whole is free from material misstatement, whether due to fraud or error, and to issue an auditor's report that includes my opinion. Reasonable assurance is a high level of assurance, but is not a guarantee that an audit conducted in accordance with the Australian Auditing Standards will always detect a material misstatement when it exists. Misstatements can arise from fraud or error and are considered material if, individually or in the aggregate, they could reasonably be expected to influence the economic decisions of users taken on the basis of this statement.

My responsibility does not extend to forming an opinion on the appropriateness or relevance of the reported ratios, nor on the council's future sustainability.

As part of an audit in accordance with the Australian Auditing Standards, I exercise professional judgement and maintain professional scepticism throughout the audit. I also:

- identify and assess the risks of material misstatement of the statement, whether due to fraud or error, design and perform audit procedures responsive to those risks, and obtain audit evidence that is sufficient and appropriate to provide a basis for my opinion. The risk of not detecting a material misstatement resulting from fraud is higher than for one resulting from error, as fraud may involve collusion, forgery, intentional omissions, misrepresentations, or the override of internal control.
- obtain an understanding of internal control relevant to the audit to design audit procedures that are appropriate in the circumstances, but not for the purpose of expressing an opinion on the effectiveness of the council's internal control.
- evaluate the appropriateness of material accounting policy information used and the reasonableness of accounting estimates and related disclosures made by the council.

Queensland
Audit Office
Better public services

I communicate with the council regarding, among other matters, the planned scope and timing of the audit and significant audit findings, including any significant deficiencies in internal control that I identify during my audit.

M Manuel

30 October 2026

Megan Manuel
as delegate of the Auditor-General

Queensland Audit Office
Brisbane

Quilpie Shire Council
Current-year Financial Sustainability Statement - Contextual Ratios
For the year ended 30 June 2026

From FY 2024, there is an updated Financial Management (Sustainability) Guideline (the Guideline) which has been developed following consultation with Local Government stakeholders.

The Guideline supersedes the Financial Management (Sustainability) Guideline 2013, and is to be used in the calculation of the relevant financial sustainability measure specified in the *Local Government Regulation 2012*. Further information can be found on the Department's website at https://www.statedevelopment.qld.gov.au/local-government/for-councils/finance/local-government-sustainability-framework.

Type	Measure	Target (Tier 7)	Actual Current Year	5-Year Average	Council Narrative
			Council		
Contextual ratios (unaudited)					
Financial Capacity	Council-Controlled Revenue	N/A	11.32%	18.19%	Council has implemented a long term strategy of full cost recovery and increasing own source revenue with a small rate base that remains consistent with total revenue. A potential reduction of general rates revenue from the resource sector remains the biggest risk to Council's long term sustainability.
	Population Growth	N/A	0.85%	-1.67%	Council believes the ABS statistics do not clearly reflect the population growth experience in the shire which is demonstrated by the growth in the housing market and no rental vacancies. Unprecedented housing construction of 26 homes since 2021 supports this view.

The current year financial sustainability statement - Contextual Ratios is prepared in accordance with the requirements of the *Local Government Regulation 2012* and the Financial Management (Sustainability) Guideline 2024. The amounts used to calculate the 2026 reported measures are prepared on an accrual basis and are drawn from the Council's audited general purpose financial statements for the year ended 30 June 2026.

Certificate of Accuracy
For the year ended 30 June 2026

This current-year financial sustainability statement has been prepared pursuant to Section 178 of the *Local Government Regulation 2012* (the Regulation).

In accordance with Section 212(5) of the Regulation we certify that this current year financial sustainability statement has been accurately calculated.

Mayor
Ben Hall
Date: 29/10/26

Acting Chief Executive Officer
Julie Reitano
Date: 29/10/26

Quilpie Shire Council
Unaudited Long-Term Financial Sustainability Statement
Prepared as at 30 June 2026

Type	Measure	Target (Tier 7)	Actuals as at 30 June 2026	30 June 2027	30 June 2028	30 June 2029	30 June 2030	30 June 2031	30 June 2032	30 June 2033	30 June 2034	30 June 2035	30 June 2036
Financial Capacity	Council-Controlled Revenue	N/A	11.32%	9.49%	33.09%	33.18%	33.29%	33.39%	33.39%	33.37%	33.35%	33.31%	33.27%
	Population Growth	N/A	0.85%	0.85%	0.85%	0.85%	0.85%	0.85%	0.85%	0.85%	0.85%	0.85%	0.85%
Operating Performance	Operating Surplus Ratio	N/A	6.37%	-0.88%	1.15%	2.11%	2.08%	2.05%	2.39%	2.75%	3.15%	3.57%	3.99%
	Operating Cash Ratio	Greater than 0%	20.18%	6.98%	34.50%	35.23%	35.00%	34.77%	34.94%	35.13%	35.34%	35.57%	35.80%
Liquidity	Unrestricted Cash Expense Cover Ratio	Greater than 4 months	6.94	3.08	18.87	19.43	19.71	20	20.46	20.98	21.57	22.22	22.94
Asset Management	Asset Sustainability Ratio	Greater than 90%	32.99%	416.00%	91.00%	91.00%	91.00%	91.00%	92.00%	92.00%	92.00%	92.00%	92.00%
	Asset Consumption Ratio	Greater than 60%	75.22%	76.96%	75.77%	74.59%	73.45%	72.33%	71.23%	70.16%	69.11%	68.08%	67.08%

Council's Long Term Financial Management Strategy

Council measures revenue and expenditure trends over time as a guide to future requirements and to make decisions about the efficient allocation of resources to ensure the most effective provision of services. Council ensures that its financial management strategy is prudent and that its long-term financial forecast shows a sound financial position whilst also being able to meet the community's current and future needs.

Certificate of Accuracy
For the long-term financial sustainability statement prepared as at 30 June 2026

This long-term financial sustainability statement has been prepared pursuant to the requirements of section 178 of the *Local Government Regulation 2012* (the Regulation).

In accordance with Section 212(5) of the Regulation we certify that this long-term financial sustainability statement has been accurately calculated.

Mayor
Ben Hall
Date: 29/10/26

Acting Chief Executive Officer
Julie Reitano
Date: 29/10/26

14.6 AUDIT COMMITTEE REPORT

IX: **281810**

Author: **Sharon Frank, Director Corporate Services**

Authorisors: **Julie Reitano, Acting Chief Executive Officer**

Attachments: **Nil**

KEY OUTCOME

Key Outcome:	9.	Finances and Resources
Key Initiative:	9.1	Audit, audit committee and risk management

EXECUTIVE SUMMARY

The purpose of this report is for the Chief Executive Officer to present a report of the Audit Committee Meeting held on 29 October 2026 including the matters reviewed at the meeting and the committee's recommendations about the matters, in accordance with section 211(4) of the *Local Government Regulation 2012*.

RECOMMENDATION

That Council receive and note the report and recommendations from the Audit Committee Meeting held on 29 October 2026.

BACKGROUND

Council has established an Audit Committee in accordance with section 105 of the *Local Government Act 2009*.

As a committee of Council, the Audit Committee is independent of management and does not have any executive powers, delegated responsibility or authority to implement action. The Audit Committee has authority to review and make recommendations to Council on any matters within its scope of responsibility. In doing so the Audit Committee has the authority to seek information it requires and has full right of access to all levels of management through the Chief Executive Officer.

The main purpose of the Committee is to provide an oversight function to Council in the effective performance of its responsibilities related to draft financial statements, internal audit and risk management as prescribed under the *Local Government Act 2009*, the *Local Government Regulation 2012* and other relevant legislation, standards and requirements. That Council receive and note the report and recommendations from the Audit Committee Meeting held on 29 October 2026.

REPORT

Written report and recommendations from the Audit Committee Meeting held 29 October 2026 (*Local Government Regulation 2012* - Section 211 (1)(c))

The Audit Committee considered the following agenda items:

1. Previous minutes - Audit Committee Meeting of Quilpie Shire Council held on Tuesday 9 June 2026

2. Internal Audit Plan 2026/27
3. Internal Audit Report – Customer Service
4. Internal Audit Report – Grant Management
5. Internal Audit Report – Community Asset Costing Framework
6. Queensland Audit Office – Closing Report 2026
7. Financial Statements for the year ended 30 June 2026 (including Management Representation Letter)
8. Comprehensive Asset Valuation – Water and Sewerage Infrastructure – Final copy. (The draft report was presented to the Audit Committee at the meeting on 9 June 2026).
9. Internal Audit - Activity Report for October 2026
10. QAO Briefing Paper for 2026

The recommendations from the meeting were as follows:

1. That the Minutes of the Audit Committee Meeting held on 9 June 2026 be confirmed.
2. That the Audit Committee:
    (a) Receive and note the Internal Audit Plan for 2026/27.
    (b) Recommend to the Chief Executive Officer that the plan be reviewed by Internal Audit to ensure the plan aligns with the Corporate Plan 2026-2031.
3. That the Audit Committee receive and note the Internal Audit Report on the Customer Service.
4. That the Audit Committee receive and note the Internal Audit Report on Grant Management.
5. That the Audit Committee receive and note the Internal Audit Report on the Community Asset Costing Framework.
6. That the audit committee receive and note the QAO Closing Report on the Financial Statements for Quilpie Shire Council for the financial year ended 30 June 2026.
7. That in accordance with section 211(1)(b)(iii) of the *Local Government Regulation 2012*, the Audit Committee note their review of the draft Financial Statements for the year ended 30 June 2026.
8. That the Audit Committee receive and note the final comprehensive asset valuation report for Water and Sewerage Infrastructure.
9. That the Audit Committee receive and note the October 2026 Internal Audit Activity Report.
10. That the Audit Committee receive and note the QAO Briefing Paper for 2026.

CONSULTATION (Internal/External)

The Audit Committee considered each item at its meeting on 29 October 2026, with Council's internal auditors, O'Connor Marsden, and its external contract auditors, RSM Australia, providing the reports listed in the Report section. The Director Corporate Services prepared this report from the committee's recommendations.

INTERESTED PARTIES

- Audit Committee members
- Queensland Audit Office, as Council's external auditor
- RSM Australia, as the Queensland Audit Office's contract auditor
- O'Connor Marsden, as Council's internal auditor

- Department of Local Government, Water and Volunteers, as the department responsible for local government

Note: Council officers identify interested parties on a best endeavours basis, and the list may not be exhaustive.

LEGISLATION / LEGAL IMPLICATIONS

Section 105(4) of the *Local Government Act 2009* sets the role of an audit committee: to monitor and review the integrity of Council's financial documents, its internal audit function and the effectiveness and objectivity of its internal auditors, and to make recommendations to Council on matters that need action or improvement. Section 208 of the *Local Government Regulation 2012* applies the audit committee requirements of the Regulation to Council's Audit Committee.

Section 211(1)(a) requires the committee to meet at least twice each financial year. The meeting on 29 October 2026 is the committee's first meeting for 2026/27, and the committee must meet again before 30 June 2027.

Section 211(1)(b) requires the committee to review several matters including but not limited to:

- **the internal audit plan for the current financial year:** the committee reviewed the Internal Audit Plan 2026/27 (item 2);
- **the draft financial statements before certification:** the committee reviewed the draft financial statements for the year ended 30 June 2026 (item 7) before the Mayor and Chief Executive Officer certified them on 29 October 2026; and
- **the auditor-general's audit report and observation report:** the auditor-general issued the audit report on 30 October 2026 and the observation report (Final Management Report) on 6 November 2026, after this meeting, so the committee will review both at its next meeting. At this meeting it reviewed the Closing Report (item 6).

As part of the corporate plan progress indicator 'Progress (Compliance)' one additional area of compliance focus is planned for 2026/27, specifically in relation to actions taken:

- **the internal audit progress report for the preceding financial year:** including the recommendations and the actions taken.

Section 211(1)(c) requires the committee to give Council a written report about the matters reviewed and its recommendations as soon as practicable after each meeting. The Report section of this report sets out those matters and recommendations. Section 211(4) requires the Chief Executive Officer to present that report at the next meeting of Council. The Ordinary Meeting on 17 November 2026 is the first Council meeting after the committee's meeting, and the Acting Chief Executive Officer presents the report at that meeting.

POLICY IMPLICATIONS

Council's F.01A Audit Committee Charter (version 3, Resolution QSC054-02-26) requires the committee to review the financial statements, internal controls, internal audit and external audit findings (clauses 3.2.1, 3.2.3, 3.2.5 and 3.2.6), report to the Chief Executive Officer (clause 3.2.8), and meet at least twice a year (clause 3.3.4). The committee met those requirements at its meetings on 9 June and 29 October 2026. The committee noted the Internal Audit Plan 2026/27 rather than approving it as clause 3.2.5 requires, and the revised plan will return to the committee for approval at its next meeting.

FINANCIAL AND RESOURCE IMPLICATIONS

The audit committee provides an oversight function to Council.

ASSET MANAGEMENT IMPLICATIONS

This decision does not acquire, use, change or dispose of any Council asset, because Council is only noting the committee's report. The committee reviewed two asset-related matters:

- **Internal audit report, Community Asset Costing Framework (item 5).** The committee noted the internal audit report on how Council costs its community assets.
- **Comprehensive asset valuation, water and sewerage infrastructure (item 8).** The committee noted the final valuation report, which supports the values of those assets in Council's asset register and financial statements.

RISK MANAGEMENT IMPLICATIONS

Council assessed the risks of this decision under its Enterprise Risk Management Policy (G.11) and Risk Management Framework (G.11-A), using its adopted risk matrix (Likelihood × Consequence).

Table 1 Risk register

Risk name and description	Current controls	Impacts	Likelihood	Consequence	Risk rating	Risk treatment
Management does not act on the committee's recommendation 2(b), to review the Internal Audit Plan 2026/27 against the Corporate Plan 2026–2031.	The committee's report to Council; the internal audit activity report at each committee meeting	The internal audit program does not test the risks in Council's corporate priorities.	Unlikely	Minor	Low	The CEO directs the internal auditors to review the plan against the Corporate Plan and reports the outcome to the committee's next meeting.
The committee does not review the auditor-general's audit report and observation report for 2025/26 under s 211(1)(b)(iv).	Committee meeting schedule	Council does not comply with s 211(1)(b)(iv).	Unlikely	Minor	Low	The Director Corporate Services includes both reports on the agenda for the committee's next meeting.

HUMAN RIGHTS IMPLICATIONS

Section 58(1) of the *Human Rights Act 2019* makes it unlawful for Council to make a decision that is not compatible with human rights, or to fail to give proper consideration to a human right relevant to the decision. Council considered the 23 human rights the Act protects and found that receiving and noting the Audit Committee's report engages none of them. The decision records the committee's review of Council's audit, financial reporting and asset valuation matters. It does not change any person's entitlements, obligations or property, or their access to Council services, and it does not restrict how anyone exercises a human right.

The decision is compatible with human rights under section 8, because it does not limit any human right.

15 OFFICE OF THE CEO

Nil

16 CONFIDENTIAL ITEMS

Nil

17 LATE ITEMS

18 GENERAL BUSINESS

19 MEETING DATES