



GENERAL BUILDING INFORMATION

QUILPIE SHIRE COUNCIL

Building approval is required before carrying out most types of building works. These works typically include structures that are proposed to be built or altered. This approval is required to ensure it will be structurally safe and located appropriately to meet the requirements under the Building Act 1975 and relevant regulations and guidelines.

You have a choice of using Council or a private certifier. If a private building certifier is engaged, a notice of engagement must be sent to Quilpie Shire Council. When the building approval is issued by the private certifier they must forward a copy of the approval documents to Council.

Building Applications are necessary for the following building activities:

- New dwellings or commercial buildings
- Alterations or additions to existing buildings
- Restumping
- Building removal and relocation
- Demolitions
- Carports and sheds 10m² or larger
- Gazebos, pergolas and shade sails over 10 square meters
- Fences over 2 meters in height above the natural ground level
- building work more than 2.4m high
- Swimming pools and spas



PLUMBING & DRAINAGE

A plumbing application is required to be submitted to Council for any plumbing and drainage carried out to domestic and/or commercial properties. Plumbing and drainage, amongst other things, can consist of new or additional plumbing fixtures (toilets, basins, showers).

Plumbing applications forms can be obtained at <https://www.business.qld.gov.au/industries/building-property-development/building-construction/plumbing-drainage/forms-templates>

QBCC INSURANCE

The Queensland Building and Construction Commission's (QBCC) Statutory Home Warranty Insurance Scheme offers consumer protection when a licensed contractor performs "insured residential construction work".

Any contractors performing building work valued over \$3,300 must hold a QBCC licence.

If a contractor is being engaged to carry out building work on a residential property, a copy of the QBCC Confirmation of Insurance is required to accompany the application, if the value of the work is over \$3,300.00. However, if the work is being performed by an owner builder, a copy of the QBCC Owner Builders Permit is required for work valued over \$11,000.00.

The QBCC is contactable on 1300 272 272

QLEAVE

Portable Long Service Leave (PLSL) provides long service leave entitlements to workers in the building and construction industry.

A copy of the Portable Long Service Leave receipt is required if the value of the building work is \$150,000.00 (excl. GST) or greater.

Forms are available from and fee payable at Australia Post or online at www.qleave.gov.au.


QLEAVE


When submitting a building application, the application must consist of the following:


- DA Form 2
- Plans (including site plan, floor plan and elevations)
- Structural Engineering Drawings and Certificates
- Application fee

Applications can be lodged in person, via email or mail

Contact Quilpie Shire Council

 07 4656 0500

 admin@quilpie.qld.gov.au

 50 Brolga Street
PO Box 57
Quilpie QLD 4480