



Council Community News

February 2021

From the CEO's Desk

The last Ordinary meeting of Council was held on Friday 19 February 2021.

Council engaged the services of Greenway Turf Solution to undertake an audit of turf at the John Waugh Memorial Park; this assessment was part of the QRL's Better Fields, Better Outcomes Program. The purpose of the audit is to measure the current condition of the sports field against QRL standards and generate data that can be used as a benchmark for future audits. Council are now implementing the recommendations provided to ensure the longevity of the oval at a high standard.

Flood restoration works continue throughout the Shire, approval for the repair of Trinidad, Springfield and Regleigh Roads under disaster recovery funding arrangements were awarded to APV contracting, meanwhile repairs to Old Thargomindah and Kiandra Road were awarded to SC and KG Bowen.

Council continue to deliver upon a large works program with several key projects now well underway. Sealing of the Adavale Red Road is set to be completed by early March (weather permitting) and will add an additional 2km of seal.

The foundation and base slab have been completed for the Gyrica Gardens Multipurpose Centre; the works are currently on track to be completed by the end of June.

Works have also commenced on the Eromanga Natural History Museum access road and car park as part of the overall Stage 2 Phase 1 project that is nearing completion and due to be opened in the coming months.

Mayor MacKenzie and I attended a South West Queensland Regional Organisation of Councils (SWQROC) meeting on 23 February. The SWQROC was established in 2020, bringing together the South West Local Government Association (SWLGA) and South West Regional Economic Development (SWRED). The ROC comprises the six Local Government areas of Maranoa Regional Council, Balonne Shire Council, Murweh Shire Council, Paroo Shire Council, Quilpie Shire Council and Bulloo Shire Council. In the coming months the community will see advocacy programs being rolled out throughout the regions to address key issues in the wider South West area.

In early March Council will be releasing a community satisfaction survey, which is intended to gather data to better understand the community's views about what is important to them and how they rate Council's performance and priorities. This survey will be available electronically and paper copies will also be available at our customer service centres. The last survey was undertaken in 2018 and the feedback provided will be used to benchmark Council performance since the last survey and emerging priorities within the community. Those who complete the survey will also go into the draw to win one of two \$250 local shopping vouchers.

The full minutes of the Council meeting are usually available on Council's website the Tuesday or Wednesday following a Friday meeting.

I am happy to meet with anyone that would like further information on any meeting outcomes. Members of the community are also reminded that all Councillors are happy to speak with you on any issue.

Regards, Justin.

P: 4656 0500 M: 0448 816 827 E: ceo@quilpie.qld.gov.au

YOUR COUNCILLORS

Cr Stuart Mackenzie
Mayor

P: 4656 4771

M: 0429 069 314

E: mayor@quilpie.qld.gov.au

Cr Jenny Hewson, Deputy Mayor

P: 4656 1311

M: 0428 461 294

E: jhewson@quilpie.qld.gov.au

Cr Roger Volz

M: 0428 561 468

E: rvolz@quilpie.qld.gov.au

Cr Bruce Paulsen

P: 4656 1421

M: 0476 166 378

E: bpaulsen@quilpie.qld.gov.au

Cr Lyn Barnes

M: 0428 561 461

E: lbarnes@quilpie.qld.gov.au

Ordinary Council Meeting Wrap up

19 February 2021

- Council announced 2 tenders at the February meeting:

- o Package T 2020 Flood Restoration works: Trinidad, Springfield and Regleigh Roads, awarded to APV Contracting for a total cost of \$946,202.67

- o Package South 2020 Flood Restoration works: Old Thargomindah and Kiandra Roads, awarded to SC & KG Bowen for a total cost of \$496,610.16

- Council received a report from Greenway Turf Solutions regarding remedial actions to John Waugh Park, and allocated \$58,000 towards the renovation of the turf, with an additional \$20,400pa allocated for ongoing turf management

- Council voted to undertake a commercial clean of its recently vacated property at 66 Pegler Street, Quilpie, then undertake a valuation of the property before offering for sale by public tender

- NAIDOC Week School initiative will be supported with a \$450 contribution towards printing and distribution costs for students within the Shire to participate in education based activities

- A motion to submit an application to participate in the Lexus Melbourne Cup Tour was laid on the table, pending further advice from Quilpie Diggers Club.

- A Community Assistance Grant was approved for the Quilpie Cultural Society for \$1,600 to assist with the cost of employing an Arts Development Officer who will assist with auditing, sourcing funding opportunities, preparing grant applications, acquittals, social media, website and advertising updates

- The Financial Statements and Second Quarter Budget Review reports were noted

- Council agreed to investigate the possibility of placing a plaque at the cemetery to commemorate those who have had their cremated ashes spread within the Shire

- Council agreed that it would cover the costs of earthworks, sewerage and civil works to a maximum value of \$500,000 from the 21/22 Budget, to support the Eromanga Natural History Museum, should its application for Stage 2 Phase 3 in the next round of funding be successful through Building Better Regions Funding Round 5

- Several minor changes were made to Council's Roads Policy, Private Use of Council Plant & Equipment Policy and Road Network Standard Policy, which are available for viewing on Council's website

Agendas and Minutes of Council meetings are available on Council's webpage www.quilpie.qld.gov.au



Men at work completing the Baldy Top Walking Track, making it safer and easier for us to walk to the top and enjoy the beautiful views of our Shire



WORKS UPDATES



Council stockpiles metal products at the Quilpie and Eromanga dumps. We then sell the materials for scrap value and removal. Scavenging is not permitted at either dump due to the value and environmental outcome of selling the scrap.




Another section of the Quilpie-Adavale Red Road was sealed on 2-3 March. The gap is quickly closing and the whole road should be sealed by the end of 2024 at current commitments.



Sections of Baldy Top Road have been sealed. Have you seen the new picnic shelter at Baldy Top? Council has also improved the walking track to the top of Baldy Top to make it better for all walkers.

2021 QUILPIE SHIRE EVENTS	
DATE	EVENT
MARCH	
19 th March (Friday)	Cultural Society & RADF Exhibition @ Quilpie Shire Gallery from Friday 19 th March until Friday 16 th April
APRIL	
1 st (Thursday)	Lyn Barnes Exhibition 'Where the Pelican Builds' @ Lyn Barnes Gallery
3 rd & 4 th	Eromanga Campdraft & Rodeo
3 rd & 4 th	Toompine Easter Gunshoot
9 th – 11 th	Adavale Rodeo, Challenge, Gymkhana & Bikekhana
23 rd	Leeanne Iverson Exhibition opening @ Quilpie Shire Gallery
25 th	Anzac Day – Quilpie
MAY	
1 st	Quilpie Cup
28 th May	Local Photographers Exhibition opening @ Quilpie Shire Gallery
29 th May	Are you Lonesome Tonight - Opera Queensland
JUNE	
19 th & 20 th	Quilpie Polocrosse Carnival
JULY	
1 st	Darrana Exhibition Opening @ Quilpie Shire Gallery
1 st – 4 th	Bash Break on Brolga
3 rd & 4 th	Outback Queensland Golf Masters
10 th & 11 th	Toompine Polocrosse
AUGUST	
31 st	Kangaranga Do
SEPTEMBER	
11 th	Quilpie Show & Quickshears
25 th	Pride of the West Festival
UNCONFIRMED	
25 th & 26 th	Motorbike Gymkhana & Enduro
OCTOBER	
2 nd & 3 rd	Annual 2 Day Bowls Carnival
15 th	Combined Schools exhibition opening @ Quilpie Shire Gallery
15 th – 17 th	Channel Country Ladies Day
NOVEMBER	
6 th	P&C Colour Fun Run @ John Waugh Park
11 th	Remembrance Day
13 th	Christmas in the Gallery opening @ Quilpie Shire Gallery
19 th November	St. Finbarr's Fete & Mystery Holiday
DECEMBER	

If you have any events that you would like to add to our calendar please contact the Visitor Information Centre on 46 560 540 or tourism@quilpie.qld.gov.au



Quilpie State College Leaders

Quilpie Shire Councillors were invited to attend the Quilpie State College Leadership Induction Ceremony on Monday 15th February 2021. Councillors Jenny Hewson, Lyn Barnes and Roger Volz were in attendance and Deputy Mayor Jenny Hewson joined Quilpie State College P & C President - Alisha Moody and Principal - Mrs Rachael McWaters in presenting the students with their certificates and badges. Congratulations to the following students who have achieved Leadership roles for 2021!

School Captains

Alice Andrade

Ethan Vallins

School Council

Fraser Byrne

Mark Vallins

Sports House Captains

Pegler – Chloe Talbot

Sommerfield – Paige Schynol

McManus – Isaac Heinemann



ISOLATED CHILDREN & PARENTS ASSOCIATION
QUILPIE BRANCH INVITE YOU TO

ICPA GENERAL MEETING

If you have a child and live in a rural or remote location or in a small town then ICPA is relevant to you. Come along to find out more.

SATURDAY 6TH MARCH | 9.00AM
THE QUILPIE BRICK HOTEL, DINING ROOM
BROLGA STREET, QUILPIE

For more information contact:
Ben Hall on 0428 866 415 or Karen Grimm on 0418 241 665



True's Outreach Clinic

true

True's Outreach Clinic offers reproductive & sexual health services to all clients at no cost.

Breast health Menopause advice

Cervical screening Preconception planning

Contraception options Sexual health screen

IUD insertion/removal

Your next clinic is visiting

Next clinic Tuesday & Wednesday 2 & 3 March	Quilpie Quilpie Medical Practice	For appointments Ph 4656 1158
---	--	---

true.org.au/quilpie

CHECKUP

These clinics are funded by the Federal Government. Funding is managed by Checkup with True Relationships and Reproductive Health contracted as the provider of the service delivery in various locations around Queensland. The program is run in co-operation with local service providers.

Clinic. Education. Counselling. true.org.au

IT'S BETTER TO OVARY-ACT THAN NOT

A Cervical Screening Test will not detect ovarian cancer, there is no early detection test. We need your help to spread awareness and raise funds to support women living with ovarian cancer.

SIGNS & SYMPTOMS

- Unexplained fatigue
- Unexplained weight gain or loss
- Changes in bowel habits, such as constipation
- Increased abdominal size or persistent abdominal bloating
- Abdominal or pelvic (lower tummy) pain
- Feeling full after eating a small amount
- Urinary changes, such as frequency or urgency

RISK FACTORS

- A family history of ovarian cancer, breast or bowel cancer
- Increasing age
- Medical conditions such as endometriosis
- Use of hormone replacement therapy (HRT)
- Obesity
- Tobacco smoking
- A mutation in 1 of several known genes, e.g., BRCA1 or BRCA2 genes

Know the signs and symptoms.

The symptoms of ovarian cancer can be vague and similar to other medical conditions. It's important to see your GP if you experience any of these symptoms, especially if they are unusual for you or persistent. Download a Symptoms Diary from our website to track symptoms that may not be usual for you.

4 AUSTRALIAN WOMEN DIAGNOSED EACH DAY

3 AUSTRALIAN WOMEN WILL DIE EACH DAY

For more information
ovariancancer.net.au | 1300 660 334

IT'S TIME FOR OVARY-ACTION

ST MATTHEWS ANGLICAN CHURCH JUMBLE SALE

SATURDAY 27 MARCH 9:30AM – 2:30PM

SATURDAY 24 APRIL 9:30AM – 2:30PM

Come along and grab a bargain!

Volunteers are required urgently to help sort and display items. If you can spare sometime on any these dates, it would be very much appreciated.

Please contact Robyn Cherry on

Mob 0428 612 566 or email lauphi12@gmail.com as soon as possible.

Morning Tea will be available.

These mornings are also a time to enjoy other people's company and have a laugh or two.



Please consider items you wish to donate.

No Electrics

Only clean items, as we have no facilities to wash or iron them.

COVID-19 conditions apply.

Thank you for your co-operation

Robyn Cherry

Warden



Notice of Services for April

April 4 - Easter Sunday - 10 am - conducted by Rev. Di Murphy

April 12 - Monday - 6pm - Bishop Cam Venables
(dinner at the Hotel afterwards if you wish)

All welcome to attend

Contact Robyn Cherry 0428612566



AFTERSCHOOL ACTIVITIES (places available)

5year to 9years @ The Quilpie Shire Library
Commencing Monday 1/02/21
3:30pm – 4:30pm (Afternoon Tea provided)

10years to 16years @ the Youth Centre
Commencing Wednesday 3/02/21
3:15pm – 4:45pm (Afternoon Tea provided)

Call Michelle on 4656 0509 to reserve a place



Quilpie Library

First 5 Forever News

Quilpie Library has some fantastic goodies for the Under 5's



- Library Bags with a special kids only F5F membership card
- F5F Library Bags for babies and toddlers. Inside the bags are books, bath puppet, egg shaker and lots of useful information.
- Lots of F5F **NEW** Picture Books have arrived at the Library and are available for loan

Call into the Library and checkout the F5F Resources that are available.

SMOKE ALARM LEGISLATION



EXISTING DWELLINGS FOR OWNERS / OCCUPIERS

From 1 January 2017

When replacing smoke alarms, they must be of a *photoelectric* type which complies with Australian Standard (AS) 3786-2014.

Existing smoke alarms manufactured more than ten years ago must be replaced. (Note: Smoke alarms should have the date of manufacture stamped on them.)

Smoke alarms that do not operate when tested must be replaced immediately.

Existing *hardwired* smoke alarms that need replacement must be replaced with a *hardwired* smoke alarm.

From 1 January 2027

Smoke alarms in all *dwelling*s must:

- i) be *photoelectric* (AS 3786-2014); and
- ii) not also contain an ionisation sensor; and
- iii) be less than 10 years old; and
- iv) operate when tested; and
- v) be interconnected with every other smoke alarm in the dwelling so all activate together.

Smoke alarms must be installed on each *storey*:

- i) in each bedroom; and
- ii) in hallways which connect bedrooms and the rest of the *dwelling*; or
- iii) if there is no hallway, between the bedrooms and other parts of the *storey*; and
- iv) if there are no bedrooms on a *storey* at least one smoke alarm must be installed in the most likely path of travel to exit the *dwelling*.

Smoke alarms must be either hardwired or powered by a non-removable 10 year battery, or a combination of both may be allowed.

DWELLINGS BEING SOLD, LEASED OR AN EXISTING LEASE IS RENEWED

From 1 January 2017

Requirements as for existing *dwelling*s.

Existing landlord's and tenant's obligations regarding the installation and testing of smoke alarms continue.

Property sellers must continue to lodge a Form 24 with the Queensland Land Registry Office stating the requirements of the smoke alarm legislation have been met.

From 1 January 2022

Smoke alarms in the *dwelling* must:

- i) be *photoelectric* (AS 3786-2014); and
- ii) not also contain an ionisation sensor; and
- iii) be less than 10 years old; and
- iv) operate when tested; and
- v) be *interconnected* with every other smoke alarm in the *dwelling* so all activate together.

Smoke alarms must be installed on each *storey*:

- i) in each bedroom; and
- ii) in hallways which connect bedrooms and the rest of the *dwelling*; or
- iii) if there is no hallway, between the bedrooms and other parts of the *storey*; and
- iv) if there are no bedrooms on a *storey* at least one smoke alarm must be installed in the most likely path of travel to exit the *dwelling*.

Smoke alarms must be *hardwired* or powered by a non-removable 10-year battery, or a combination of both may be allowed.



NEW DWELLINGS AND DWELLINGS BEING SUBSTANTIALLY RENOVATED

From 1 January 2017

The development approval process for new *dwelling*s and *substantial* renovations will ensure that building approvals received on or after this date will bring *dwelling*s into compliance with the new laws.

Smoke alarms in the *dwelling* must:

- i) be *photoelectric* (AS 3786-2014); and
- ii) not also contain an ionisation sensor; and
- iii) be *hardwired* to the mains power supply with a secondary power source (i.e. battery); and
- iv) be *interconnected* with every other smoke alarm in the *dwelling* so all activate together.

Smoke alarms must be installed on each *storey*:

- i) in each bedroom; and
- ii) in hallways which connect bedrooms and the rest of the *dwelling*; or
- iii) if there is no hallway, between the bedrooms and other parts of the *storey*; and
- iv) if there are no bedrooms on a *storey* at least one smoke alarm must be installed in the most likely path of travel to exit the *dwelling*.

PRESCRIBED LOCATIONS FOR INSTALLING SMOKE ALARMS

Where practicable smoke alarms must be placed on the ceiling. Smoke alarms must not be placed:

- i) within 300mm of a corner of a ceiling and a wall;
- ii) within 300mm of a light fitting;
- iii) within 400mm of an air-conditioning vent;
- iv) within 400mm of the blades of a ceiling fan.

There are special requirements for stairways, sloping ceilings, and ceilings with exposed beams. These requirements are explained in the *Building Fire Safety Regulation 2008*. Penalties may be imposed for non compliance with the law.

GLOSSARY OF TERMS*

Dwellings - houses, townhouses (Class 1A) and units (Class 2).

Photoelectric - the method the device uses to detect smoke.

Hardwired - connected to the domestic dwelling's electricity supply.

Interconnected - if one smoke alarm sounds all the other smoke alarms will also sound. Interconnection can be wired or wireless.

Storey - a space within a building which is situated between one floor level and the floor level or roof above.

*Refer to specific legislation for full definitions.

Source documents

- » *Fire and Emergency Services Act 1990*
- » *Building Fire Safety Regulation 2008*
- » *Building Regulation 2006*
- » Australian Standard (AS) 3786-2014
- » *Land Title Act 1994*

For more information visit
www.qfes.qld.gov.au/smokealarms or
email SmokeAlarms@qfes.qld.gov.au.

SMOKE ALARM INSTALLATION



Under Queensland Legislation, smoke alarms must be installed in all homes. The implementation of new smoke alarm legislation is a staged approach. For detailed information, please refer to the [Smoke Alarm Legislation](#) information sheet located on the Queensland Fire and Emergency Services (QFES) website.

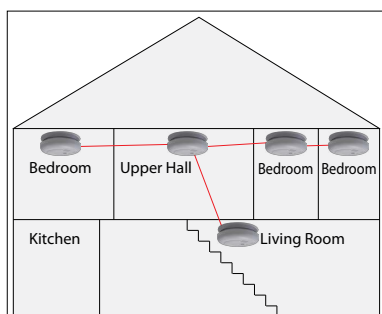
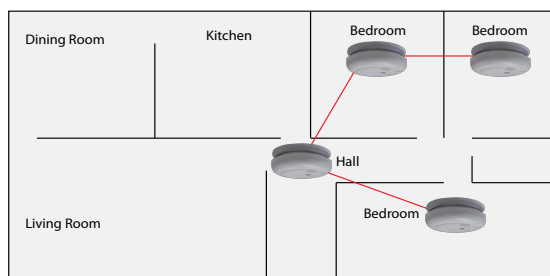
Prescribed locations for installing smoke alarms

Where practicable smoke alarms must be placed on the ceiling. Smoke alarms **must not** be placed:

- i) within 300mm of a corner of a ceiling and a wall;
- ii) within 300mm of a light fitting;
- iii) within 400mm of an air-conditioning vent; or
- iv) within 400mm of the blades of a ceiling fan.

There are special requirements for stairways, sloping ceilings, and ceilings with exposed beams. Specific requirements are explained in the *Building Fire Safety Regulation 2008*.

If impracticable for the prescribed location requirements to be met (e.g. may be affected by steam from shower or fumes from cooking), the owner may put the alarm at another location that will provide a warning to occupants of the dwelling.



Reasons behind prescribed locations

Every residence is different and you will need to assess your home. To maximise smoke alarm operation, avoid installation in the following positions:

- » In dead air space. This is an area in which trapped hot air will prevent smoke from reaching the alarm. This space generally occurs at the apex of cathedral ceilings, the corner junction of walls and ceilings, and between exposed floor joists.
- » Near windows, doors, fans or air conditioners. Excessive air movement may prevent smoke and gases from reaching the smoke alarm or cause nuisance alarms.
- » In or outside the bathroom as steam may cause nuisance alarms.
- » In insect infested areas, as insects flying into the alarm could cause nuisance alarms.

Why interconnected?

When one interconnected smoke alarm is activated, all interconnected smoke alarms are activated. This early warning increases the time occupants have to escape. The connecting of smoke alarms can be done wirelessly (e.g. via short radio frequency) or hardwired.

Power supply options for smoke alarms

You can buy smoke alarms from hardware stores, electrical retailers, or through a qualified electrician. There are two power supply options for existing dwellings (approved prior to 1 January 2017) - battery or hardwired.

Hardwired

A hardwired smoke alarm is connected to a home's mains power supply with a battery back-up. These alarms are considered more reliable in the longer term, and use a battery to provide back-up power if the AC power fails. Note: if an existing hardwired smoke alarm is being replaced, it must be replaced with another hardwired smoke alarm.

Battery

9-volt removable batteries are legal until 1 January 2022 for rentals or home sales and until 1 January 2027 for owner occupied residences (unless the initial building approval required otherwise). Replacement smoke alarms must comply with Australian Standard AS 3786 -2014.

INFORMATION SHEET

SMOKE ALARM MAINTENANCE AND REPLACEMENT

MAINTENANCE

How do I keep my smoke alarms working?

Smoke alarms can only save lives if they are well maintained and work properly.

Steps to remember:

- » Read the manufacturer instructions.
- » Once a month check the operation of the smoke alarm by pressing the test button. If you cannot reach the button easily, use a broom handle.
- » Keep them clean. Dust and debris can interfere with their operation, so vacuum over and around your smoke alarm regularly.
- » Replace removable batteries, if applicable, annually.
- » In most models when batteries are low the detector will sound a short 'BEEP' every minute or so. This is your reminder to replace the battery.
- » Smoke alarms must never be painted.
- » Failure to maintain your smoke alarm may lead to continued unwanted activations.
- » If cooking smoke sets off the alarm, do not disable it. Turn on the range fan, open a window or wave a towel near the alarm until the alarm stops beeping. Or use the hush button (if fitted).
- » If unwanted alarm activations persist when cooking, consider relocating the smoke alarm or change the range fan to exhaust externally.

REPLACEMENT

Why do I need to replace my smoke alarm?

- » After 10 years smoke alarms may malfunction and their efficiency compromised with accumulated dust, insects, airborne contaminants and corrosion of the electrical circuitry.
- » They must be replaced if they are more than 10 years old or if they fail to operate when tested.
- » A smoke alarm constantly monitors the air 24 hours a day. At the end of 10 years, it has gone through millions of monitoring cycles. After so much use, components may become less reliable. This means as the smoke alarm gets older, the potential of failure increases.
- » Most smoke alarms have an expiry or replace by date stamped or printed on them.
- » Contact the smoke alarm supplier or manufacturer for more detailed advice.

How do I dispose of a smoke alarm I've replaced?

- » If the smoke alarms are the photoelectric type, individual or small numbers can be disposed of with the household waste.
- » If the smoke alarms are the ionisation type, indicated by the radiation warning symbol on the body of the alarm, individual or small numbers can be disposed of with the household waste.
- » If disposing of a large number of smoke alarms Queensland Fire and Emergency Services (QFES) recommends consulting with the relevant authority or your local council for more information.



Test monthly



Clean monthly



Replace annually

For more information, relating to the maintenance responsibilities in rental properties, refer to the [QFES Smoke Alarms in Queensland brochure](#).



© State of Queensland (Queensland Fire and Emergency Services) 2020
All Queensland Fire and Emergency Services material in this document -
except any material protected by a trademark, and unless otherwise noted
- is licensed under a Creative Commons Attribution 4.0 license.

Ver 05/2020



PHOTOELECTRIC SMOKE ALARMS



Photoelectric smoke alarms

Photoelectric smoke alarms, also known as optical or photo-optical smoke alarms, detect visible particles of combustion. Research indicates that these types of smoke alarms respond quicker to a wider range of fires experienced in homes, such as smouldering fires and the dense smoke given off by foam filled furnishings or overheated coated wiring.

Advantages:

- » Good for smouldering fire and dense smoke.
- » Not as prone to cooking nuisance alarms.
- » Contain no radioactive material.
- » Suitable for general use.

Your protection against fire increases with the quality and type of smoke alarm that is installed.

What to look for?

When purchasing smoke alarms, they must comply with the Australian Standard AS 3786-2014. The following labels will appear if a smoke alarm complies with this standard.



Visit the [CSIRO's Activfire website](https://www.csiro.au/activfire) for further information targeted at consumers and fire safety advisers on the details of smoke alarms that have been verified as conforming with Australian Standard requirements.

Common features in smoke alarms

- » Test button - to ensure correct operation.
- » Tested by Scientific Services Laboratories to comply with AS 3786-2014.
- » Some models have 'hush' buttons to stop nuisance alarms.
- » Interconnection allows all smoke alarms to sound simultaneously should any one alarm activate. All occupants are alerted, maximising the opportunity for escape.
- » Options for deaf and hearing-impaired people, and alarms with emergency lights or heat sensors.

Non-compliant replacement smoke alarms

Smoke alarms with the pictured radiation symbol are not photoelectric and do not meet the 2017 legislative requirements for replacement.



Individual or small numbers of these smoke alarms can be safely disposed of in your household rubbish. The small amount of radioactive material in a domestic ionisation smoke alarm is insufficient to cause harm to people or the environment.



Unwanted activations

Photoelectric smoke alarms are less likely to activate as a false alarm. There are five main reasons that smoke alarms would activate for no apparent reason.

- » They are near or past their 10 year life.
- » The backup battery requires replacement.
- » The wrong type of smoke alarm has been selected for the location.
- » They have a build-up of dust, insects or other particulates.
- » They are in the wrong location (e.g. too close to cooking fumes from the kitchen or steam from the shower).

The latest Australia Standard AS 3786-2014 smoke alarms, have additional features that should further reduce the chance of a false alarms, such as a finer gauze to prevent insect infestation. They also include an indicator light to allow quick identification of which alarm has initially activated when they are interconnected with other smoke alarms.



FREE



Queensland Business Revival Program

Online training opportunity currently available for small businesses and individuals



Improve your digital skills



Improve your job prospects




Grow your business



"I am finding the daily biz revival sessions inspiring to help me get back into my business"

- Christie Schilling,
The Prop People
(St Helens QLD)

www.qldbizrevival.com.au



Created by small business for small business and valued at over \$2,000, this online training program is proudly funded by the Queensland Government, making participation 100% FREE.

Available until the 31st March 2021, gain access to:

- Online courses
- Expert-led support sessions
- An online community of like-minded individuals

You will learn how to:

- Improve your website to grow sales
- Get better rankings on Google
- Utilise Facebook and Instagram for business in 2021
- Grow through online reputation management
- Measure your marketing success with Google Analytics
- ... and much more!

SCAN ME!



qldbizrevival.com.au



Queensland
Government





Census

**2,665 jobs
available**

2021 Census Field Manager

\$36.90 per hour (incl 25% loading) + super

(Contract/Temporary)

Roles start from May 2021

Earn extra income

Apply now: censusjobs.adecco.com.au

Adecco



Halliebec Towing and Contracting (41 Chipu Street) is an approved Container Refund point for anyone wanting to recycle eligible beverage containers, bottles or cans.

The exchange is open Tuesday from 4.30 - 6.00pm (subject to change).

Quantities over 1500 will be taken by appointment.

To set up your scheme ID visit consumer.containersforchange.com.au/create-account or for more information visit www.containersforchange.com.au

Can we help?



GIVIT can provide free essential items for the people you support

givit.org.au

givit.org.au

Simply register with GIVIT and start accessing hundreds of free donated items. You can also request specific items you need for your service or the people you support, including school uniforms, washing machines, beds, bedding, sporting equipment and food vouchers.

REGISTER

It's quick, free and easy!

Visit givit.org.au and submit your organisation's details.

REQUEST

See what's available or tell us what you need.

A quick and easy search on GIVIT will show what is available near you. Or, simply place a request online and we'll work to match you with a donor who can provide that item.

RECEIVE

Help your client!

Once a donation match is made, your details are automatically swapped with the donor for you to organise collection or delivery.

GIVIT

OUTBACK QUEENSLAND JOBS BOARD

JOBS BOARD



www.outbackqueenslandjobs.com.au

Outback Queensland Jobs offers a free service available to businesses (the potential employers) and job seekers in the Central West, South West and Far West Queensland regions.

With quick and easy registration, register using your business email or any social media account you like.

Once registered use the smart form to create and save your job. You can share the job ad via email, Facebook, Twitter, LinkedIn or Google (Gmail).

You can quickly see who applied and view their applications at any time.

Seniors Group

Thanks to local artist, Lyn Barnes for holding a small exhibition in her Gallery on Friday 12 February to view the outstanding Pastel Paintings of some of our very talented seniors in the Seniors Program. A workshop was held in December over two days under Lyn's instruction and the seniors were very excited to see their framed master pieces.

It was nice to have our new CEO Justin Hancock, Deputy Mayor Jenny Hewson, Councillor Roger Volz and Director of Corporate & Community Services Lisa Hamlyn attend the evening.



Left to right: Ruby Andrews, Fran Murray, Gwen Hennessy, Lyn Barnes, Bernadette Hall enjoying refreshments after completing their artworks. Below is Director Corporate & Community Services Lisa Hamlyn with Gwen Hennessy



Quilpie Shire Council invites everyone to attend the opening of

Quilpie Cultural Society
COVID WORKS IN PROGRESS

QUILPIE SHIRE GALLERY
FRIDAY 19TH MARCH 2021
6.30PM
Light Refreshments Available

This exhibition will showcase works of the Quilpie Cultural Society & RADF funded workshops.

This exhibition will be on display until 16th April 2021

For more information contact:
46 560 540 or tourism@quilpie.qld.gov.au



QUILPIE SHIRE
YOUR OUTBACK ADVENTURE
This is a COVID Safe Event

Your Health in 2021!

SWHHS Visiting Specialists 2021

Speech Therapist	23 February & 23 March
Occupational Therapist	23 February & 23 March
Dietician	23 February & 23 March
Child Health Nurse	16 & 17 March
Podiatrist	10 & 11 March
Physiologist	22 February
Mobile Women's Health Nurse	9 & 10 March
Diabetes Educator	February
Mental Health	Every Monday (if a public holiday falls on a Monday it will be a Tuesday)

Women's True Outreach Clinic 2 & 3 March

For more information please contact:
SWHHS Quilpie 07 46 560 100

OVARIAN CANCER AWARENESS MONTH

Held each year in February to educate Australians on ovarian cancer, and raise awareness by sharing the stories of real women affected by the disease. 2021 is the year we celebrate 20 years of improving support and awareness for ovarian cancer and making incremental progress in care and treatment.

Participate in the Butterfly Challenge to help create much needed awareness of ovarian cancer. For five minutes per day, we're encouraging people to do the butterfly pose throughout February, to represent that less than half of women diagnosed survive five years. Don't forget to tag us on social media @ovariancancer0z
<https://www.ovariancancer.net.au/events/11/the-butterfly-challenge>



South West Hospital and Health Service

Need a Dental Appointment?

Please give us a call and we will listen to your needs and provide you with care. You can be offered an appointment or given the option to be placed on our waitlist and appointments can be made for dental emergencies and check ups.

The Dentists at Roma and Charleville visit other towns across the South West Hospital and Health Service providing full dental services.

To be eligible you will need: Health Care Card; Pension Concession Card; Commonwealth Seniors Health Card; Queensland Seniors Card or a Veterans Affairs Card.
You can be seen as a Fee-Paying patient for emergencies or other care if there is no access to a Private Dentist in your area.

Call 1300 215 659 or 46 24 2716

South West Oral Health Service





South West

Hospital and Health Service

Need a Dental Appointment?

We are coming to

Quilpie

Monday 22 to Thursday 25 March 2021

Call 1300 215 659 or 4624 2716 for an appointment.

Please note there are waitlists for some treatments

To be eligible you will need: Health Care Card;
Pension Concession Card; Commonwealth Seniors Health Card;
Queensland Seniors Card or Veterans Affairs Card.



You can be seen as a Fee-Paying patient for emergencies or other care if there is no access to a Private Dentist in your area.

South West Oral Health Service




Mobile Sexual Health and Women's Health Clinic



Location:

Quilpie Medical Practice

For appointments phone: **4656 1158**



- Sexual Health testing
- Cervical Screening
- Breast / testicular examination and education

- Contraception and family planning information
- Education and Information
- Referrals



The National Disability Insurance Scheme (also called the NDIS) is the new way of providing disability support.

The NDIS will provide all Australians under the age of 65 who have a permanent and significant disability with the reasonable and necessary supports they need to enjoy an ordinary life.



The NDIS will help people with disability achieve their goals. This may include greater independence,



As an insurance scheme, the NDIS takes a lifetime approach, investing in people with disability early to improve their outcomes later in life.



The NDIS also provides people with disability, their family and carers with information and referrals to existing support services in the community.



By 2019, the NDIS will support about 460,000 Australians with disability.



Can I access the NDIS?

To become an NDIS participant a person must:

- ✓ Have a permanent disability that significantly affects their ability to take part in everyday activities;
- ✓ Be aged less than 65 when they first enter the NDIS;
- ✓ Be an Australian citizen or hold a permanent visa or a Protected Special Category visa; and
- ✓ Live in Australia where the NDIS is available.

Can I still receive support if I do not meet the access requirements for the NDIS?

A person does not have to be an NDIS participant to receive support from the NDIS. The NDIS will connect people with disability, their families and carers, including people who are not NDIS participants, to disability and mainstream supports in their community.

**To find out more call or visit
Council's NDIS Support
Coordinator, Chris Houghton on
0436 816 827**



Reminder!!! Have you paid your pet registration fees for this year?



Queensland Government has introduced laws to promote responsible breeding of dogs, these laws apply to any dog born on or after 26 May 2017. You must not give away, supply, sell or advertise a dog or puppies without a Supply Number that identifies the Breeder or provides an Exemption.

Fast facts:

- The laws apply to all people breeding dogs, including professional, occasional and accidental breeders.

- There are penalties if a dog or puppy born on or after 26 May 2017 is given away, sold or advertised without a supply number.
- The only breeders who don't need a supply number are primary producers who breed puppies to be kept by primary producers as working dogs.

If you have any questions or require further information, please contact Council's Customer Service Centre – 07 46560500



Please consider our local business operators who are grappling with ongoing restrictions and regulations as a result of the Coronavirus pandemic.

Local businesses are at the forefront of preventing the spread of coronavirus and must adhere to strict rules and regulations imposed by Queensland Health and the Government. When being served by a local business, please take the time to consider their role and duties and be patient. After all, we're all in this together.



QUILPIE CULTURAL SOCIETY INC

P.O. Box 172
Quilpie 4480



Quilpie Cultural Society Workshops 2021

6th – 7th February 2021 Self Funded

Louise's Braid Quilpie with local Tutor Louise Hall

Rep Jan McConnell 0428562083

19th – 22nd March 2021

Sewing Get together

Rep Jan McConnell 0428562083

19th – 24th May 2021

Raffle Quilt with "Cheryl and Friends"

Quilpie Quilting Group organised by Jan McConnell making a Raffle Quilt to raise funds for Quilpie Cultural Society.

27th – 30th May RADF

Furniture Restoration with Dean Timms

Rep Josie Martyr 0427036984

19th – 20th June RADF

Western Watercolours with John Morrison

Rep Jo Pegler 46564942

25th – 28th June FRRR

Upholstery with Tim Symons

Rep Josie Martyr 0427036984

July (date to be confirmed) RADF

Embroidery with Cathy Sotiriou

Rep Robyn Cherry 0428612566

31st July – 2nd August RADF

Glass Glorious Glass with tutor Alison Shaw

Two day workshop – Monday for firing

Rep Jane Mulligan 0428547400

20th – 23rd August 2021 RADF

Fifi's Fabricology with Fiona and Kelly

Rep Jan McConnell 0428562083

21st – 22nd August 2021 RADF (*Pending COVID*)

Pastel Techniques with Maxine Thompson in

Eromanga

Rep Jo Pegler 46564942

22nd – 25th October RADF

Flying into Colours with Helen Godden

Rep Jan McConnell 0428562083

Quilpie Cultural Society Workshops

Dates to be decided

FRRR – Possibly Easter

Bubbles and Brush Strokes for adults and

Busy Bees for kids with tutor Samantha Meurant

Rep Jo Pegler 46564942

Photography with tutor to be advised – RADF

Rep Lauren Gilligan

RADF – Two days

Red Earth in Pastels with Lyn Barnes

Rep Jo Pegler 46564942

RADF – One day

Junior Pastels with Lyn Barnes

Rep Jo Pegler 46564942

Quilpie Cultural Society Workshops 2022

18th – 21st March 2022 RADF funding pending

Triple F – Fun, Fabric, Finish with Louise Hall

Rep Jan McConnell 0428562083

21st – 24th October 2022 RADF funding pending

10 Degrees West with Fran Bulmer

Rep Jan McConnell 0428562083



The Regional Arts Development Fund is a Queensland Government and Quilpie Shire Council partnership to support local arts and culture.

Funded by the Foundation for Rural and Regional Renewal.

